



Llywodraeth Cymru
Welsh Government

ADRODDIAD

Adroddiad sefyllfaol COVID-19: 6 Mai 2021

Diweddariad gan Gell Wybodaeth COVID-19 a'r Grŵp
Ymgynghorol Diogelu Iechyd.

Cyhoeddwyd gyntaf: 6 Mai 2021

Diweddarwyd ddiwethaf: 6 Mai 2021

Cafodd y ddogfen hon ei lawrlwytho o LLYW.CYMRU, efallai nad dyma'r fersiwn mwyaf diweddar.

Ewch i <https://llyw.cymru/adroddiad-sefyllfaol-covid-19-6-mai-2021-html> i weld y fersiwn ddiweddaraf.

Gwybdaeth am [hawlfraint](#).

Cynnwys

Crynodeb yr Adroddiad ar Sefyllfa COVID-19 Cymru

What is the current status of the epidemic?

What is the situation with the NHS and social care?

What is the situation with education, children and young adults?

What does the situation look like going forward?

Mobility data, adherence and UK comparison

Key risks and sources

Crynodeb yr Adroddiad ar Sefyllfa COVID-19 Cymru

Y pwyntiau allweddol i'w nodi

Mae Cymru ar Lefel Rhybudd 3.

Mae trosglwyddiadau o COVID-19 yn gostwng yn gyffredinol ac maent yn gymharol isel. Mae'r amcangyfrif consensws o'r rhif atgynhyrchu ar gyfer Cymru rhwng 0.8 ac 1.0. Ffynhonnell: SPI-M/SAGE, 27 Ebrill 2021

Mae nifer yr achosion o COVID-19 yn lleihau yn gyffredinol ar draws y rhan fwyaf o Gymru. Mae canran y bobl sy'n profi'n bositif am COVID-19 hefyd wedi gostwng ychydig. Ffynhonnell: Iechyd Cyhoeddus Cymru (PHW)

Cafodd y ddogfen hon ei lawrlwytho o LLYW.CYMRU, efallai nad dyma'r fersiwn mwyaf diweddar.

Ewch i <https://llyw.cymru/adroddiad-sefyllfaol-covid-19-6-mai-2021-html> i weld y fersiwn ddiweddaraf.

Gwybdaeth am [hawlfraint](#).

Mae nifer y derbyniadau i ysbytai yn sgil COVID-19 a marwolaethau cysylltiedig â COVID-19 yn parhau i fod ar lefel gymharol isel. Mae'r niferoedd hyn bellach yn debyg i'r rhai a nodwyd ganol mis Medi 2020. Ffynhonnell: Data Gweithredol GIG Cymru

VOC-20DEC-01 (a nodwyd gyntaf yng Nghaint) yw'r amrywiolyn mwyaf cyffredin yng Nghymru o hyd. Mae SARS-CoV-2 yn esblygu o ran antigenau. Nid yw rhai amrywiolynnau'n cael eu niwtraleiddio gystal gan wrthgyrff a achosir gan frechlynnau presennol, ac mae'r brechlynnau'n llai effeithiol yn erbyn yr amrywiolynnau hyn nag y maent yn erbyn y feirws mwyaf cyffredin presennol. Mae tri chytras yn y llinach B.1.617. Mae'r amrywiolyn B.1.617.1, sydd ar led yn India ac mewn rhannau eraill o Dde Asia, wedi'i ddynodi'n Amrywiolyn sy'n Destun Ymchwiliad. Ar hyn o bryd, mae 119 o achosion yn y Deyrnas Unedig, ac mae pob un ond 3 o'r rheini wedi'u cysylltu â theithio. Ffynhonnell: Y Grŵp Cyngori Gwyddonol ar Argyfyngau (SAGE)

Ar 5 Mai, yn y saith diwrnod blaenorol, gwnaeth gwaith dilyniannu genomeg ar brofion COVID-19 nodi 12 o achosion newydd wedi'u cadarnhau o VUI-21APR-01 a 5 o achosion wedi'u cadarnhau o VUI-21APR-02. Ffynhonnell: PHW

O ran brechu, hyd at 6 Mai 2021, roedd cyfanswm o 2.68 miliwn o ddsau o frechlyn COVID-19 wedi'u rhoi yng Nghymru a'u cofnodi ar System Imiwneiddio Cymru COVID-19. O'r 2.68 miliwn o ddsau a roddwyd yn genedlaethol, dosau cyntaf oedd 1.88 miliwn ohonynt ac ail ddsau oedd 0.80 miliwn ohonynt. Ni fydd y niferoedd presennol sydd wedi'u brechu yn diogelu ar lefel y boblogaeth gyfan yn absenoldeb ymddygiadau diogelu eraill. Ffynhonnell: PHW

Dangosyddion allweddol

Mae'r rhan fwyaf o ddangosyddion allweddol yn parhau i ostwng, yn dilyn cyfnod lle cafwyd lefel uchel o drosglwyddiadau ym mis Rhagfyr a mis Ionawr.

Cafodd y ddogfen hon ei lawrlwytho o LLYW.CYMRU, efallai nad dyma'r fersiwn mwyaf diweddar.

Ewch i <https://llyw.cymru/adroddiad-sefyllfaol-covid-19-6-mai-2021-html> i weld y fersiwn ddiweddaraf.

Gwybdaeth am [hawlfraint](#).

	Gwerth cyfredol (03/05/21)	Newid ers yr wythnos flaenorol (24/04/21 – 01/05/21 oni nodir fel arall)	Newid ers y ffigurau a adroddwyd ar gyfer yr adolygiad Lefel Rhybudd blaenorol (17/04/21 – 01/05/21)		
		Canran y newid	Newid mewn gwerth	Canran y newid	Newid mewn gwerth
Cyfradd yr achosion a gadarnhawyd (swm treigl 7 diwrnod fesul 100k)	10	-18%	(-2)	-33%	(-5)
Cyfradd yr achosion a gadarnhawyd yn y rheini sydd dros 60 (swm treigl 7 diwrnod fesul 100k)	8	-24%	(-3)	-30%	(-4)
Positifedd profion (cyfartaledd treigl 7 diwrnod)	1.1%	-22%	(-0.3 percentage points)	-35%	(-0.6 percentage points)
Poblogaeth yr amcangyfrifir fod ganddi COVID-19 (cyffredinrwydd)¹	0.05%	-17%	(-0.01 percentage points)	-55%	(-0.06 percentage points)
Rhif atgynhyrchu (R_t)²	0.8 to 1.0	5%	(+0.04)	-1%	(-0.01)
Capasiti'r GIG – Derbyniadau³	5	-30%	(-2)	-28%	(-2)
Marwolaethau – data ONS (swm 7 diwrnod)⁴	9	-25%	(-3)	-31%	(-4)

Cafodd y ddogfen hon ei lawrlwytho o LLYW.CYMRU, efallai nad dyma'r fersiwn mwyaf diweddar.

Evch i <https://llyw.cymru/adroddiad-sefyllfaol-covid-19-6-mai-2021-html> i weld y fersiwn ddiweddaraf.

Gwybdaeth am [hawlfraint](#).

	Gwerth cyfredol (03/05/21)	Newid ers yr wythnos flaenorol (24/04/21 – 01/05/21 oni nodir fel arall)	Newid ers y ffigurau a adroddwyd ar gyfer yr adolygiad Lefel Rhybudd blaenorol (17/04/21 – 01/05/21)		
Marwolaethau – data PHW (swm 7 diwrnod)	2	-67%	(-4)	-75%	(-6)

1. Mae data diweddaraf yr Arolwg Heintiadau COVID-19 ar gyfer y cyfnod o 26 Ebrill 2021 i 2 Mai 2021.
2. Mae'r gwerth Rt diweddaraf fel ag yr oedd ar 27 Ebrill 2021. Seiliwyd y newidiadau a ddangosir yn y tabl ar yr amcangyfrif canolog o Rt.
3. Y cyfartaledd treigl saith diwrnod hyd at y dyddiad presennol o gleifion y cadarnhawyd bod ganddynt COVID-19 – nid yw'n cynnwys cleifion yr amheuwyd bod ganddynt COVID-19 neu sy'n gwella.
4. Y dyddiad diweddaraf ar gyfer data'r Swyddfa Ystadegau Gwladol (ONS) ar farwolaethau yw hyd at 23 Ebrill 2021 (yn hytrach na 1 Mai 2021) ar gyfer y gwerth presennol. Defnyddir data hyd at 16 Ebrill 2021 ar gyfer y newid ers yr wythnos flaenorol a defnyddir data hyd at 9 Ebrill 2021 ar gyfer y newid ers yr adolygiad Lefel Rhybudd diwethaf.

What is the current status of the epidemic?

Cases per 100,000 population (7 day period ending 01 May 2021)

Local Authority	Number	% of All Wales Total	Case Incidence per 100,000	Incidence threshold reached	Change from previous week
Newport	40	12.9%	25.9	25 to < 50	-15%↓
Wrexham	24	7.8%	17.7	20 to < 25	-17% ↓

Cafodd y ddogfen hon ei lawrlwytho o LLYW.CYMRU, efallai nad dyma'r fersiwn mwyaf diweddar.

Ewch i <https://llyw.cymru/adroddiad-sefyllfaol-covid-19-6-mai-2021-html> i weld y fersiwn ddiweddaraf.

Gwybdaeth am [hawlfraint](#).

Local Authority	Number	% of All Wales Total	Case Incidence per 100,000	Incidence threshold reached	Change from previous week
Cardiff	47	15.2%	12.8	Under 15	7%↑
Caerphilly	23	7.4%	12.7	Under 15	53%↑
Torfaen	11	3.6%	11.7	Under 15	57%↑
Swansea	28	9.1%	11.3	Under 15	-47%↓
Pembrokeshire	14	4.5%	11.1	Under 15	100%↑
Gwynedd	12	3.9%	9.6	Under 15	-48%↓
Rhondda Cynon Taf	22	7.1%	9.1	Under 15	47%↑
Neath Port Talbot	13	4.2%	9.1	Under 15	-46%↓
Flintshire	14	4.5%	9.0	Under 15	-12%↓
Merthyr Tydfil	5	1.6%	8.3	Under 15	67%↑
Carmarthenshire	13	4.2%	6.9	Under 15	-35%↓
Vale of Glamorgan	9	2.9%	6.7	Under 15	-18%↓
Isle of Anglesey	4	1.3%	5.7	Under 15	-20%↓
Bridgend	8	2.6%	5.4	Under 15	-50%↓

Cafodd y ddogfen hon ei lawrlwytho o LLYW.CYMRU, efallai nad dyma'r fersiwn mwyaf diweddar.

Ewch i <https://llyw.cymru/adroddiad-sefyllfaol-covid-19-6-mai-2021-html> i weld y fersiwn ddiweddaraf.

Gwybdaeth am [hawlfraint](#).

Local Authority	Number	% of All Wales Total	Case Incidence per 100,000	Incidence threshold reached	Change from previous week
Monmouthshire	5	1.6%	5.3	Under 15	0%→
Conwy	5	1.6%	4.3	Under 15	-29%↓
Powys	5	1.6%	3.8	Under 15	-64%↓
Blaenau Gwent	2	0.6%	2.9	Under 15	-67%↓
Ceredigion	2	0.6%	2.8	Under 15	-50%↓
Denbighshire	0	0.0%	0.0	Under 15	-100%↓
Unknown	3	1.0%	-		-25% ↓
Total	309	100.0%	9.8	Under 15	-18% ↓

At a Wales level, on 1 May, the 7-day rolling incidence of COVID-19 cases and the percentage of people testing positive for COVID-19 have decreased since last week.

The SAGE/ SPI-M consensus estimate of Reproduction number (Rt) is 0.8 - 1.0 (as at 27 April 2021). When we look at reproduction numbers using PHW positive test data only (see second table below) - a more timely estimate but limited by variation in testing – we see a reproduction number estimate of 0.84 for Wales. At local health board level, there is considerable variation in the reproduction number (cases only) estimate. The central estimate of the reproduction number (cases only) is at or above 1.0 for the Cwm Taf, Aneurin Bevan and Hywel Dda Health Boards.

7-day cumulative case incidence is decreasing across most of Wales. At a Wales level, cases per 100,000 is currently at 9.8 per 100,000 population. This

Cafodd y ddogfen hon ei lawrlwytho o LLYW.CYMRU, efallai nad dyma'r fersiwn mwyaf diweddar.

Evch i <https://llyw.cymru/adroddiad-sefyllfaol-covid-19-6-mai-2021-html> i weld y fersiwn ddiweddaraf.

Gwybdaeth am [hawlfraint](#).

is a slight decrease compared to the previous report (11.9 per 100,000 population).

Incidence varies by local authority and age. Newport is the only local authority with a case incidence rate above the threshold of 25 cases per 100,000. However, the case incidence for Newport has decreased over the past week.

The table below also provides estimates of doubling and halving times based on COVID-19 positive test data. In this table, halving times are positive, whilst doubling times are negative. The 95% confidence intervals are showing in brackets after the central estimate. An asterisk (*) means that there are small numbers and estimates should be treated with caution. Local health board level estimates of Rt and halving times will be unstable when incidence is low.

Reproduction number (based on positive tests only) PHW data by Local Health Board as at 05 May 2021

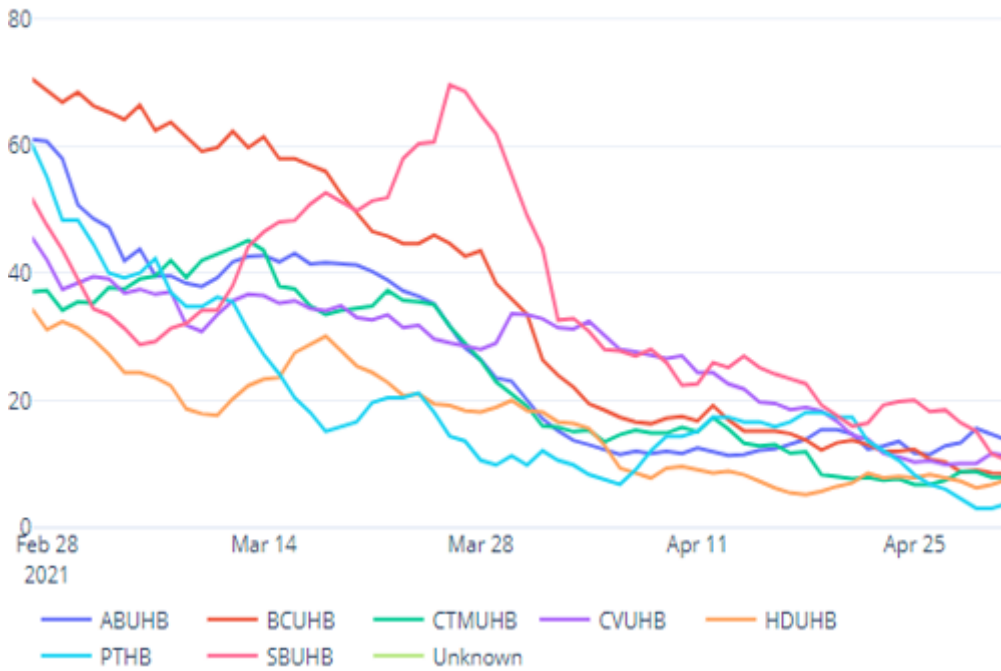
Local Health Board	Rt (cases)	Halving time (days)
All Wales	0.84 (0.8 to 0.9)	44 (13 to -35)
Swansea Bay UHB	0.6 (0.5 to 0.8)	9 (4 to -54)
CTM UHB	1.1 (0.8 to 1.4)	36 (5 to -8) DOUBLING
Aneurin Bevan UHB	1.1 (1.0 to 1.4)	66 (9 to -13) DOUBLING
Cardiff & Vale UHB	1.0 (0.8 to 1.2)	222 (10 to -11)
Hywel Dda UHB*	0.9 (0.6 to 1.2)	215 (8 to -9)
Powys THB*	0.7 (0.4 to 1.0)	8 (5 to 39)
Betsi Cadwaladr UHB	0.7 (0.6 to 0.9)	66 (9 to -12)

Cafodd y ddogfen hon ei lawrlwytho o LLYW.CYMRU, efallai nad dyma'r fersiwn mwyaf diweddar.

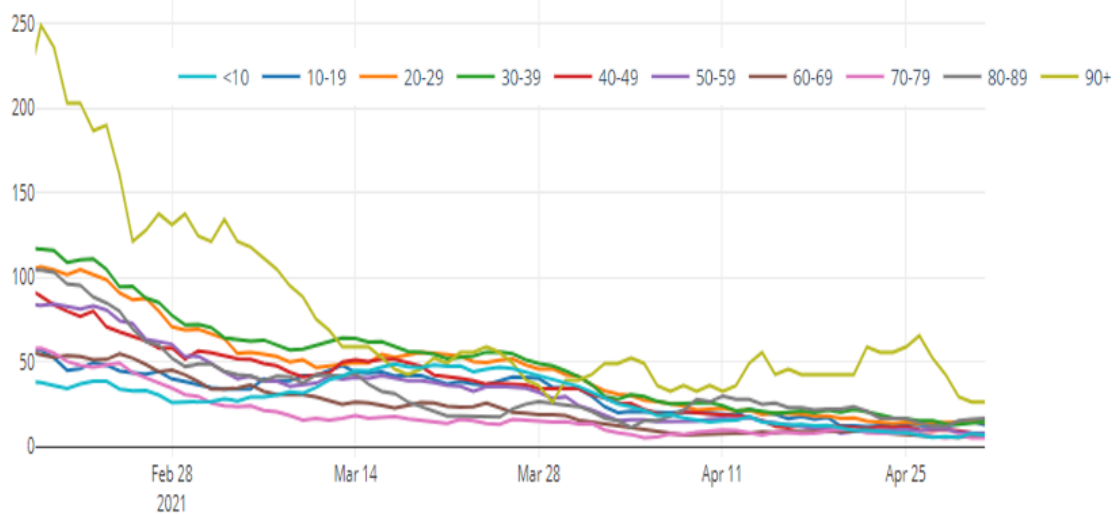
Ewch i <https://llyw.cymru/adroddiad-sefyllfaol-covid-19-6-mai-2021-html> i weld y fersiwn ddiweddaraf.

Gwybdaeth am [hawlfraint](#).

Cases per 100k (PHW Data) (7 day rolling sum)



Cases per 100k by age (PHW Data) (7 day rolling sum)



Cafodd y ddogfen hon ei lawrlwytho o LLYW.CYMRU, efallai nad dyma'r fersiwn mwyaf diweddar.

Ewch i <https://llyw.cymru/adroddiad-sefyllfaol-covid-19-6-mai-2021-html> i weld y fersiwn ddiweddaraf.

Gwybdaeth am [hawlfraint](#).

What is the situation with the NHS and social care?

COVID-19 pressure on the NHS continues to improve and is back to the levels seen in mid-September last year. As at 5 May 2021 there were 187 COVID-19 related patients (Suspected, Confirmed and Recovering) occupying a hospital bed. Confirmed cases constitute 32 of the total, the lowest number since 2 May 2021 when there were 31.

COVID-19 patients in critical care beds is currently at three, this is 161 lower than the maximum COVID-19 position of approximately 164. Confirmed cases constitute one of the total, the lowest number since 3 May 2020 when there were also one. The total number of patients in critical care for COVID-19 and non-COVID-19 stands at 185, 33 more than the historic maximum critical care capacity of approximately 152.

Care homes data is reported to Incident Management Teams on a weekly basis. Those noted as red status have reported an outbreak or incident in the last five days.

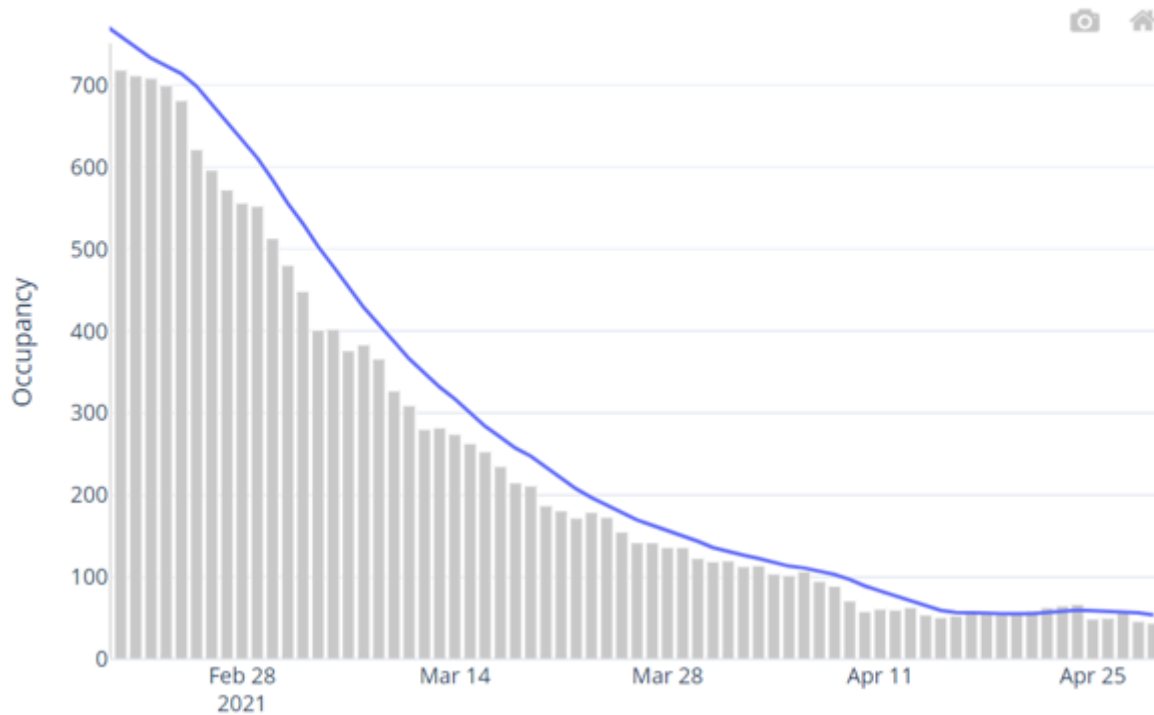
Up to 22 April 2021, 7 (0.7%) adult care homes in Wales notified CIW of one or more confirmed cases of COVID-19, in staff or residents, in the past 7 days. This is a decrease compared to 12 (1.1%) in the 7 days up to 15 April 2021. The number of notifications is now at the lowest since the guidance change on 17 December 2020.

Cafodd y ddogfen hon ei lawrlwytho o LLYW.CYMRU, efallai nad dyma'r fersiwn mwyaf diweddar.

Ewch i <https://llyw.cymru/adroddiad-sefyllfaol-covid-19-6-mai-2021-html> i weld y fersiwn ddiweddaraf.

Gwybdaeth am [hawlfraint](#).

Confirmed Hospital occupancy (7 day rolling average)

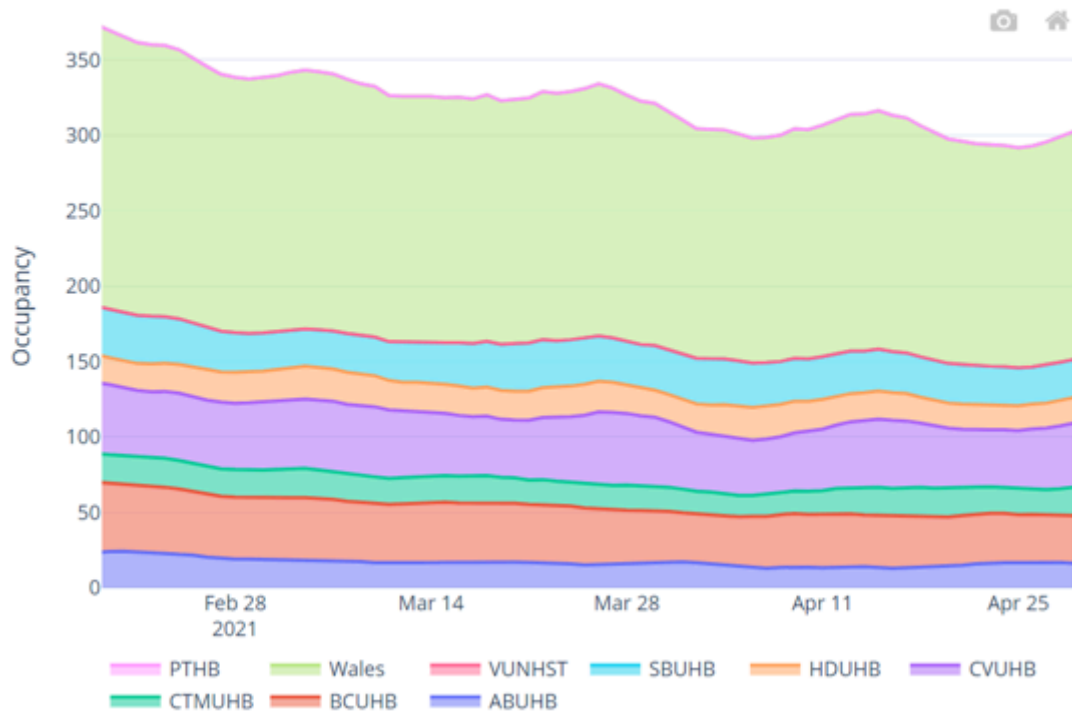


Cafodd y ddogfen hon ei lawrlwytho o LLYW.CYMRU, efallai nad dyma'r fersiwn mwyaf diweddar.

Ewch i <https://llyw.cymru/adroddiad-sefyllfaol-covid-19-6-mai-2021-html> i weld y fersiwn ddiweddaraf.

Gwybdaeth am [hawlfraint](#).

Overall invasive ventilated bed occupancy (7 day rolling average)

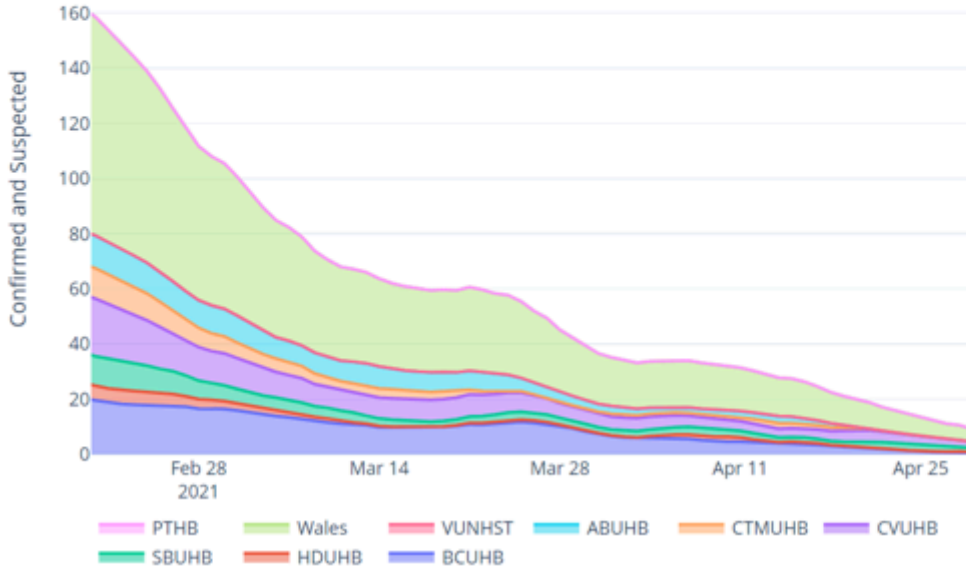


Cafodd y ddogfen hon ei lawrlwytho o LLYW.CYMRU, efallai nad dyma'r fersiwn mwyaf diweddar.

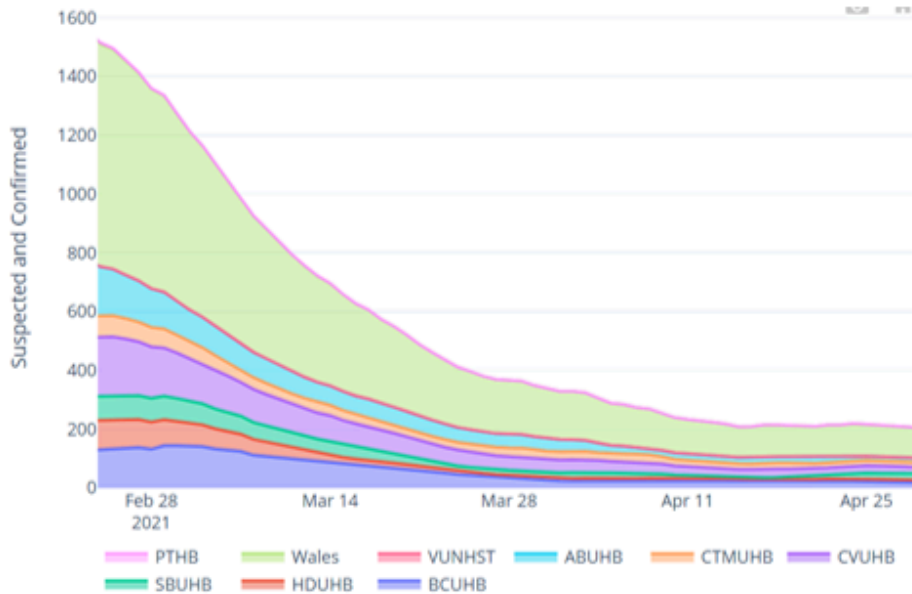
Ewch i <https://llyw.cymru/adroddiad-sefyllfaol-covid-19-6-mai-2021-html> i weld y fersiwn ddiweddaraf.

Gwybdaeth am [hawlfraint](#).

Invasive ventilated bed occupancy for suspected and confirmed COVID-19 positive patients (7 day rolling average)



Hospital bed occupancy for suspected and confirmed COVID-19 positive patients (7 day rolling average)

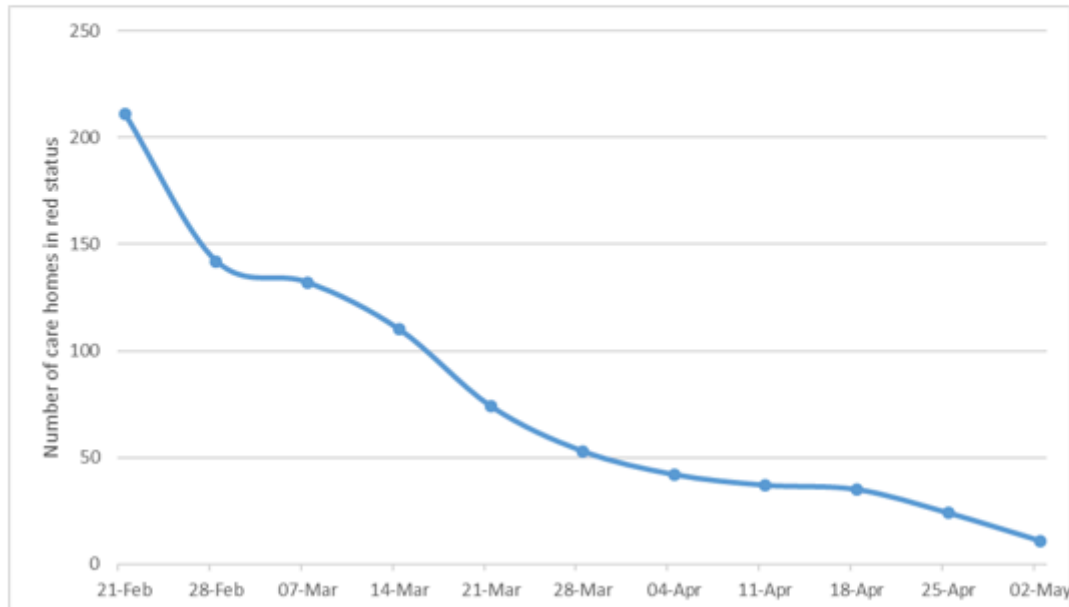


Cafodd y ddogfen hon ei lawrlwytho o LLYW.CYMRU, efallai nad dyma'r fersiwn mwyaf diweddar.

Ewch i <https://llyw.cymru/adroddiad-sefyllfaol-covid-19-6-mai-2021-html> i weld y fersiwn ddiweddaraf.

Gwybdaeth am [hawlfraint](#).

Number of adult care homes reported an ongoing outbreak/incident (last 7 days)



What is the situation with education, children and young adults?

Childcare settings

The latest national SBAR covering the week of 26 April to 02 May reported no new clusters in childcare settings with 2 ongoing clusters in 1 health board.

Schools

At the time of writing for the national SBAR to 02 May, 2 new clusters and 15 ongoing clusters were reported to be associated with schools. In the seven days to 02 May, 77 new confirmed cases associated with schools were reported by PHW to Welsh Government: 65* among pupils and 12* among staff. Source:

Cafodd y ddogfen hon ei lawrlwytho o LLYW.CYMRU, efallai nad dyma'r fersiwn mwyaf diweddar.

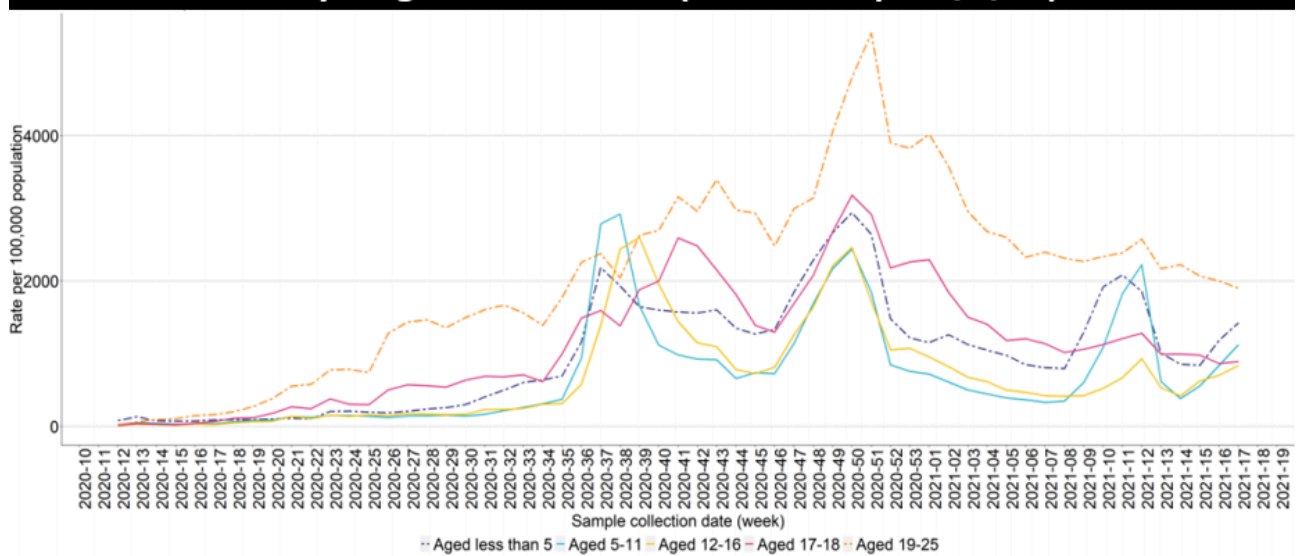
Ewch i <https://llyw.cymru/adroddiad-sefyllfaol-covid-19-6-mai-2021-html> i weld y fersiwn ddiweddaraf.

Gwybdaeth am [hawlfraint](#).

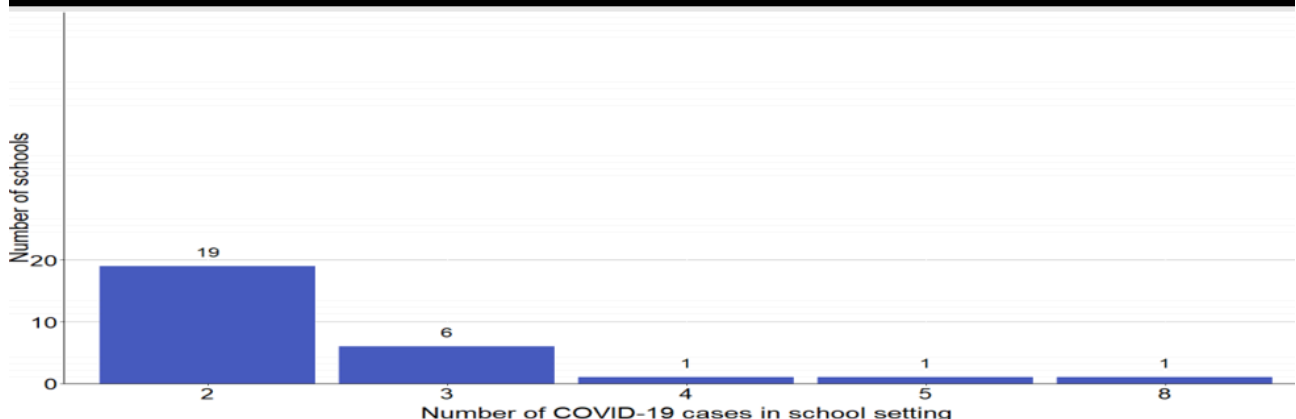
National SBAR *Please note these totals only include data from Swansea Bay and Hywel Dda. Confirmed case incidence remained stable in those aged under 20 years old in the most recent week ending 02 May.

IMTs continue to report that infection observed in pupils and staff are commonly the result of community and social interactions outside the school setting, with the acknowledgement that the incidence associated with schools reflects wider community transmission.

Weekly COVID-19 incidence per 100,000 population for school age children and young adults in Wales (data as at 1pm 5/5/21)



Schools with more than one COVID-19 case identified within the last 21 days, excluding 55 schools with 1 COVID-19 case

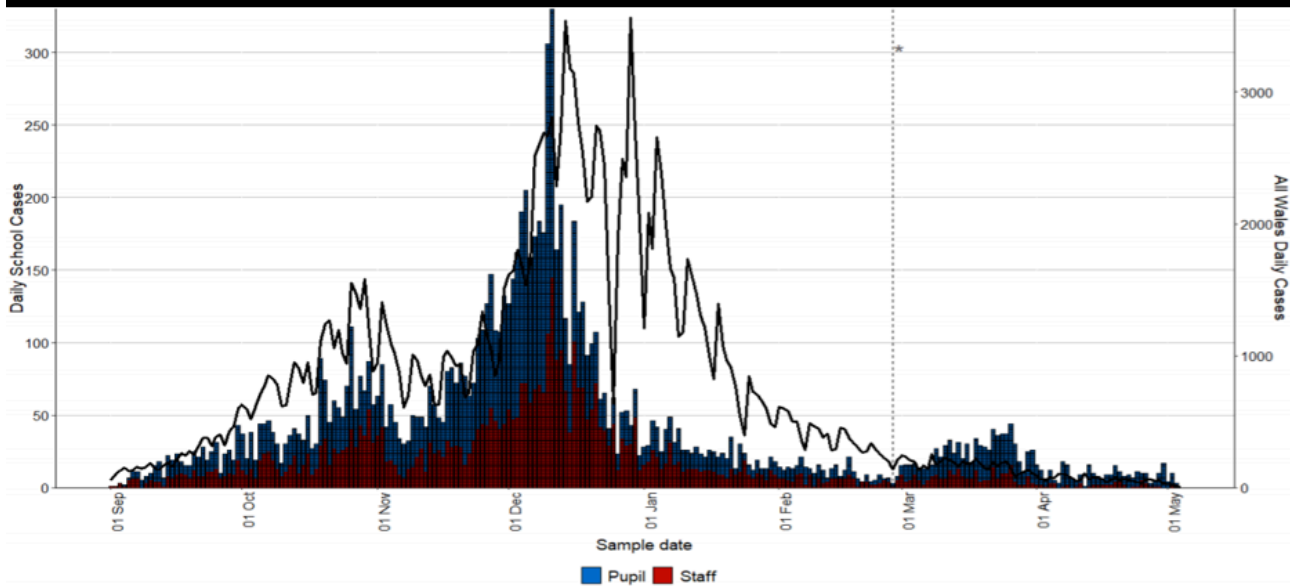


Cafodd y ddogfen hon ei lawrlwytho o LLYW.CYMRU, efallai nad dyma'r fersiwn mwyaf diweddar.

Ewch i <https://llyw.cymru/adroddiad-sefyllfaol-covid-19-6-mai-2021-html> i weld y fersiwn ddiweddaraf.

Gwybdaeth am [hawlfraint](#).

Epidemiological curve of cases in all staff and pupils linked to a school between 01 September 2020 to 4 May 2021 for all Wales maintained schools



School Attendance

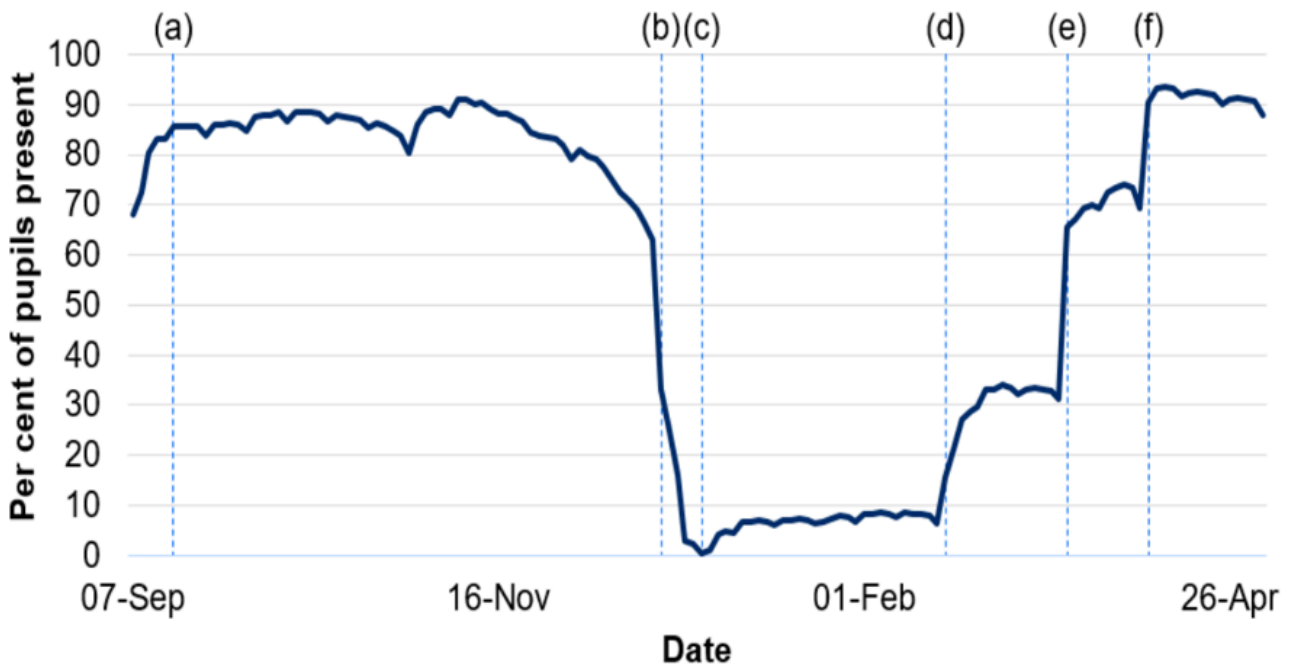
An average of 91% of all pupils were present in school over the week of 26 April to 30 April, the second highest rate of this academic year to date. This information is provisional and will be revised on 10 May.

Cafodd y ddogfen hon ei lawrlwytho o LLYW.CYMRU, efallai nad dyma'r fersiwn mwyaf diweddar.

Ewch i <https://llyw.cymru/adroddiad-sefyllfaol-covid-19-6-mai-2021-html> i weld y fersiwn ddiweddaraf.

Gwybdaeth am [hawlfraint](#).

Pupils present by day in Wales, from 7 September 2020



HEIs in Wales have, since January, prioritised a return to in person blended learning for those students with practical and qualification requirement where in person learning is necessary. University facilities, such as libraries, laboratories and study spaces, have been open for those who need access.

From 12 April HEIs have fully opened for blended learning with all students invited to access online and in person learning. HEIs report cases notified to them by students and staff. From 1 February 2021 most HEIs have changed the way in which they report data, with positive cases referring only to students or staff attending campus or returning to the local area for study (with the exception of University of Wales Trinity St David's who are unable to split cases on this basis). Over the past week, the 7-day rolling average has been less than 4 positive COVID-19 cases for all HEI's.

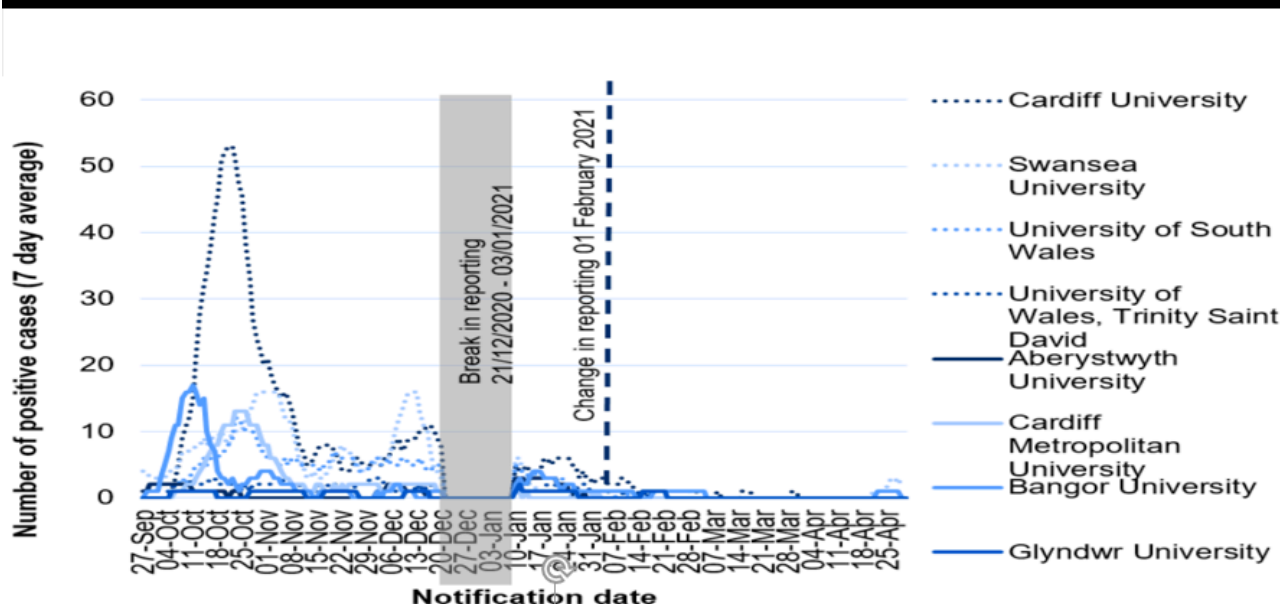
There is currently Voluntary LFD testing of childcare staff, school staff, Further Education (FE) and Higher Education (HE) staff; FE and HE students, and older secondary school aged pupils. Detailed information on LFD test outcomes is not yet available.

Cafodd y ddogfen hon ei lawrlwytho o LLYW.CYMRU, efallai nad dyma'r fersiwn mwyaf diweddar.

Evch i <https://llyw.cymru/adroddiad-sefyllfaol-covid-19-6-mai-2021-html> i weld y fersiwn ddiweddaraf.

Gwybdaeth am [hawlfraint](#).

7 day rolling average of positive cases in Welsh universities 27 September to 30 April 2021



Please note: Due to accuracy & timeliness limitations with the capability of our surveillance systems, distinguishing exact case associations between children over 19, school staff and/or family members is currently not possible. We are looking to develop this with local health protection officers.

What does the situation look like going forward?

Based on the current rates observed with current restrictions:

- Cases - the probability of incidence greater than 100 per 100,000 remains low for all local authorities. The figure illustrates the probability (between 0 – 100%) of incidence being greater than 100 per 100,000. Source: Imperial College London

Cafodd y ddogfen hon ei lawrlwytho o LLYW.CYMRU, efallai nad dyma'r fersiwn mwyaf diweddar.

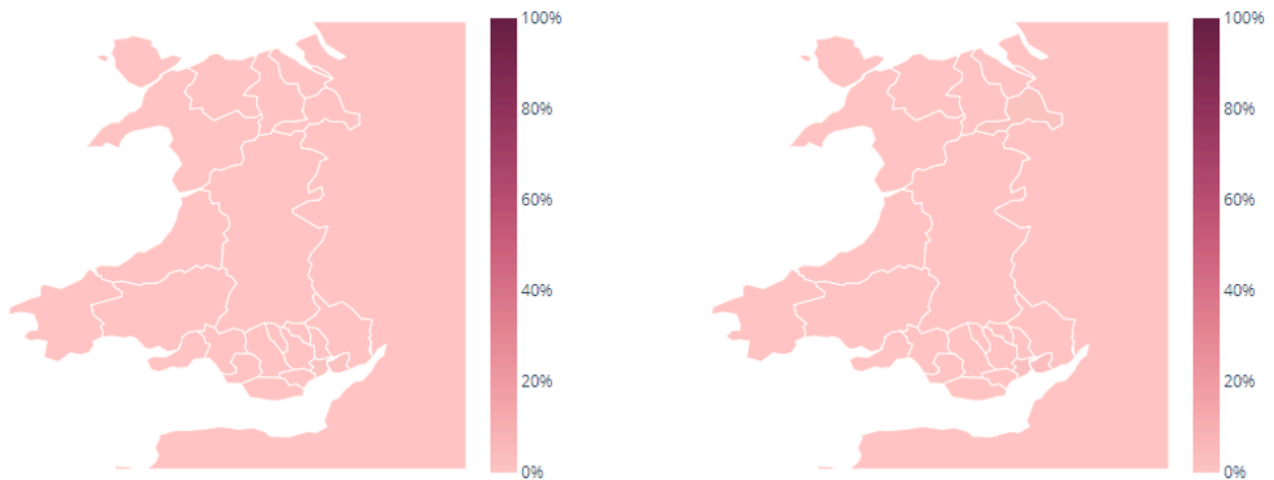
Ewch i <https://llyw.cymru/adroddiad-sefyllfaol-covid-19-6-mai-2021-html> i weld y fersiwn ddiweddaraf.

Gwybdaeth am [hawlfraint](#).

Probability of greater than 100 per 100,000 cases by local authority, Wales

Time period: 9 May – 15 May

Time period: 16 May – 22 May



- Deaths per day - continue to see small numbers over the next four weeks.
Source: Modelled medium term projections, SAGE, 4 May

Number of deaths per day, Wales

SPI-M's consensus view is that the number of deaths in Wales will remain very low over the next four weeks

- Hospitalisations per day - continue to decrease to 2 per day over the next

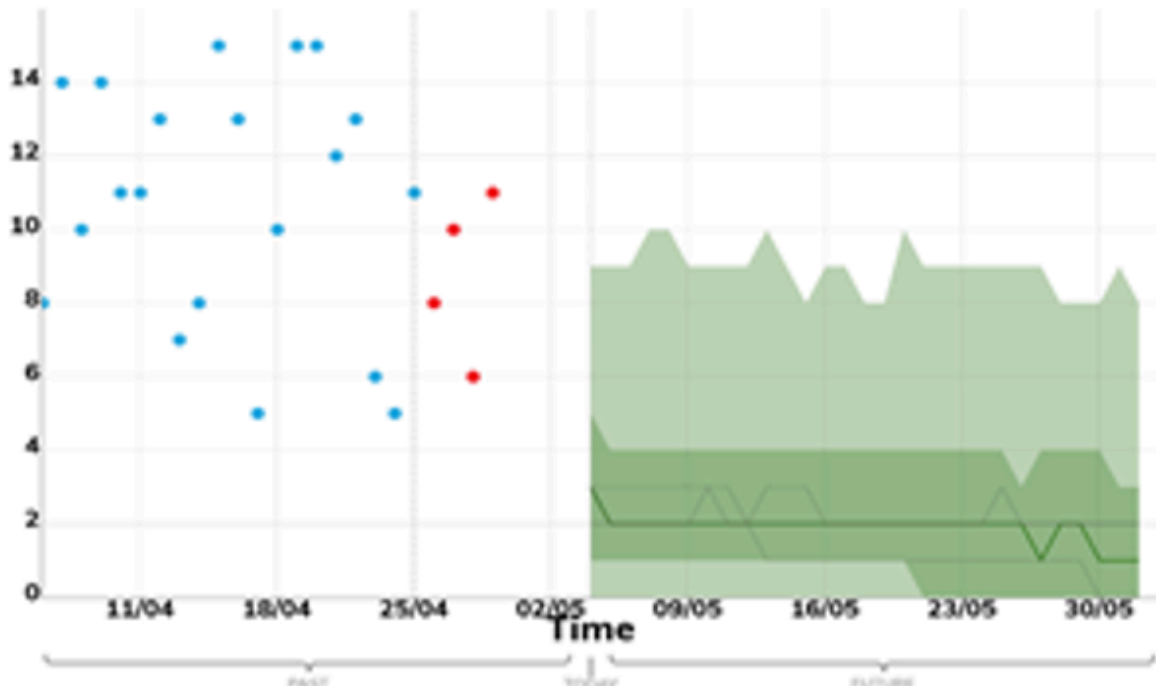
Cafodd y ddogfen hon ei lawrlwytho o LLYW.CYMRU, efallai nad dyma'r fersiwn mwyaf diweddar.

Ewch i <https://llyw.cymru/adroddiad-sefyllfaol-covid-19-6-mai-2021-html> i weld y fersiwn ddiweddaraf.

Gwybdaeth am [hawlfraint](#).

four weeks. Source: Modelled medium term projections, SAGE, 4 May

Hospitalisations per day, Wales



These projections are based on current trends and will not fully reflect the impact of policy or behavioural changes over the past two to three weeks. They are not forecasts or predictions.

Projecting forwards is difficult when numbers fall to very low levels, therefore SPI-M-O have decided to pause producing medium term projections where this is the case. The small numbers can also introduce apparent inconsistency as regions are aggregated.

Mobility data, adherence and UK comparison

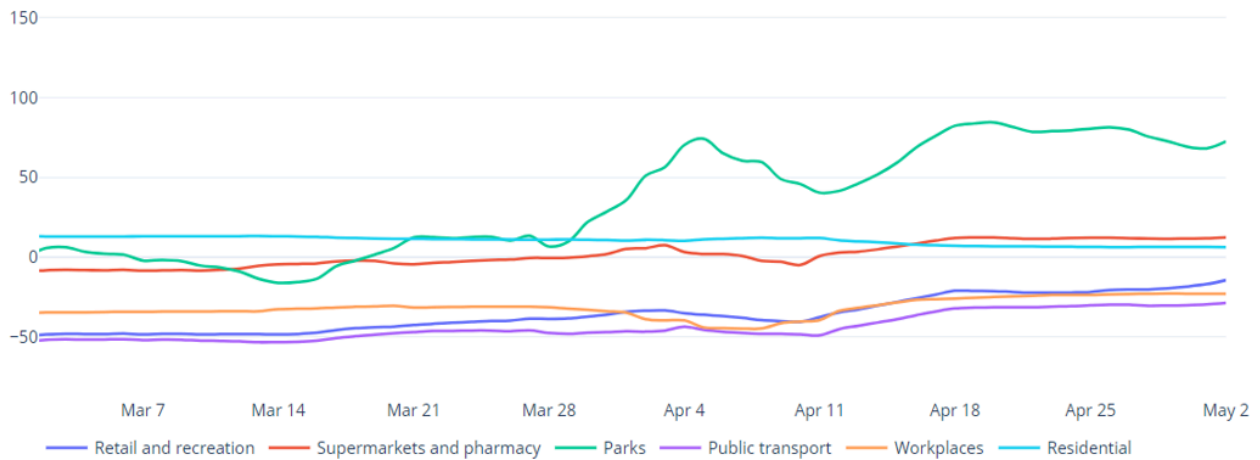
The most recent mobility data shows a slowed growth in mobility following the initial sharp increase seen after the easing of restrictions in several areas relating to travel and re-opening of non-essential retail on 12 April, with some categories showing little change.

Cafodd y ddogfen hon ei lawrlwytho o LLYW.CYMRU, efallai nad dyma'r fersiwn mwyaf diweddar.

Evch i <https://llyw.cymru/adroddiad-sefyllfaol-covid-19-6-mai-2021-html> i weld y fersiwn ddiweddaraf.

Gwybdaeth am [hawlfraint](#).

Mobility data by location of trip



Source: Google

Adherence

New IPSOS MORI data for the period 23 – 27 April for Wales shows reductions in some categories since the previous survey wave 4 weeks ago, most notably a large reduction in those making essential trips only. Social-distancing and wearing of face coverings remains steady. Note this is self-reported adherence and will be affected by individuals understanding of the rules and guidance.

Source: IPSOS MORI

UK comparison

The percentage of people testing positive appears to have decreased in Wales in the most recent two weeks, with the rate now similar to levels seen last summer.

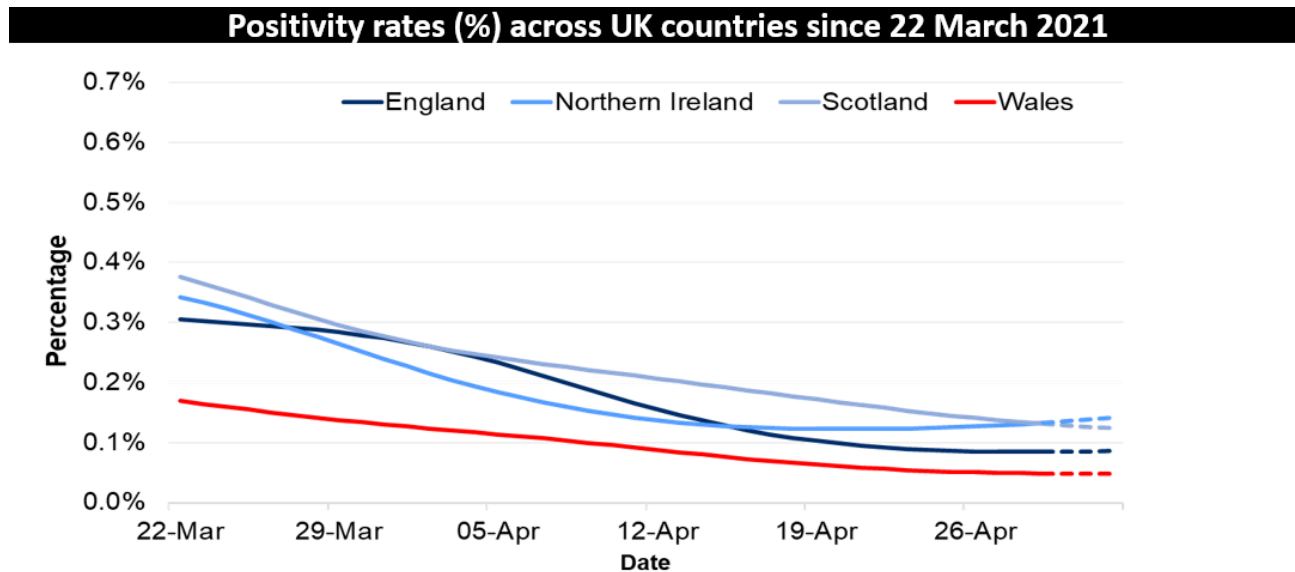
For the week of 26 April to 2 May, it is estimated that an average of 1,500 people in Wales had COVID-19 (95% credible interval: 400 to 3,400), equating to around 1 in 2,070 people. This compares to around 1 in 1,180 people in

Cafodd y ddogfen hon ei lawrlwytho o LLYW.CYMRU, efallai nad dyma'r fersiwn mwyaf diweddar.

Ewch i <https://llyw.cymru/adroddiad-sefyllfaol-covid-19-6-mai-2021-html> i weld y fersiwn ddiweddaraf.

Gwybdaeth am [hawlfraint](#).

England, around 1 in 760 people in Scotland, and around 1 in 750 people in Northern Ireland.



Source: Office for National Statistics COVID-19 Infection Survey

Key risks and sources

Key risks

Transmissions, incidence and prevalence

Overall transmission is generally decreasing and relatively low.

NHS Capacity

Overall COVID-19 hospital admissions continue to fall with numbers now comparable to those observed in September 2020.

Cafodd y ddogfen hon ei lawrlwytho o LLYW.CYMRU, efallai nad dyma'r fersiwn mwyaf diweddar.

Ewch i <https://llyw.cymru/adroddiad-sefyllfaol-covid-19-6-mai-2021-html> i weld y fersiwn ddiweddaraf.

Gwybdaeth am [hawlfraint](#).

Mortality

Remains at a generally low level.

Variants

VOC-20DEC-01 (the Kent variant) is the dominant variant in Wales.

Immunity and vaccines

2.68 million doses of COVID-19 vaccine were given in Wales. Of the 2.68 million doses given nationally, 1.88 million were first doses and 0.80 million were second doses.

Key sources for this update

[Technical Advisory Cell brief](#)

[COVID infection survey results](#)

[Public Health Wales](#)

[Hospital occupancy](#)

[Higher Education](#)

[School attendance](#)

Cafodd y ddogfen hon ei lawrlwytho o LLYW.CYMRU, efallai nad dyma'r fersiwn mwyaf diweddar.

Ewch i <https://llyw.cymru/adroddiad-sefyllfaol-covid-19-6-mai-2021-html> i weld y fersiwn ddiweddaraf.

Gwybdaeth am [hawlfraint](#).

Ynghylch y ddogfen hon

Mae'r ddogfen hon yn gopi o'r dudalen we [Adroddiad sefyllfaol COVID-19: 6 Mai 2021](#) a lawrlwythwyd.

Ewch i <https://llyw.cymru/adroddiad-sefyllfaol-covid-19-6-mai-2021-html> i weld y fersiwn ddiweddaraf.

Efallai na fydd y ddogfen hon yn hollol hygyrch; darllenwch ein [datganiad hygyrchedd](#) i gael rhagor o wybodaeth.

Gwybdaeth am [hawlfraint](#).

Cafodd y ddogfen hon ei lawrlwytho o LLYW.CYMRU, efallai nad dyma'r fersiwn mwyaf diweddar.

Ewch i <https://llyw.cymru/adroddiad-sefyllfaol-covid-19-6-mai-2021-html> i weld y fersiwn ddiweddaraf.
Gwybdaeth am [hawlfraint](#).