



Llywodraeth Cymru
Welsh Government

ADRODDIAD

Adroddiad sefyllfaol COVID-19: 13 Mai 2021

Diweddariad gan Gell Wybodaeth COVID-19 a'r Grŵp
Ymgynghorol Diogelu Iechyd.

Cyhoeddwyd gyntaf: 13 Mai 2021

Diweddarwyd ddiwethaf: 13 Mai 2021

Cafodd y ddogfen hon ei lawrlwytho o LLYW.CYMRU, efallai nad dyma'r fersiwn mwyaf diweddar.

Ewch i <https://www.llyw.cymru/adroddiad-sefyllfaol-covid-19-13-mai-2021-html> i weld y fersiwn ddiweddaraf.

Gwybdaeth am [hawlfraint](#).

Cynnwys

Adroddiad ar Sefyllfa COVID-19

What is the current status of the epidemic?

What is the situation with the NHS and social care?

What is the situation with education, children and young adults?

What does the situation look like going forward?

Mobility data, adherence and UK comparison

Key risks and sources

Cafodd y ddogfen hon ei lawrlwytho o LLYW.CYMRU, efallai nad dyma'r fersiwn mwyaf diweddar.

Ewch i <https://www.llyw.cymru/adroddiad-sefyllfaol-covid-19-13-mai-2021-html> i weld y fersiwn ddiweddaraf.

Gwybdaeth am [hawlfraint](#).

Adroddiad ar Sefyllfa COVID-19

Y pwyntiau allweddol i'w nodi

Mae Cymru ar Lefel Rhybudd 3.

Mae'r trosglwyddiadau COVID-19 cyfan yn gostwng yn gyffredinol ac yn gymharol isel. Mae'r amcangyfrif consensws ar gyfer y rhif atgynhyrchu yng Nghymru rhwng 0.7 a 1.0. Ffynhonnell: SPI-M/SAGE, 4 Mai 2021.

Yn gyffredinol, mae achosion COVID-19 yn gostwng ar draws y rhan fwyaf o Gymru. Mae gostyngiad bach wedi bod hefyd yng nghanran y bobl sy'n profi'n bositif am COVID-19. Ffynhonnell: PHW

Yn gyffredinol, mae nifer y derbyniadau i'r ysbyty oherwydd COVID-19 a marwolaethau sy'n gysylltiedig â COVID-19 yn parhau i fod yn gymharol isel. Erbyn hyn, gellir cymharu'r niferoedd â'r rhai a welwyd yng nghanol mis Medi 2020. Ffynhonnell: Data Gweithredol GIG Cymru

Cafodd VUI-21APR-02 (B.1.617.2) ei uwchgyfeirio yn amrywiolyn sy'n peri pryder ar 6 Mai 2021 (VOC-21APR-02). Aseswyd bod ganddo gyfradd twf uwch o'i gymharu â'r amrywiolyn amlycaf, B.1.1.7, ond mae'n bosibl nad newid mewn trosglwyddadwyedd biolegol oedd yr unig reswm am hyn. Nid oes digon o ddata ar hyn o bryd i asesu faint o bosibilrwydd sydd y gallai ddianc rhag ymateb imiwnyddol. Gwelwyd cryn gynnydd yn ddiweddar yn nifer yr achosion o'r amrywiolyn hwn sy'n peri pryder a nodwyd yn y DU, sy'n cynnwys achosion a fewnforiwyd yn ogystal ag achosion a gafwyd yn y wlad hon. Mae codau post y preswylfeydd a nodir amlaf i'w canfod yn ardaloedd Llundain a Gogledd-orllewin Lloegr.

O ran brechu, yn ystod yr wythnos a ddaeth i ben ar 9 Mai 2021, cafodd cyfanswm o 2.78 miliwn o ddosau o frechlyn COVID-19 eu rhoi yng Nghymru.

Cafodd y ddogfen hon ei lawrlwytho o LLYW.CYMRU, efallai nad dyma'r fersiwn mwyaf diweddar.

Evch i <https://www.llyw.cymru/adroddiad-sefyllfaol-covid-19-13-mai-2021-html> i weld y fersiwn ddiweddaraf.

Gwybdaeth am [hawlfraint](#).

O'r 2.78 miliwn o ddosau a roddwyd yn genedlaethol, dosau cyntaf oedd 1.93 miliwn ohonynt ac ail ddosau oedd 0.85 miliwn ohonynt. Os na cheir unrhyw ymddygiadau diogelu eraill, ni fydd y niferoedd presennol sydd wedi'u brechu yn diogelu ar lefel y boblogaeth gyfan. Ffynhonnell: PHW

Dangosyddion allweddol

Mae'r rhan fwyaf o ddangosyddion allweddol yn parhau i ostwng, yn dilyn cyfnod o drosglwyddiadau uchel ym mis Rhagfyr a mis Ionawr. Sylwer bod y saethau yn cynrychioli newid mewn cymhariaeth ar gyfer yr wythnos ddiwethaf.

| | Gwerth cyfredol (08/05/21) | Newid ers yr wythnos flaenorol (01/05/21 – 08/05/21 oni nodir fel arall) | Newid ers y ffigurau a adroddwyd ar gyfer yr adolygiad diwethaf o'r Lefelau Rhybudd (17/04/21 – 01/05/21) | | |
|---|-----------------------------------|---|--|--------------------------|--------------------------|
| | | Newid mewn canran | Newid mewn gwerth | Newid mewn canran | Newid mewn gwerth |
| Cyfradd yr achosion a gadarnhawyd (swm 7 diwrnod treigl fesul 100k) | 9 | -10% ↓ | (-1) | -40% ↓ | (-6) |
| Cyfradd achosion a gadarnhawyd yn y rheini dros 60 oed (swm 7 diwrnod treigl fesul 100k) | 7 | -11% ↓ | (-1) | -38% ↓ | (-5) |

Cafodd y ddogfen hon ei lawrlwytho o LLYW.CYMRU, efallai nad dyma'r fersiwn mwyaf diweddar.

Ewch i <https://www.llyw.cymru/adroddiad-sefyllfaol-covid-19-13-mai-2021-html> i weld y fersiwn ddiweddaraf.

Gwybdaeth am [hawlfraint](#).

| | Gwerth cyfredol (08/05/21) | Newid ers yr wythnos flaenorol (01/05/21 – 08/05/21 oni nodir fel arall) | Newid ers y ffigurau a adroddwyd ar gyfer yr adolygiad diwethaf o'r Lefelau Rhybudd (17/04/21 – 01/05/21) |
|---|-----------------------------------|---|--|
| Positifedd profion (Cyfartaledd treigl 7 diwrnod) | 0.90% | -13% ↓ | (-0.1 percentage points) -44% ↓ (-0.7 percentage points) |
| Y boblogaeth yr amcangyfrifir bod ganddi COVID-19 (cyffredinrwydd)¹ | 0.02% | -60% - | (-0.03 percentage points) -82% ↓ (-0.09 percentage points) |
| Rhif atgynhyrchu (R_t)² | 0.7 to 1.0 | -4% ↓ | (-0.04) -5% ↓ (-0.05) |
| Capasiti'r GIG – Derbyniadau³ | 6 | 17% - | (+1) -9% - (-1) |
| Marwolaethau ONS (swm 7 diwrnod)⁴ | 2 | -80% ↓ | (-8) -85% ↓ (-11) |
| Marwolaethau PHW (swm 7 diwrnod) | 6 | 100% - | (+3) -25% - (-2) |

1. Mae data diweddaraf yr Arolwg Heintiadau COVID-19 ar gyfer y cyfnod o 2 Mai i 8 Mai 2021.
2. Mae'r gwerth Rt diweddaraf fel yr oedd ar 4 Mai 2021. Seiliwyd y newidiadau a ddangosir yn y tabl ar yr amcangyfrif canolog o Rt.
3. Y cyfartaledd treigl saith diwrnod hyd at y dyddiad presennol o gleifion y cadarnhawyd bod ganddynt COVID-19 – nid yw'n cynnwys cleifion yr

Cafodd y ddogfen hon ei lawrlwytho o LLYW.CYMRU, efallai nad dyma'r fersiwn mwyaf diweddar.

Evch i <https://www.llyw.cymru/adroddiad-sefyllfaol-covid-19-13-mai-2021-html> i weld y fersiwn ddiweddaraf.

Gwybdaeth am [hawlfraint](#).

amheuwyd bod ganddynt COVID-19 neu sy'n gwella.

4. Mae data marwolaethau diweddaraf ONS hyd at 30 Ebrill 2021(yn hytrach na 8 Mai 2021) ar gyfer y gwerth cyfredol. Defnyddir data hyd at 23 Ebrill 2021 ar gyfer y newid ers yr wythnos flaenorol a data hyd at 9 Ebrill 2021 ar gyfer y newid ers yr adolygiad diwethaf o'r Lefelau Rhybudd.

What is the current status of the epidemic?

Cases per 100,000 population (7 day period ending 07 May 2021)

| Local Authority | Number | % of All Wales Total | Case Incidence per 100,000 | Incidence threshold reached | Change from previous week |
|-----------------|--------|----------------------|----------------------------|-----------------------------|---------------------------|
| Newport | 44 | 15.60% | 28.4 | 25 to < 50 | -2% ↓ |
| Cardiff | 55 | 19.50% | 15 | Under 15 | 10% ↑ |
| Wrexham | 18 | 6.40% | 13.2 | Under 15 | -25% ↓ |
| Pembrokeshire | 16 | 5.70% | 12.7 | Under 15 | 23% ↑ |
| Powys | 15 | 5.30% | 11.3 | Under 15 | 275% ↑ |
| Carmarthenshire | 21 | 7.40% | 11.1 | Under 15 | 91% ↑ |
| Ceredigion | 6 | 2.10% | 8.3 | Under 15 | 200% ↑ |

Cafodd y ddogfen hon ei lawrlwytho o LLYW.CYMRU, efallai nad dyma'r fersiwn mwyaf diweddar.

Ewch i <https://www.llyw.cymru/adroddiad-sefyllfaol-covid-19-13-mai-2021-html> i weld y fersiwn ddiweddaraf.

Gwybdaeth am [hawlfraint](#).

| Local Authority | Number | % of All Wales Total | Case Incidence per 100,000 | Incidence threshold reached | Change from previous week |
|-------------------|--------|----------------------|----------------------------|-----------------------------|---------------------------|
| Gwynedd | 9 | 3.20% | 7.2 | Under 15 | -36% ↓ |
| Rhondda Cynon Taf | 16 | 5.70% | 6.6 | Under 15 | -20% ↓ |
| Merthyr Tydfil | 4 | 1.40% | 6.6 | Under 15 | -33% ↓ |
| Caerphilly | 12 | 4.30% | 6.6 | Under 15 | -50% ↓ |
| Monmouthshire | 6 | 2.10% | 6.3 | Under 15 | 20% ↑ |
| Neath Port Talbot | 9 | 3.20% | 6.3 | Under 15 | -31% ↓ |
| Flintshire | 9 | 3.20% | 5.8 | Under 15 | -25% ↓ |
| Torfaen | 5 | 1.80% | 5.3 | Under 15 | -50% ↓ |
| Swansea | 13 | 4.60% | 5.3 | Under 15 | -59% ↓ |
| Denbighshire | 5 | 1.80% | 5.2 | Under 15 | 400% ↑ |
| Isle of Anglesey | 3 | 1.10% | 4.3 | Under 15 | 0% → |
| Conwy | 5 | 1.80% | 4.3 | Under 15 | -17% ↓ |

Cafodd y ddogfen hon ei lawrlwytho o LLYW.CYMRU, efallai nad dyma'r fersiwn mwyaf diweddar.

Evch i <https://www.llyw.cymru/adroddiad-sefyllfaol-covid-19-13-mai-2021-html> i weld y fersiwn ddiweddaraf.

Gwybdaeth am [hawlfraint](#).

| Local Authority | Number | % of All Wales Total | Case Incidence per 100,000 | Incidence threshold reached | Change from previous week |
|-------------------|------------|----------------------|----------------------------|-----------------------------|---------------------------|
| Vale of Glamorgan | 5 | 1.80% | 3.7 | Under 15 | -38% ↓ |
| Bridgend | 4 | 1.40% | 2.7 | Under 15 | -56% ↓ |
| Blaenau Gwent | 1 | 0.40% | 1.4 | Under 15 | -50% ↓ |
| Unknown | 1 | 0.40% | - | | -67% ↓ |
| Total | 282 | 100.00% | 8.9 | Under 15 | -11% ↓ |

At a Wales level, on 7 May, the 7-day rolling incidence of COVID-19 cases and the percentage of people testing positive for COVID-19 have decreased slightly since last week.

The SAGE/ SPI-M consensus estimate of Reproduction number (Rt) is 0.7 - 1.0 (as at 4 May 2021). When we look at reproduction numbers using PHW positive test data only - a more timely estimate but limited by variation in testing – we see a reproduction number estimate of 0.91 for Wales. At local health board level, there is considerable variation in the reproduction number (cases only) estimate. The central estimate of the reproduction number (cases only) is above 1 for the Cardiff & Vale, Hywel Dda and Powys Health Boards.

7-day cumulative case incidence is decreasing across most of Wales. At a Wales level, cases per 100,000 is currently at 8.9 per 100,000 population. This is a slight decrease compared to the previous report (9.9 per 100,000 population).

Cafodd y ddogfen hon ei lawrlwytho o LLYW.CYMRU, efallai nad dyma'r fersiwn mwyaf diweddar.

Ewch i <https://www.llyw.cymru/adroddiad-sefyllfaol-covid-19-13-mai-2021-html> i weld y fersiwn ddiweddaraf.

Gwybdaeth am [hawlfraint](#).

Incidence varies by local authority and age. Newport is the only local authority with a case incidence rate above the threshold of 25 cases per 100,000. However, the case incidence for Newport has decreased over the past week.

The table below also provides estimates of doubling and halving times based on COVID-19 positive test data. In this table, halving times are positive, whilst doubling times are negative. The 95% confidence intervals are showing in brackets after the central estimate. An asterisk (*) means that there are small numbers and estimates should be treated with caution. Local health board level estimates of Rt and halving times will be unstable when incidence is low.

Reproduction number (based on positive tests only) PHW data by Local Health Board as at 12 May 2021

| Local Health Board | Rt (cases) | Halving time (days) |
|--------------------|-------------------|---------------------------|
| All Wales | 0.91 (0.8 to 1.0) | 3106 (15 to -16) DOUBLING |
| Swansea Bay UHB | 0.5 (0.4 to 0.7) | 7.6 (4 to -39) |
| CTM UHB | 0.75 (0.5 to 1.0) | 316 (7 to -8) DOUBLING |
| Aneurin Bevan UHB | 0.9 (0.7 to 1.0) | 86 (10 to -14) |
| Cardiff & Vale UHB | 1.1 (0.9 to 1.4) | 24 (6 to -11) DOUBLING |
| Hywel Dda UHB* | 1.4 (1.1 to 1.8) | 15 (7 to -49) DOUBLING |
| Powys THB* | 1.1 (0.7 to 1.5) | 7 (4 to 76) DOUBLING |

Cafodd y ddogfen hon ei lawrlwytho o LLYW.CYMRU, efallai nad dyma'r fersiwn mwyaf diweddar.

Ewch i <https://www.llyw.cymru/adroddiad-sefyllfaol-covid-19-13-mai-2021-html> i weld y fersiwn ddiweddaraf.

Gwybdaeth am [hawlfraint](#).

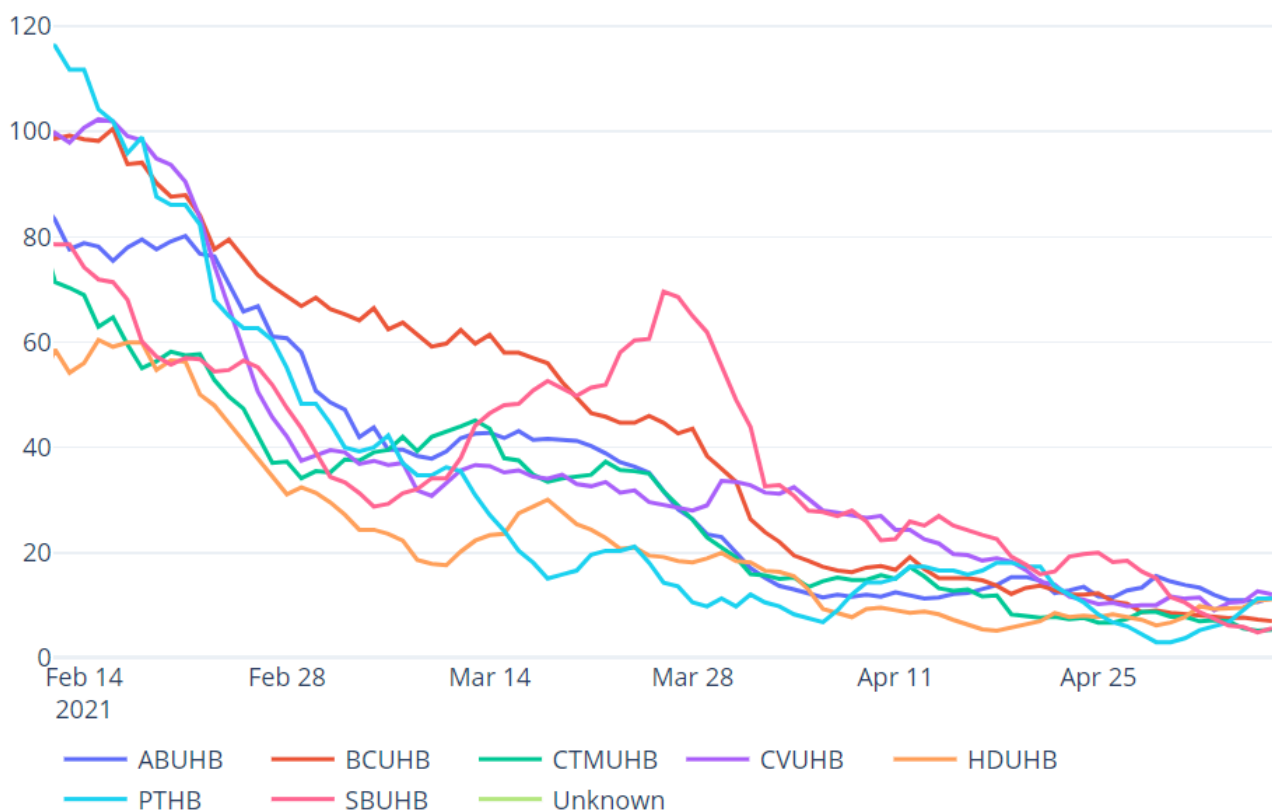
Local Health Board**Rt (cases)****Halving time (days)**

Betsi Cadwaladr UHB

0.8 (0.7 to 1.0)

48 (11 to -21)

Cases per 100k (PHW Data) (7 day rolling sum)

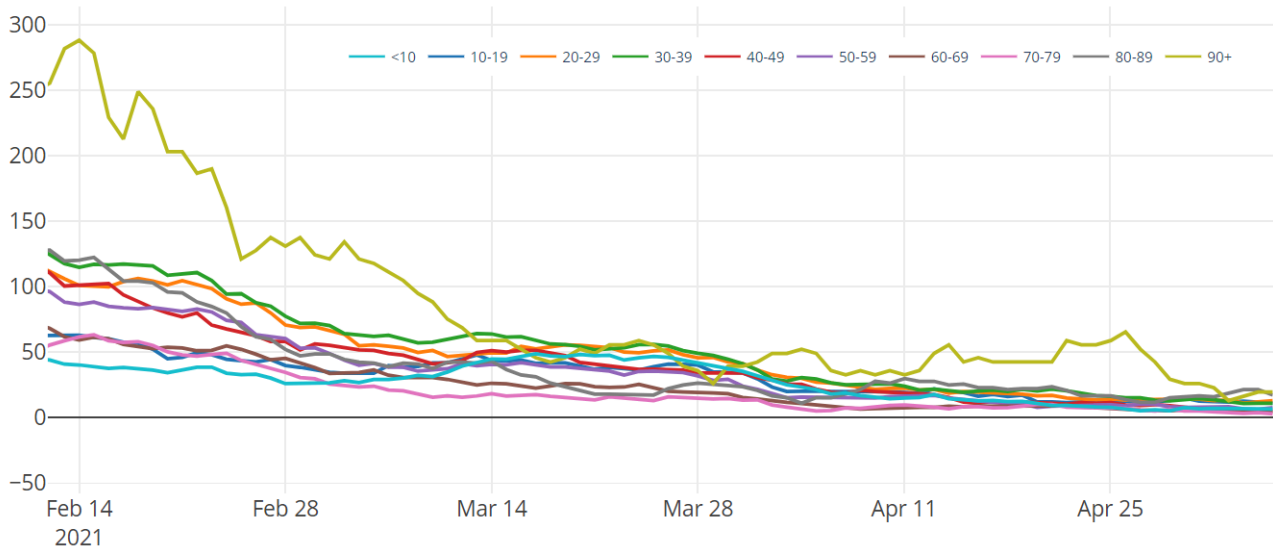


Cafodd y ddogfen hon ei lawrlwytho o LLYW.CYMRU, efallai nad dyma'r fersiwn mwyaf diweddar.

Evch i <https://www.llyw.cymru/adroddiad-sefyllfaol-covid-19-13-mai-2021-html> i weld y fersiwn ddiweddaraf.

Gwybdaeth am [hawlfraint](#).

Cases per 100k by age (PHW Data) (7 day rolling sum)



Data as at 12:00PM 12 May 2021 unless otherwise specified

What is the situation with the NHS and social care?

COVID-19 pressure on the NHS continues to improve and is back to the levels seen in mid-September last year. As at 12 May 2021 there were 168 COVID-19 related patients (Suspected, Confirmed and Recovering) occupying a hospital bed. Confirmed cases constitute 22 of the total, the lowest number since 13 September 2020 when there were 16.

COVID-19 patients in critical care beds is currently at three, this is 161 lower than the maximum COVID-19 position of approximately 164. Confirmed cases constitute two of the total, the lowest number since 11 May 2021 when there were also two. The total number of patients in critical care for COVID-19 and

Cafodd y ddogfen hon ei lawrlwytho o LLYW.CYMRU, efallai nad dyma'r fersiwn mwyaf diweddar.

Evch i <https://www.llyw.cymru/adroddiad-sefyllfaol-covid-19-13-mai-2021-html> i weld y fersiwn ddiweddaraf.

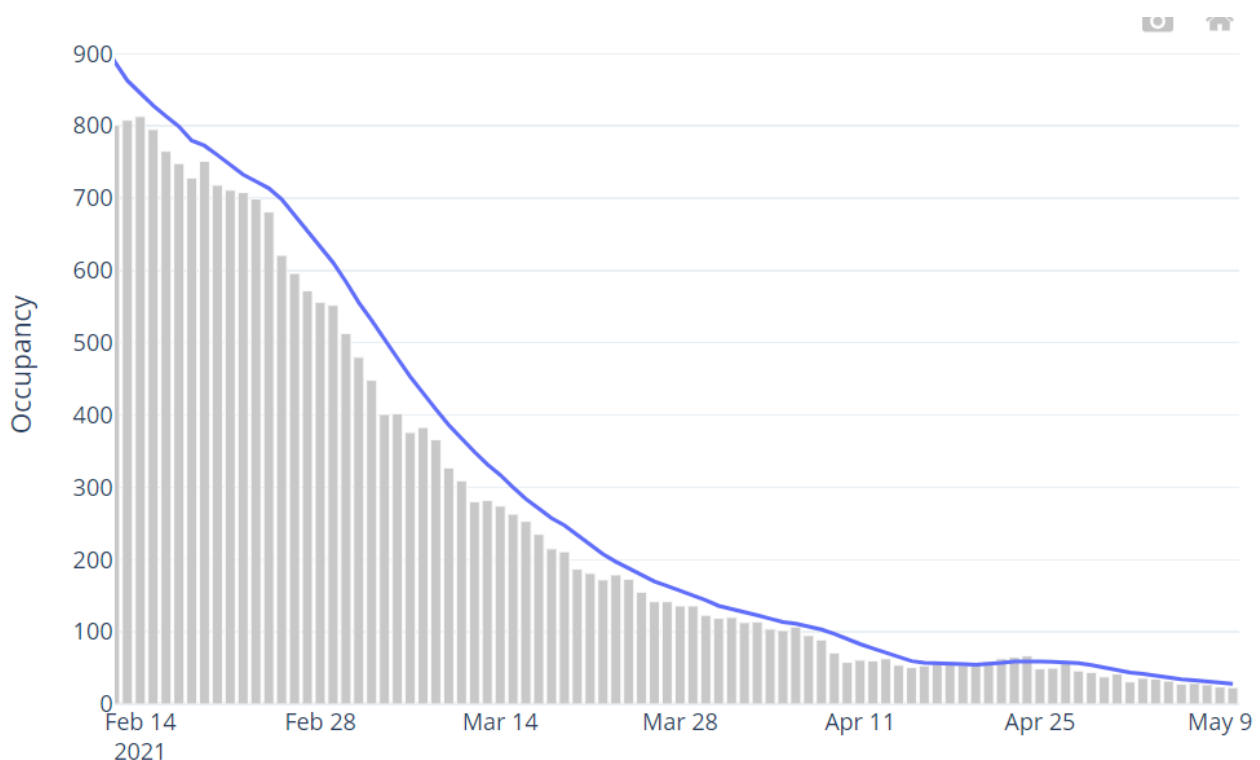
Gwybdaeth am [hawlfraint](#).

non-COVID-19 stands at 175, 23 more than the historic maximum critical care capacity of approximately 152.

The graph highlights care homes data, which is reported to Incident Management Teams on a weekly basis. Those noted as red status have reported an outbreak or incident in the last five days.

Up to 6 May 2021, 5 (0.5%) adult care homes in Wales notified CIW of one or more confirmed cases of COVID-19, in staff or residents, in the past 7 days. This has remained unchanged from the 7 days up to the 29 April 2021. The number of notifications is now at the lowest since the beginning of the reporting period on 16 December 2020.

Confirmed hospital occupancy (7 day rolling average)

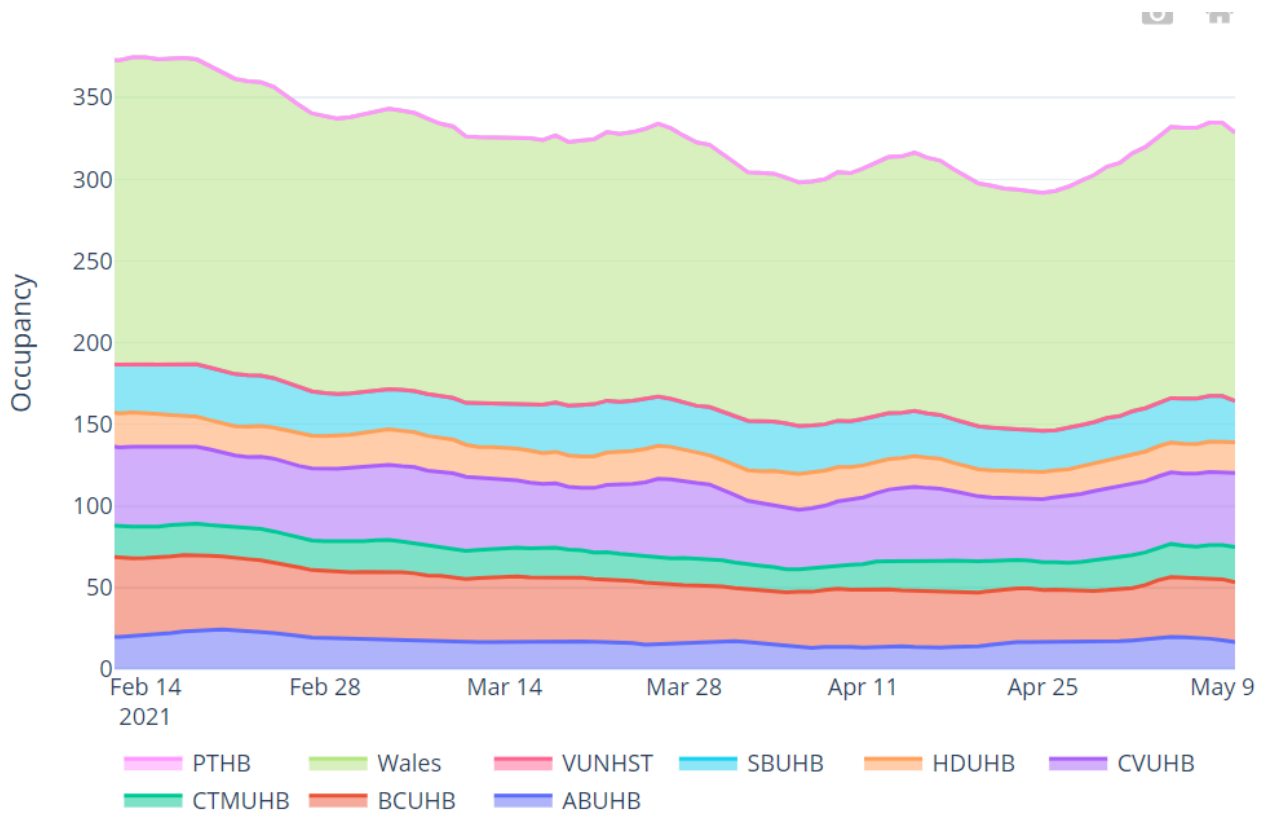


Cafodd y ddogfen hon ei lawrlwytho o LLYW.CYMRU, efallai nad dyma'r fersiwn mwyaf diweddar.

Ewch i <https://www.llyw.cymru/adroddiad-sefyllfaol-covid-19-13-mai-2021-html> i weld y fersiwn ddiweddaraf.

Gwybdaeth am [hawlfraint](#).

Overall invasive ventilated bed occupancy (7 day rolling average)

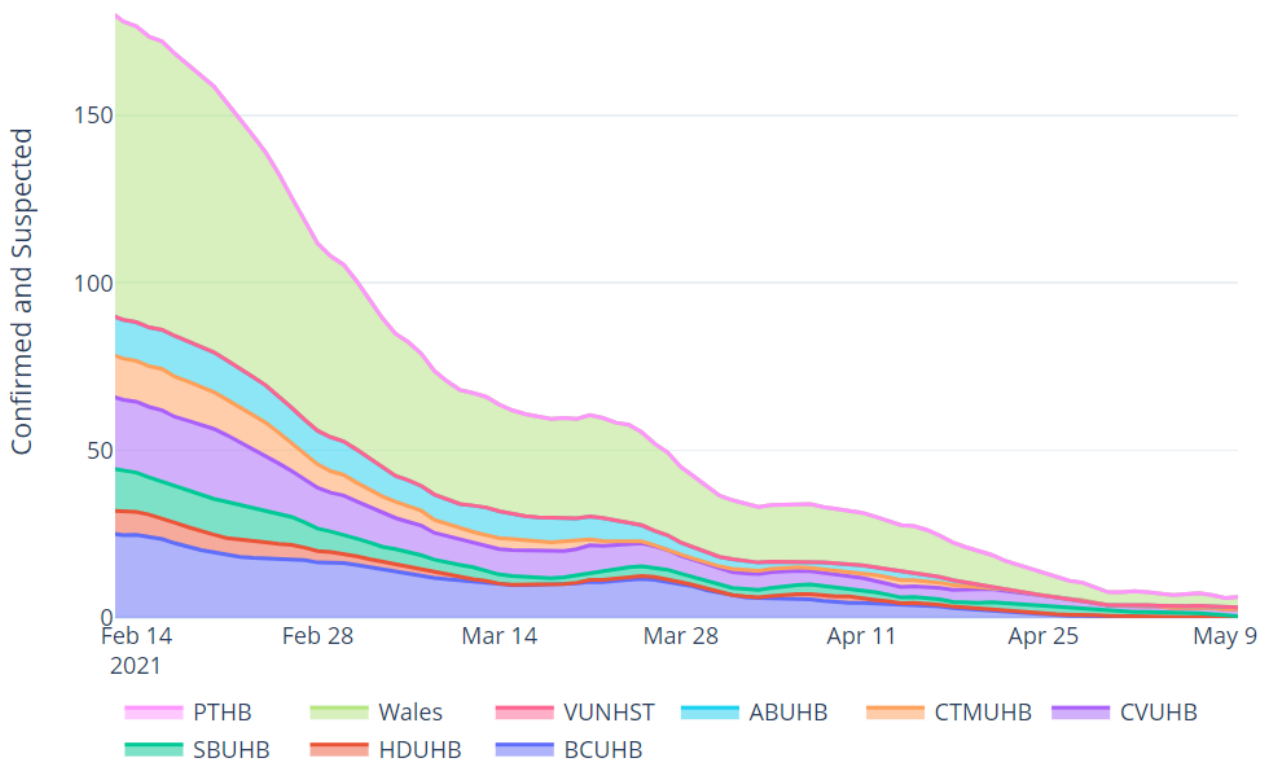


Cafodd y ddogfen hon ei lawrlwytho o LLYW.CYMRU, efallai nad dyma'r fersiwn mwyaf diweddar.

Ewch i <https://www.llyw.cymru/adroddiad-sefyllfaol-covid-19-13-mai-2021-html> i weld y fersiwn ddiweddaraf.

Gwybdaeth am [hawlfraint](#).

Invasive ventilated bed occupancy for suspected and confirmed COVID-19 positive patients (7 day rolling average)

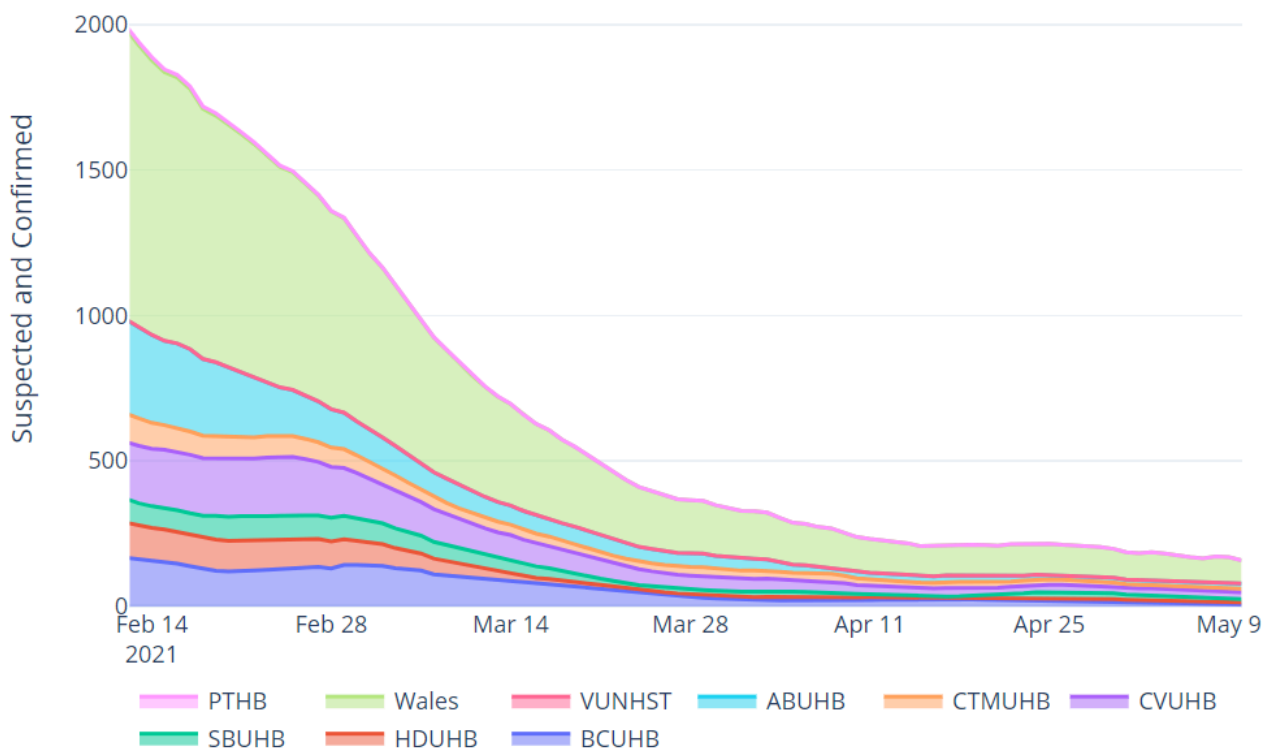


Cafodd y ddogfen hon ei lawrlwytho o LLYW.CYMRU, efallai nad dyma'r fersiwn mwyaf diweddar.

Ewch i <https://www.llyw.cymru/adroddiad-sefyllfaol-covid-19-13-mai-2021-html> i weld y fersiwn ddiweddaraf.

Gwybdaeth am [hawlfraint](#).

Hospital bed occupancy for suspected and confirmed COVID-19 positive patients (7 day rolling average)

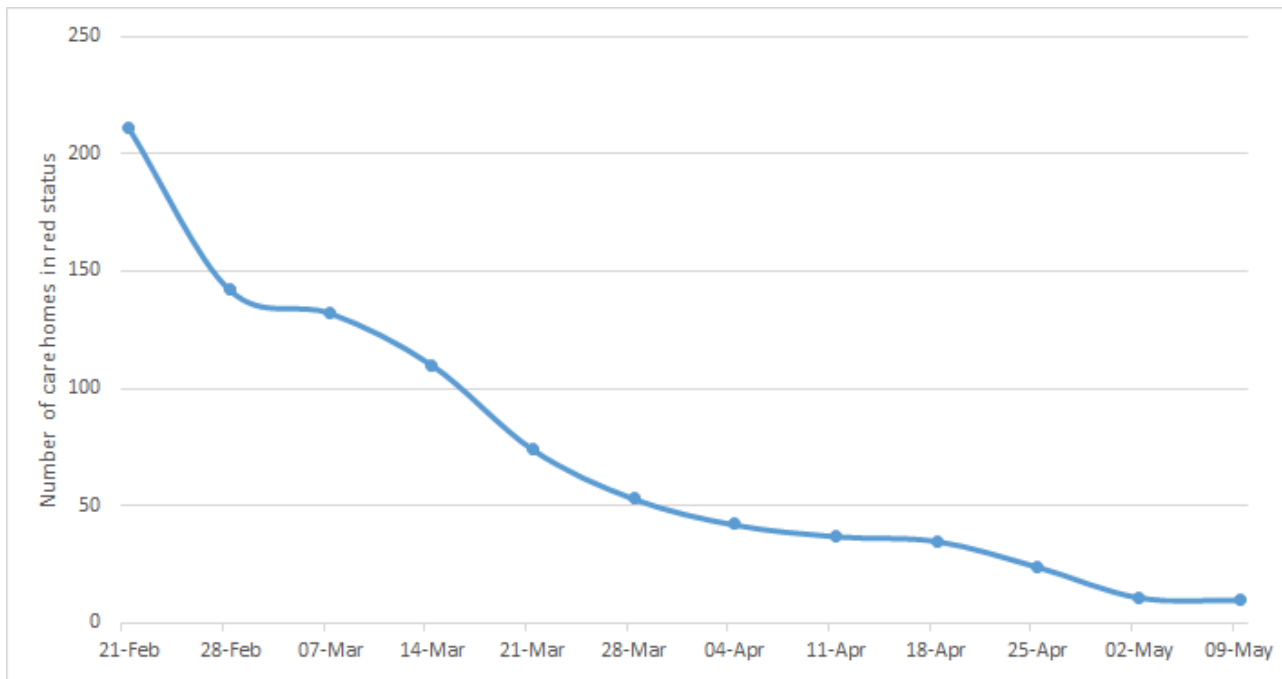


Cafodd y ddogfen hon ei lawrlwytho o LLYW.CYMRU, efallai nad dyma'r fersiwn mwyaf diweddar.

Ewch i <https://www.llyw.cymru/adroddiad-sefyllfaol-covid-19-13-mai-2021-html> i weld y fersiwn ddiweddaraf.

Gwybdaeth am [hawlfraint](#).

Number of adult care homes reported an ongoing outbreak/incident (last 7 days)



What is the situation with education, children and young adults?

Childcare settings

The latest National SBAR covering the week of 03 May to 09 May reported no new or ongoing clusters in childcare settings.

Cafodd y ddogfen hon ei lawrlwytho o LLYW.CYMRU, efallai nad dyma'r fersiwn mwyaf diweddar.

Ewch i <https://www.llyw.cymru/adroddiad-sefyllfaol-covid-19-13-mai-2021-html> i weld y fersiwn ddiweddaraf.

Gwybdaeth am [hawlfraint](#).

Schools

At the time of writing for the National SBAR to 09 May, 2 new clusters and 17 ongoing clusters were reported to be associated with schools. There were 4 incidents attributed to a school setting and 14 attributed to household, social or extra-curricular activities (figures do not include data from Conwy or Ceredigion). At least one IMT has reported non-compliance with self-isolation rules in pupils identified as contacts, including playing with those in and outside their bubble, going on holiday, having sleepovers and having visits from non-household contacts. As a result individuals have later become positive cases. Local messaging strategies are being considered. Confirmed case incidence remained stable in those aged under 20 years old in the most recent week ending 09 May. Source: National SBAR.

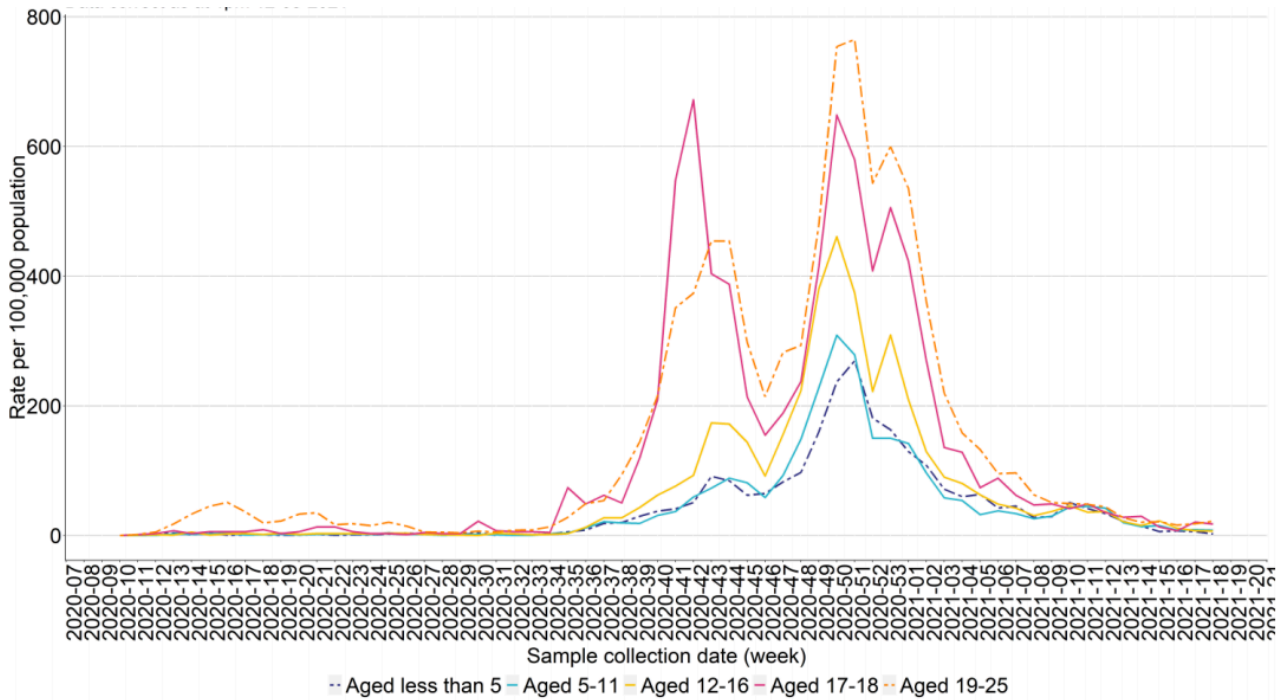
IMTs continue to report that infection observed in pupils and staff are commonly the result of community and social interactions outside the school setting, with the acknowledgement that the incidence associated with schools reflects wider community transmission.

Cafodd y ddogfen hon ei lawrlwytho o LLYW.CYMRU, efallai nad dyma'r fersiwn mwyaf diweddar.

Ewch i <https://www.llyw.cymru/adroddiad-sefyllfaol-covid-19-13-mai-2021-html> i weld y fersiwn ddiweddaraf.

Gwybdaeth am [hawlfraint](#).

Weekly COVID-19 incidence per 100,000 population for school age children and young adults in Wales (data as at 12/05/21)

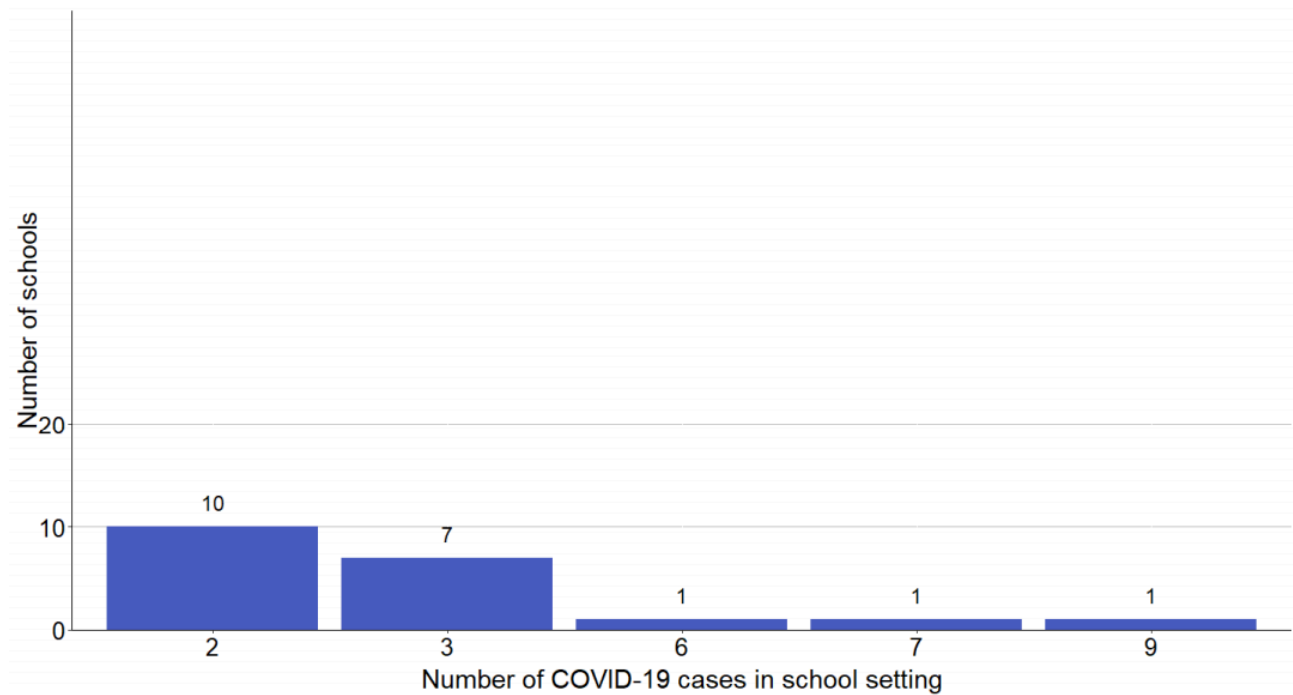


Cafodd y ddogfen hon ei lawrlwytho o LLYW.CYMRU, efallai nad dyma'r fersiwn mwyaf diweddar.

Ewch i <https://www.llyw.cymru/adroddiad-sefyllfaol-covid-19-13-mai-2021-html> i weld y fersiwn ddiweddaraf.

Gwybdaeth am [hawlfraint](#).

Schools with more than one COVID-19 case identified within the last 21 days, excluding 63 schools with 1 COVID-19 case

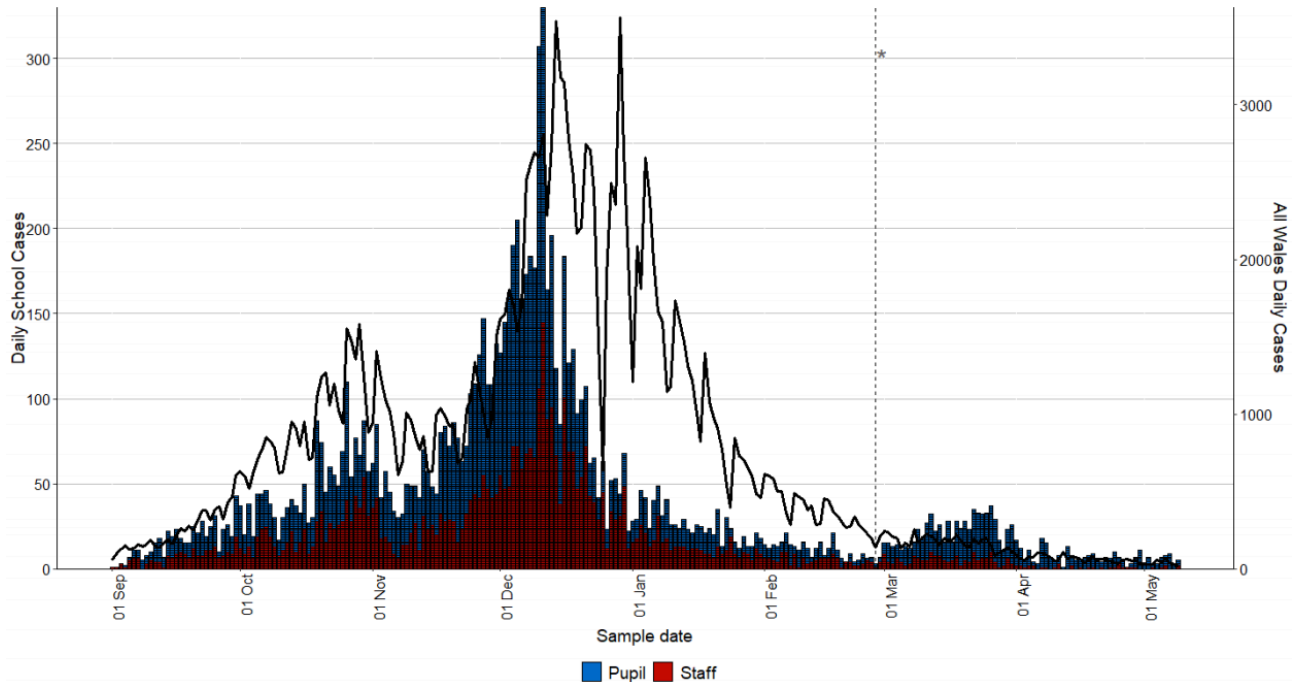


Cafodd y ddogfen hon ei lawrlwytho o LLYW.CYMRU, efallai nad dyma'r fersiwn mwyaf diweddar.

Ewch i <https://www.llyw.cymru/adroddiad-sefyllfaol-covid-19-13-mai-2021-html> i weld y fersiwn ddiweddaraf.

Gwybdaeth am [hawlfraint](#).

Epidemiological curve of cases in all staff and pupils linked to a school between 01 September 2020 to 10 May for all Wales maintained schools



School Attendance

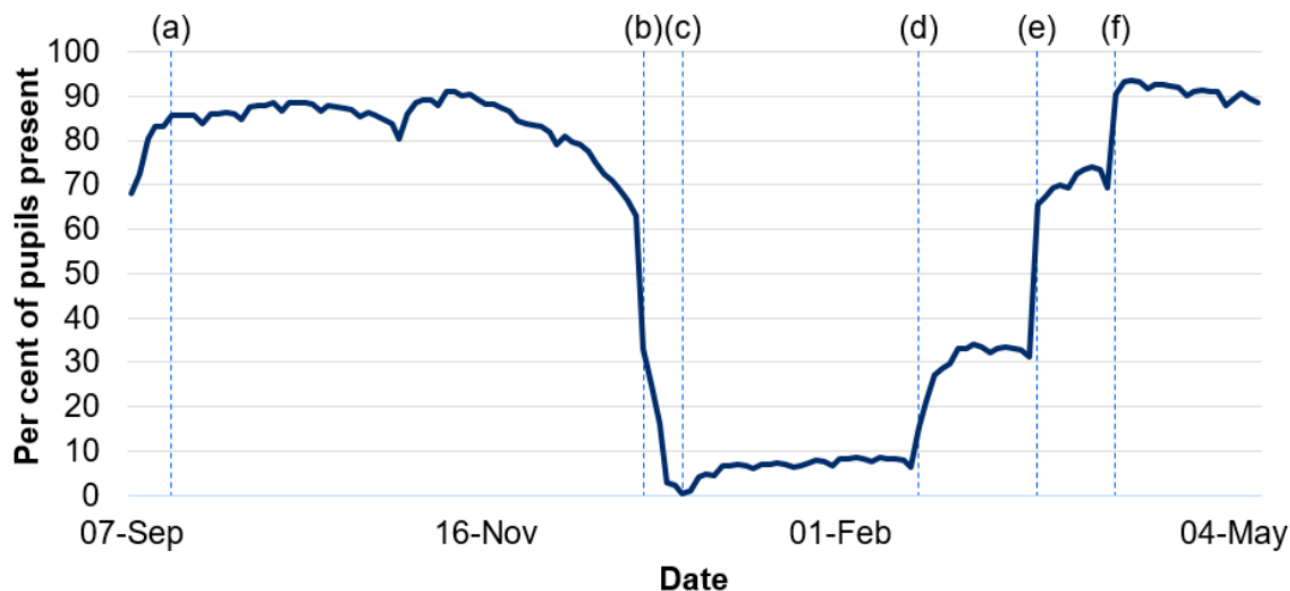
An average of 90% of all pupils were present in school over the week of 04 May to 07 May. This information is provisional and will be revised on 19 May.

Cafodd y ddogfen hon ei lawrlwytho o LLYW.CYMRU, efallai nad dyma'r fersiwn mwyaf diweddar.

Ewch i <https://www.llyw.cymru/adroddiad-sefyllfaol-covid-19-13-mai-2021-html> i weld y fersiwn ddiweddaraf.

Gwybdaeth am [hawlfraint](#).

Pupils present by day in Wales, from 7 September 2020



HEIs in Wales have, since January, prioritised a return to in person blended learning for those students with practical and qualification requirement where in person learning is necessary. University facilities, such as libraries, laboratories and study spaces, have been open for those who need access.

From 12 April HEIs have fully opened for blended learning with all students invited to access online and in person learning. HEIs report cases notified to them by students and staff. From 1 February 2021 most HEIs have changed the way in which they report data, with positive cases referring only to students or staff attending campus or returning to the local area for study (with the exception of University of Wales Trinity St David's who are unable to split cases on this basis). Over the past week, the 7-day rolling average has been less than 3 positive COVID-19 cases for all HEI's. Source: Stats Wales

There is currently Voluntary LFD testing of childcare staff, school staff, Further Education (FE) and Higher Education (HE) staff; FE and HE students, and older

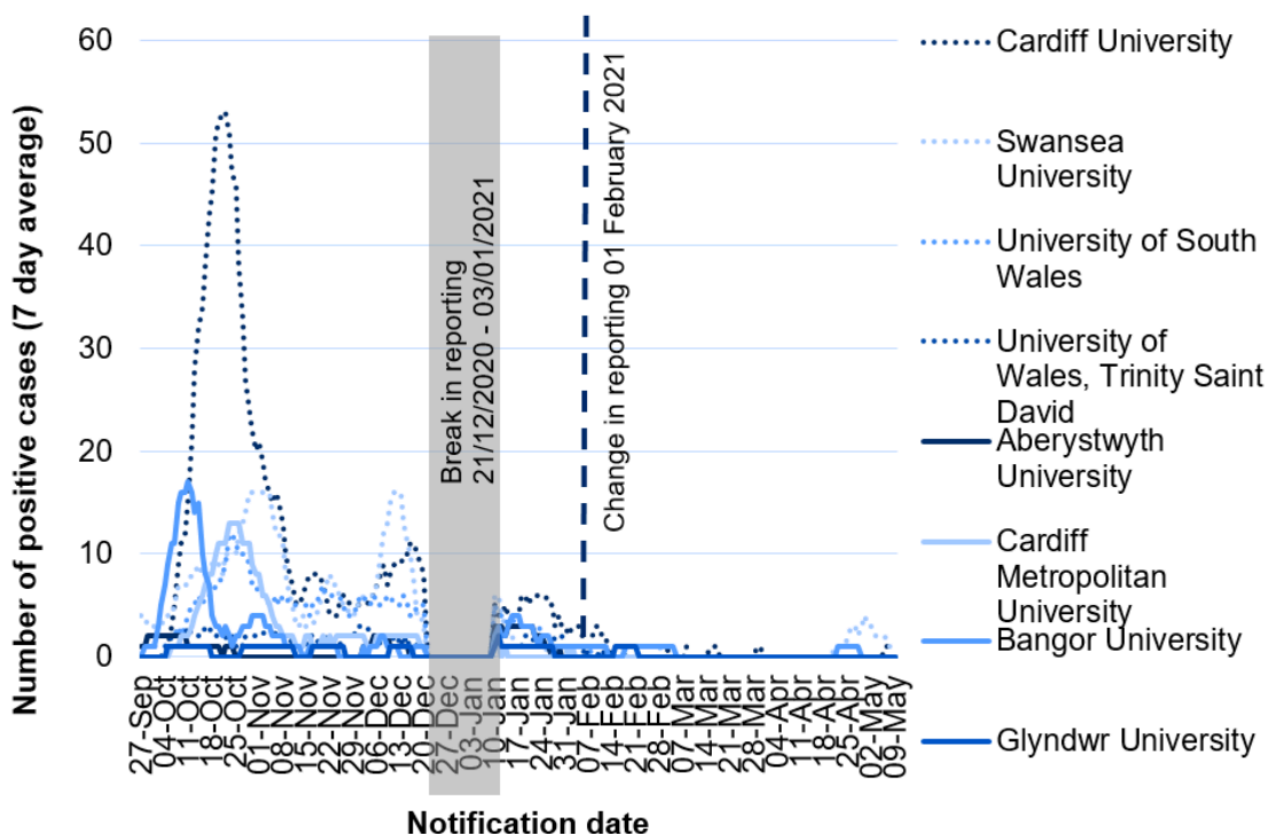
Cafodd y ddogfen hon ei lawrlwytho o LLYW.CYMRU, efallai nad dyma'r fersiwn mwyaf diweddar.

Evch i <https://www.llyw.cymru/adroddiad-sefyllfaol-covid-19-13-mai-2021-html> i weld y fersiwn ddiweddaraf.

Gwybdaeth am [hawlfraint](#).

secondary school aged pupils. Detailed information on LFD test outcomes is not yet available.

7 day rolling average of positive cases in Welsh universities 27 September to 9 May 2021



Please note: Due to accuracy and timeliness limitations with the capability of our surveillance systems, distinguishing exact case associations between children over 19, school staff and/or family members is currently not possible. We are looking to develop this with local health protection officers.

Cafodd y ddogfen hon ei lawrlwytho o LLYW.CYMRU, efallai nad dyma'r fersiwn mwyaf diweddar.

Ewch i <https://www.llyw.cymru/adroddiad-sefyllfaol-covid-19-13-mai-2021-html> i weld y fersiwn ddiweddaraf.

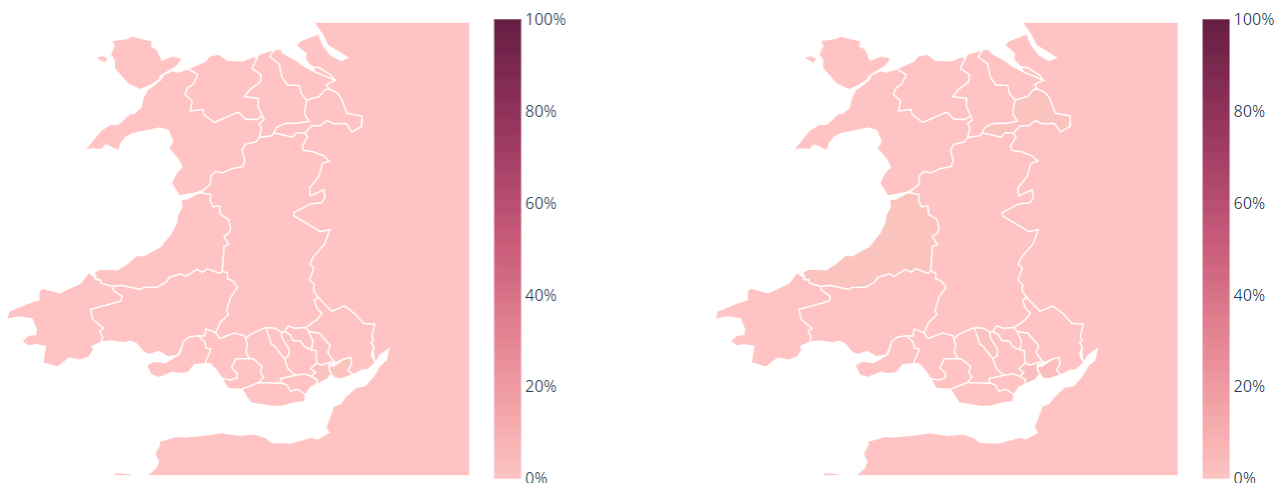
Gwybdaeth am [hawlfraint](#).

What does the situation look like going forward?

Based on the current rates observed with current restrictions:

- Cases – the probability of incidence greater than 100 per 100,000 remains low for all local authorities. The figure illustrates the probability (between 0 to 100%) of incidence being greater than 100 per 100,000. Source: Imperial College London

Probability of greater than 100 per 100,000 cases by local authority, Wales



- Deaths per day - continue to see small numbers over the next four weeks. Source: Modelled medium term projections, SAGE, 11 May

Cafodd y ddogfen hon ei lawrlwytho o LLYW.CYMRU, efallai nad dyma'r fersiwn mwyaf diweddar.

Ewch i <https://www.llyw.cymru/adroddiad-sefyllfaol-covid-19-13-mai-2021-html> i weld y fersiwn ddiweddaraf.

Gwybdaeth am [hawlfraint](#).

Number of deaths per day, Wales

SPI-M's consensus view is that the number of deaths in Wales will remain very low over the next four weeks

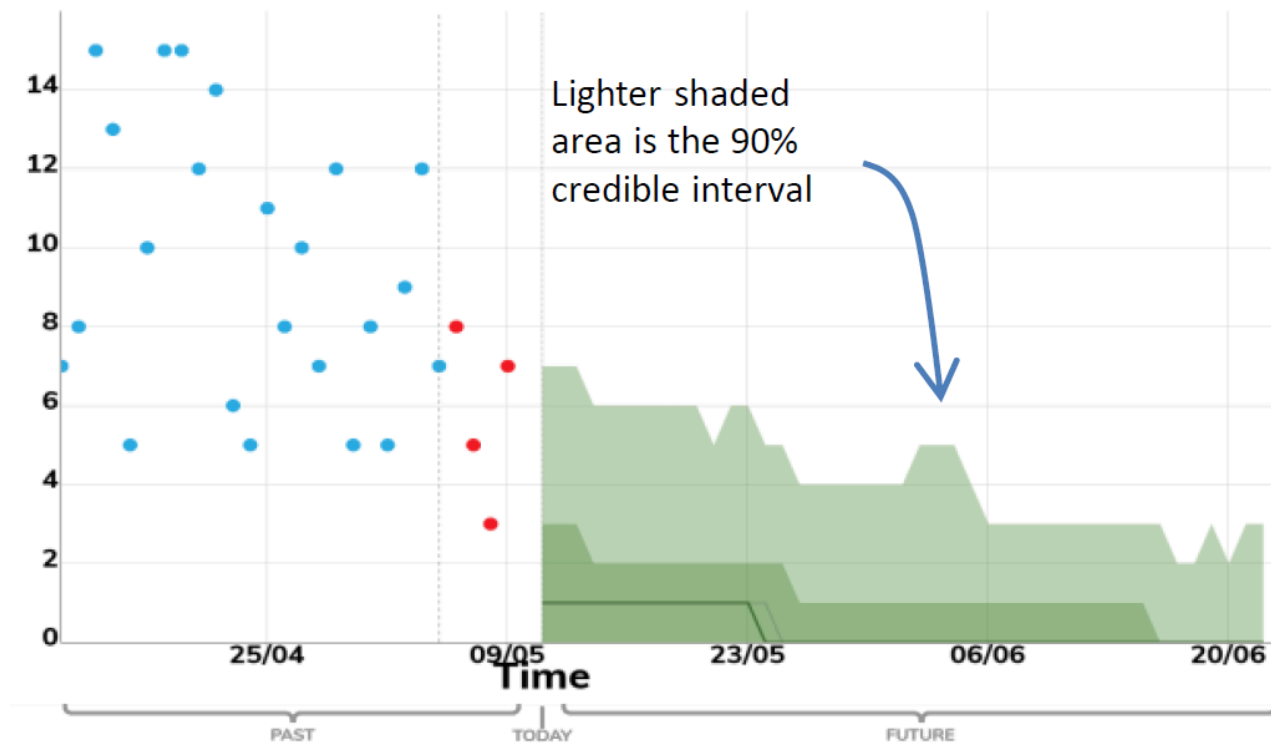
- Hospitalisations per day - continue to decrease to under 1 per day over the next four weeks. Source: Modelled medium term projections, SAGE, 11 May

Cafodd y ddogfen hon ei lawrlwytho o LLYW.CYMRU, efallai nad dyma'r fersiwn mwyaf diweddar.

Ewch i <https://www.llyw.cymru/adroddiad-sefyllfaol-covid-19-13-mai-2021-html> i weld y fersiwn ddiweddaraf.

Gwybdaeth am [hawlfraint](#).

Hospitalisations per day, Wales



These projections are based on current trends and will not fully reflect the impact of policy or behavioural changes over the past two to three weeks. They are not forecasts or predictions.

Projecting forwards is difficult when numbers fall to very low levels, therefore SPI-M-O have decided to pause producing medium term projections where this is the case. The small numbers can also introduce apparent inconsistency as regions are aggregated.

Cafodd y ddogfen hon ei lawrlwytho o LLYW.CYMRU, efallai nad dyma'r fersiwn mwyaf diweddar.

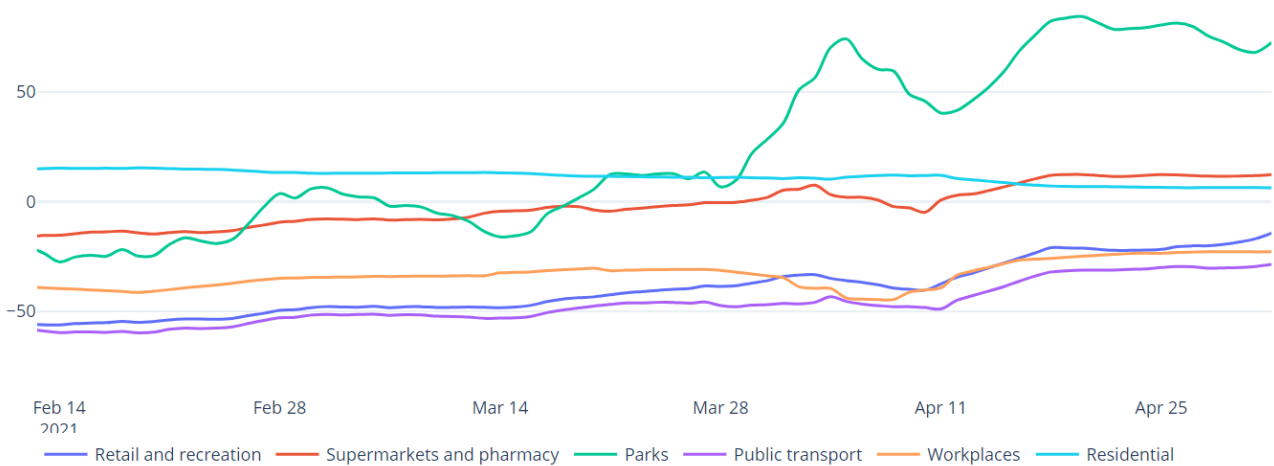
Ewch i <https://www.llyw.cymru/adroddiad-sefyllfaol-covid-19-13-mai-2021-html> i weld y fersiwn ddiweddaraf.

Gwybdaeth am [hawlfraint](#).

Mobility data, adherence and UK comparison

The most recent mobility data shows a growth following the initial sharp increase seen after the easing of restrictions in several areas relating to travel and re-opening of non-essential retail on 12 April, with some categories showing little change. Source: Google

Mobility data by location of trip



Source: Google

Adherence

New IPSOS MORI data for the period 23 – 27 April for Wales shows reductions in some categories since the previous survey wave 4 weeks ago, most notably a large reduction in those making essential trips only. Social-distancing and wearing of face coverings remains steady. Note this is self-reported adherence and will be affected by individuals understanding of the rules and guidance.

Cafodd y ddogfen hon ei lawrlwytho o LLYW.CYMRU, efallai nad dyma'r fersiwn mwyaf diweddar.

Ewch i <https://www.llyw.cymru/adroddiad-sefyllfaol-covid-19-13-mai-2021-html> i weld y fersiwn ddiweddaraf.

Gwybdaeth am [hawlfraint](#).

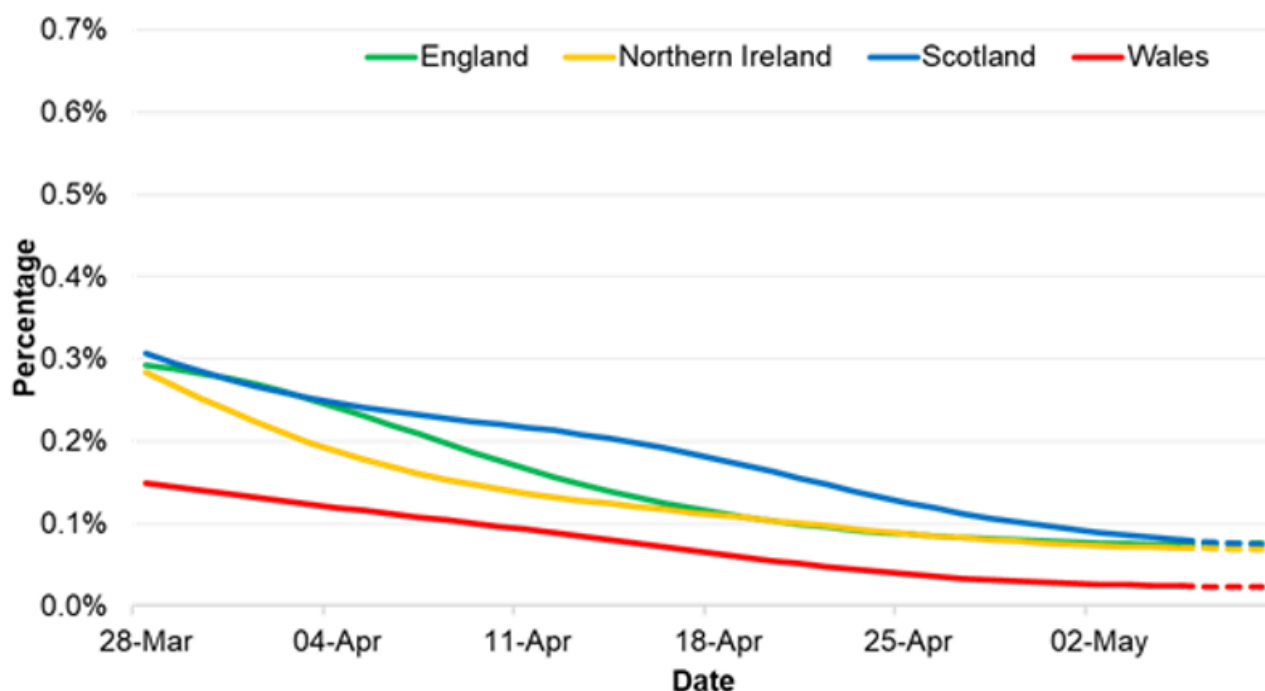
Source: IPSOS MORI

UK comparison

The percentage of people testing positive appears to have decreased slightly in Wales in the most recent two weeks, with the rate similar to levels seen last summer.

For the week ending 8 May, it is estimated that an average of 700 people in Wales had COVID-19 (95% credible interval: 100 to 1,900), equating to around 1 in 4,230 people. This compares to around 1 in 1,340 people in England, around 1 in 1,250 people in Scotland, and around 1 in 1,430 people in Northern Ireland.

Positivity rates (%) across UK countries since 28 March 2021



Cafodd y ddogfen hon ei lawrlwytho o LLYW.CYMRU, efallai nad dyma'r fersiwn mwyaf diweddar.

Ewch i <https://www.llyw.cymru/adroddiad-sefyllfaol-covid-19-13-mai-2021-html> i weld y fersiwn ddiweddaraf.

Gwybdaeth am [hawlfraint](#).

Source: Office for National Statistics COVID-19 Infection Survey

Key risks and sources

Key risks

Transmissions, incidence and prevalence

Overall transmission is generally decreasing and relatively low.

NHS Capacity

Overall COVID-19 hospital admissions continue to fall. Some fluctuations are likely to occur, due to low numbers.

Mortality

Remains at a generally low level.

Variants

Early indication of spread of VOC21APR-02 (India variant) in England. Risk of increased transmissibility to B.1.1.7 (Kent variant) and uncertain potential for immune escape.

Cafodd y ddogfen hon ei lawrlwytho o LLYW.CYMRU, efallai nad dyma'r fersiwn mwyaf diweddar.

Ewch i <https://www.llyw.cymru/adroddiad-sefyllfaol-covid-19-13-mai-2021-html> i weld y fersiwn ddiweddaraf.

Gwybdaeth am [hawlfraint](#).

Immunity and vaccines

2.78 million doses of COVID-19 vaccine were given in Wales. Of the 2.78 million doses given nationally, 1.93 million were first doses and 0.85 million were second doses.

Key sources for this update

[Technical Advisory Cell brief](#)

[COVID infection survey results](#)

[Public Health Wales](#)

[Hospital occupancy](#)

[Higher Education](#)

[School attendance](#)

[Public Health England VoC Technical Briefing](#)

Efallai na fydd y ddogfen hon yn hollol hygyrch.

Drllenwch ein [datganiad hygyrchedd](#) i gael rhagor o wybodaeth.

Cafodd y ddogfen hon ei lawrlwytho o LLYW.CYMRU, efallai nad dyma'r fersiwn mwyaf diweddar.

Ewch i <https://www.llyw.cymru/adroddiad-sefyllfaol-covid-19-13-mai-2021-html> i weld y fersiwn ddiweddaraf.

Gwybdaeth am [hawlfraint](#).