



Llywodraeth Cymru
Welsh Government

ADRODDIAD

Adroddiad sefyllfaol COVID-19: 26 Awst 2021

Diweddariad gan Gell Wybodaeth COVID-19 a'r Grŵp
Ymgynghorol Diogelu Iechyd.

Cyhoeddwyd gyntaf: 1 Medi 2021

Diweddarwyd ddiwethaf: 1 Medi 2021

Cafodd y ddogfen hon ei lawrlwytho o LLYW.CYMRU, efallai nad dyma'r fersiwn mwyaf diweddar.

Ewch i <https://www.llyw.cymru/adroddiad-sefyllfaol-covid-19-26-awst-2021-html> i weld y fersiwn ddiweddaraf.

Gwybdaeth am [hawlfraint](#).

Cynnwys

Crynodeb yr adroddiad ar sefyllfa COVID-19

What is the current status of the epidemic?

What is the situation with the NHS and social care?

Wastewater Monitoring for COVID-19

What is the situation with arriving travellers?

Mobility data, adherence and UK comparison

Vaccine and immunity status

What does the situation look like going forward?

Key risks and sources

Cafodd y ddogfen hon ei lawrlwytho o LLYW.CYMRU, efallai nad dyma'r fersiwn mwyaf diweddar.

Ewch i <https://www.llyw.cymru/adroddiad-sefyllfaol-covid-19-26-awst-2021-html> i weld y fersiwn ddiweddaraf.

Gwybdaeth am [hawlfraint](#).

Crynodeb yr adroddiad ar sefyllfa COVID-19

Y pwyntiau allweddol i'w nodi

Symudodd Cymru i **Lefel Rhybudd 0** ar 7 Awst.

Mae achosion cyffredinol COVID-19 a phositfedd profion wedi cynyddu ledled Cymru. Mae'n anodd dweud gyda sicrwydd ar hyn o bryd, pa effaith fydd symud i lefel rhybudd 0 yn ei gael ar drosglwyddiad yng Nghymru, gan nad oes digon o amser wedi bod i roi arwydd clir. Bydd angen i ni fonitro cyfraddau achosion a dangosyddion allweddol eraill ym mhob gwlad yn ofalus i ddeall effaith llacio'r cyfyngiadau a dychwelyd i'r ysgol yn well.

Mae amcangyfrif consensws y Gyd-ganolfan Biודdiogelwch (JBC) ar gyfer y rhif atgynhyrchu yng Nghymru rhwng 1.2 a 1.4 (fel ar 10 Awst 2021), tra bod amcangyfrif lechyd Cyhoeddus Cymru (PHW) rhwng 1.5 a 1.6 (25 Awst 2021). Sylwer bod fel arfer oedi o 2 i 3 wythnos yn amcangyfrif JBC a bod oedi yn achos amcangyfrif PHW, sy'n defnyddio methodoleg wahanol, o tua 1 wythnos. Sleid 3, Ffynhonnell: PHW.

Mae'r tuedd ar gyfer nifer mewn gwelyau yn yr ysbyty gyda COVID-19 yng Nghymru ar hyn o bryd yn gyffredinol yn cynyddu, gyda 309 o gleifion cysylltiedig â COVID-19 (Amheuaeth, Cadarnhawyd, a oedd yn Gwella) sydd mewn gwely ysbyty ar 25 Awst, ar ôl cynyddu drwy fis Gorffennaf o lefel isel. Mae'r tuedd ar gyfer nifer y cleifion COVID-10 mewn gwelyau yn yr ysbyty gyda chymorth anadlu mewnwithiol yn ymddangos ei fod yn gostwng wythnos yma, gyda 33 o gleifion gydag Amheuaeth neu Gadarnhad o COVID-19 mewn gwelyau gofal critigol yng Nghymru.

Ar 24 Awst 2021, roedd gan Gymru 16,452 o achosion a gadarnhawyd o'r amrywiolyn amlycaf Delta (cynnydd o 1,111 o'r wythnos flaenorol). Ni chanfuwyd unrhyw amrywiolyn sy'n peri pryder arall yng Nghymru. Mae data ynghylch

Cafodd y ddogfen hon ei lawrlwytho o LLYW.CYMRU, efallai nad dyma'r fersiwn mwyaf diweddar.

Ewch i <https://www.llyw.cymru/adroddiad-sefyllfaol-covid-19-26-awst-2021-html> i weld y fersiwn ddiweddaraf.

Gwybdaeth am [hawlfraint](#).

statws brechu'r achosion a derbyniadau i'r ysbyty yn cael eu diwygio gan lechyd Cyhoeddus Cymru ar hyn o bryd felly nid ydynt ar gael. Ffynhonnell: PHW.

Ar 10pm 24 Awst 2021, mae cyfanswm o 4,512,729 (+42,423) o ddosau o frechlyn COVID-19 wedi eu rhoi yng Nghymru a'u cofnodi yn System Imiwneiddio COVID-19 Cymru. O'r rhain roedd 2,343,371 (+23,206) yn ddosau cyntaf a 2,169,358 (+19,217) yn ail ddosau. Yn ddiweddar cymeradwyodd y JCVI frechiad dos cyntaf i bobl 16 ac 17 oed yn y DU, ac mae hyn wedi cychwyn yn ddiweddar yng Nghymru. Ffynhonnell: PHW, SPI-M-O .

Dangosyddion allweddol

Mae nifer o ddangosyddion allweddol yn cynyddu'n gyflym, tra bod marwolaethau'n aros yn isel.

Sylwer bod y saethau yn cynrychioli newid mewn cymhariaeth â'r wythnos ddiwethaf.

	Gwerth cyfredol (21/08/21)	Newid ers yr wythnos flaenorol (14/08/21 – 21/08/21) oni nodir fel arall)	Newid mewn canran	Newid mewn gwerth
Cyfradd yr achosion a gadarnhawyd (swm 7 diwrnod treigl fesul 100k)	328	+56% ↑		(+118)
Cyfradd achosion a gadarnhawyd yn y rheini dros 60 oed (swm 7 diwrnod treigl fesul 100k)	139	+60% ↑		(+52)

Cafodd y ddogfen hon ei lawrlwytho o LLYW.CYMRU, efallai nad dyma'r fersiwn mwyaf diweddar.

Ewch i <https://www.llyw.cymru/adroddiad-sefyllfaol-covid-19-26-awst-2021-html> i weld y fersiwn ddiweddaraf.

Gwybdaeth am [hawlfraint](#).

Positifedd profion (Cyfartaledd treigl 7 diwrnod)	17.6%	+27%	↑	(+3.7 pwynt canrannol)
Y boblogaeth yr amcangyfrifir bod ganddi COVID-19 (cyffredinrwydd)¹	0.83%	+8%	↑	(+0.06 pwynt canrannol)
Derbyniadau COVID-19 y GIG²	23	+36%	↑	(+6)
Marwolaethau ONS (swm 7 diwrnod)³	9	-55%	↓	(-11)
Marwolaethau PHW (swm 7 diwrnod)	13	-13%	↓	(-2)

1. Mae'r data diweddaraf a gafwyd o'r Arolwg Heintiadau COVID-19 ar gyfer y cyfnod o 14 Awst 2021 i 20 Awst 2021.
2. Y cyfartaledd treigl saith diwrnod hyd at y dyddiad presennol o gleifion y cadarnhawyd bod ganddynt COVID-19, nid yw'n cynnwys cleifion y mae amheuaeth bod ganddynt COVID-19 neu sy'n gwella.
3. Mae data marwolaethau diweddaraf ONS hyd at 13 Awst 2021 (yn hytrach na 21 Awst 2021) ar gyfer y gwerth cyfredol. Defnyddir data hyd at 6 Awst 2021 ar gyfer y newid ers yr wythnos flaenorol.

Cafodd y ddogfen hon ei lawrlwytho o LLYW.CYMRU, efallai nad dyma'r fersiwn mwyaf diweddar.

Ewch i <https://www.llyw.cymru/adroddiad-sefyllfaol-covid-19-26-awst-2021-html> i weld y fersiwn ddiweddaraf.

Gwybdaeth am [hawlfraint](#).

What is the current status of the epidemic?

Cases per 100,000 population (7 day period ending 21 August 2021)

Local Authority	Number	% of All Wales Total	Case Incidence per 100,000	Change from previous week
Swansea	1167	11.3%	472.5	133% ↑
Denbighshire	420	4.1%	438.9	15% ↑
Neath Port Talbot	618	6.0%	431.2	75% ↑
Pembrokeshire	496	4.8%	394.2	102% ↑
Rhondda Cynon Taf	942	9.1%	390.4	67% ↑
Newport	550	5.3%	355.6	32% ↑
Torfaen	322	3.1%	342.7	54% ↑
Vale of Glamorgan	446	4.3%	333.9	121% ↑
Wrexham	439	4.2%	322.9	12% ↑

Cafodd y ddogfen hon ei lawrlwytho o LLYW.CYMRU, efallai nad dyma'r fersiwn mwyaf diweddar.

Ewch i <https://www.llyw.cymru/adroddiad-sefyllfaol-covid-19-26-awst-2021-html> i weld y fersiwn ddiweddaraf.

Gwybdaeth am [hawlfraint](#).

Local Authority	Number	% of All Wales Total	Case Incidence per 100,000	Change from previous week
Flintshire	502	4.9%	321.6	16% ↑
Conwy	371	3.6%	316.5	15% ↑
Gwynedd	371	3.6%	297.8	27% ↑
Bridgend	434	4.2%	295.1	74% ↑
Carmarthenshire	536	5.2%	283.9	113% ↑
Monmouthshire	266	2.6%	281.2	72% ↑
Powys	361	3.5%	272.6	23% ↑
Ceredigion	193	1.9%	265.5	39% ↑
Cardiff	951	9.2%	259.2	57% ↑
Caerphilly	442	4.3%	244.1	61% ↑
Isle of Anglesey	151	1.5%	215.6	74% ↑
Merthyr Tydfil	121	1.2%	200.6	48% ↑
Blaenau Gwent	132	1.3%	188.9	14% ↑

Cafodd y ddogfen hon ei lawrlwytho o LLYW.CYMRU, efallai nad dyma'r fersiwn mwyaf diweddar.

Ewch i <https://www.llyw.cymru/adroddiad-sefyllfaol-covid-19-26-awst-2021-html> i weld y fersiwn ddiweddaraf.

Gwybdaeth am [hawlfraint](#).

Local Authority	Number	% of All Wales Total	Case Incidence per 100,000	Change from previous week
Unknown	116	1.1%	-	55% ↑
Total	10347	100.0%	328.2	56% ↑

At a Wales level, on 20 August 2021, the 7-day rolling incidence of COVID-19 cases and percentage of people testing positive for COVID-19 have sharply increased since last week.

The JBC consensus Reproduction number (Rt) estimate for Wales is between 1.2 and 1.4 (as at 10 August 2021), with daily growth rate of between +2% and +7% and a doubling time between 11 and 24 days. Using PHW positive test data only (more timely data but limited by variation in testing), Rt is estimated to be between 1.5 and 1.6 for Wales (25 August 2021). The central Rt estimate is highest for Swansea Bay health board at 2.0. Source: JBC/PHW

7-day cumulative case incidence in Wales has increased by 63% to 321.7 per 100,000 population in the last week.

Case incidence is increasing in all the 22 local authorities. Case incidence is above 200 per 100,000 population for all local authorities except Blaenau Gwent. Local authorities with the highest case incidences are Swansea and Denbighshire at 472.5 and 438.9 per 100,000 population, respectively.

Case incidence is highest in those aged 10-19. Case incidence is increasing in all age groups and is highest in younger age groups. Case incidence is highest for the Swansea Bay health board and increased for all health boards in the last week.

The table below provides estimates of doubling and halving times based on

Cafodd y ddogfen hon ei lawrlwytho o LLYW.CYMRU, efallai nad dyma'r fersiwn mwyaf diweddar.

Ewch i <https://www.llyw.cymru/adroddiad-sefyllfaol-covid-19-26-awst-2021-html> i weld y fersiwn ddiweddaraf.

Gwybdaeth am [hawlfraint](#).

PHW COVID-19 positive test data. In this table, doubling times are positive, whilst halving times are negative. The 95% confidence intervals are showing in brackets after the central estimate. An asterisk (*) means that there are small numbers and estimates should be treated with caution. Local health board level estimates of Rt and halving times will be unstable when incidence is low.

Reproduction number and halving time (PHW methodology) PHW data by Local Health Board (25 August 2021 estimate)

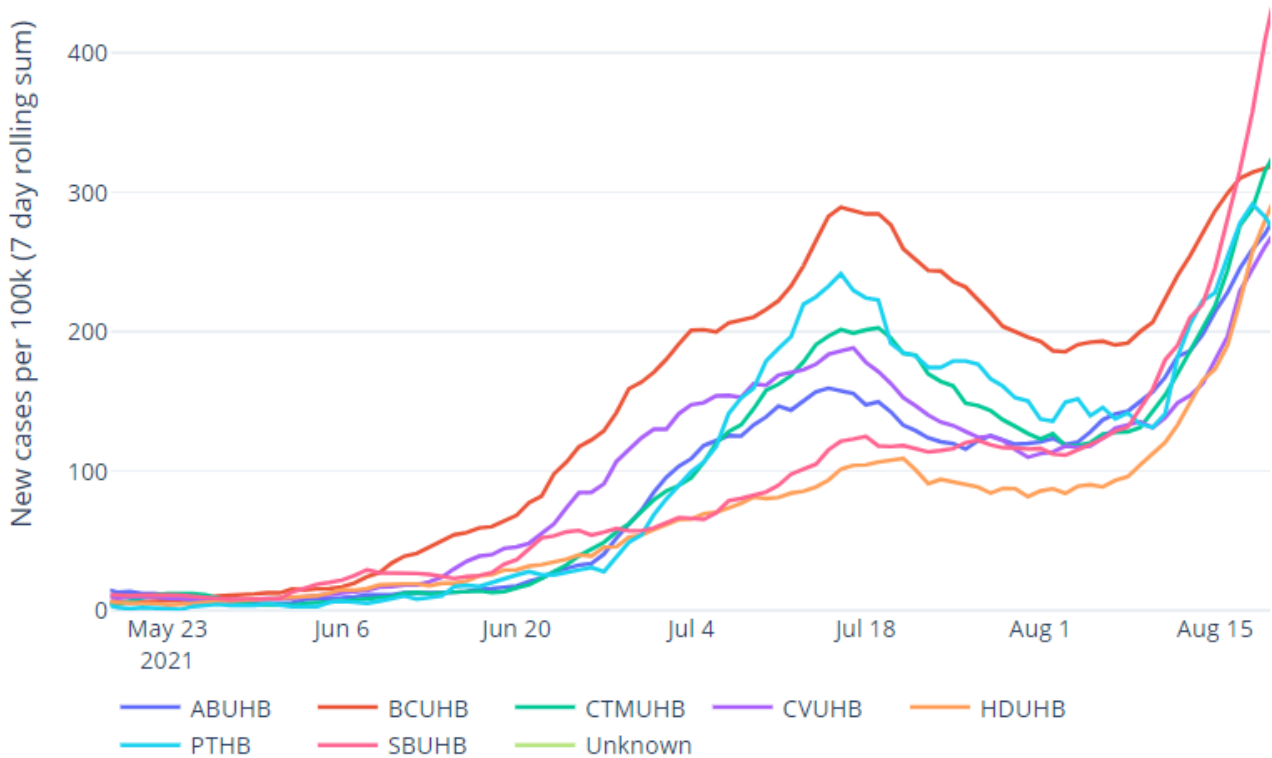
Area	Rt (95% CI)	Halving time (95% CI)
All Wales	1.5 (1.5 to 1.6)	9 (7 to 12) DOUBLING
Swansea Bay UHB	2.0 (2.0 to 2.1)	6 (5 to 8) DOUBLING
CTM UHB	1.7 (1.6 to 1.8)	7 (5 to 10) DOUBLING
Aneurin Bevan UHB	1.5 (1.4 to 1.5)	10 (7 to 16) DOUBLING
Cardiff & Vale UHB	1.7 (1.6 to 1.7)	8 (7 to 11) DOUBLING
Hywel Dda UHB	1.9 (1.8 to 2.0)*	6 (5 to 9)* DOUBLING
Powys THB	1.3 (1.2 to 1.4)*	8 (5 to 25)* DOUBLING
Betsi Cadwaladr UHB	1.2 (1.2 to 1.3)	14 (9 to 36) DOUBLING

Cafodd y ddogfen hon ei lawrlwytho o LLYW.CYMRU, efallai nad dyma'r fersiwn mwyaf diweddar.

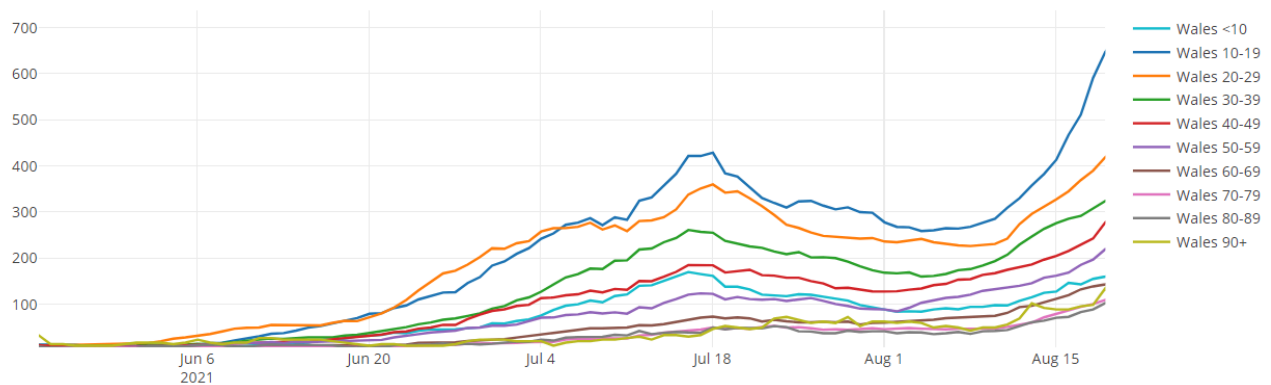
Ewch i <https://www.llyw.cymru/adroddiad-sefyllfaol-covid-19-26-awst-2021-html> i weld y fersiwn ddiweddaraf.

Gwybdaeth am [hawlfraint](#).

Cases per 100k (PHW Data) (7 day rolling sum)



Cases per 100k by age (PHW Data) (7 day rolling sum)



Cafodd y ddogfen hon ei lawrlwytho o LLYW.CYMRU, efallai nad dyma'r fersiwn mwyaf diweddar.

Ewch i <https://www.llyw.cymru/adroddiad-sefyllfaol-covid-19-26-awst-2021-html> i weld y fersiwn ddiweddaraf.

Gwybdaeth am [hawlfraint](#).

Data as at 12:00PM 25 August 2021 unless otherwise specified.

What is the situation with the NHS and social care?

From early-July 2021, COVID-19 pressure on the NHS has been generally increasing. As at 25 August 2021, there were 309 COVID-19 related patients (Suspected, Confirmed and Recovering) occupying a hospital bed. This compares to 220 (89 more occupied beds) on 18 August 2021. Confirmed patients accounted for 209 of the total occupied beds.

There are 33 patients with Suspected or Confirmed COVID-19 in critical care beds in Wales. This is 131 lower than the maximum COVID-19 position of approximately 164. The total number of patients in critical care for both COVID-19 and non-COVID-19 stands at 172, 20 more than the historic maximum critical care capacity of approximately 152.

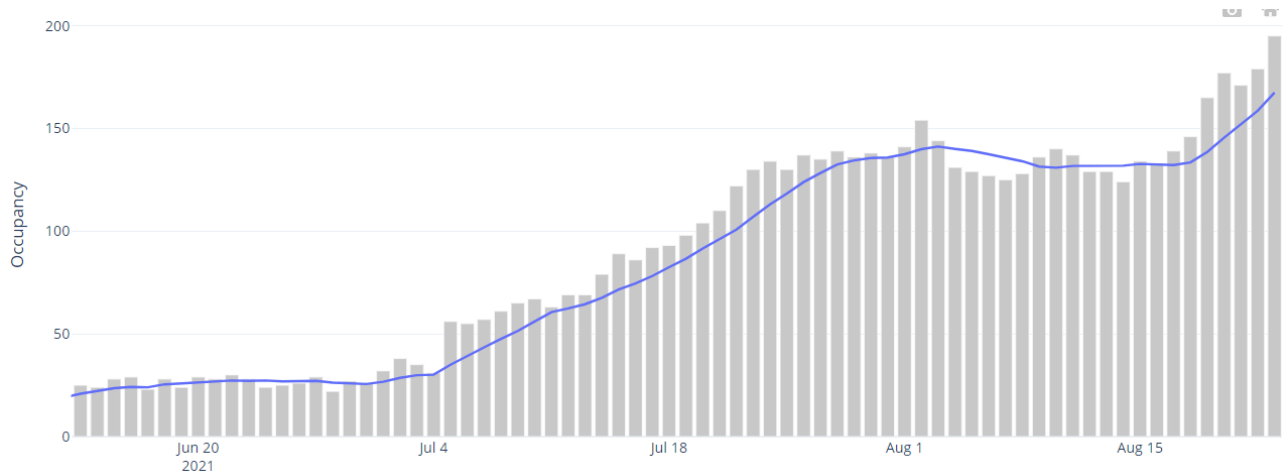
The number of care homes in 'red' status (an ongoing outbreak/incident reported within the last 7 days) was not available from the National Situation Background Assessment Recommendation (SBAR) report covering the week of 16 August 2021 to 22 August 2021. Source: National SBAR

Cafodd y ddogfen hon ei lawrlwytho o LLYW.CYMRU, efallai nad dyma'r fersiwn mwyaf diweddar.

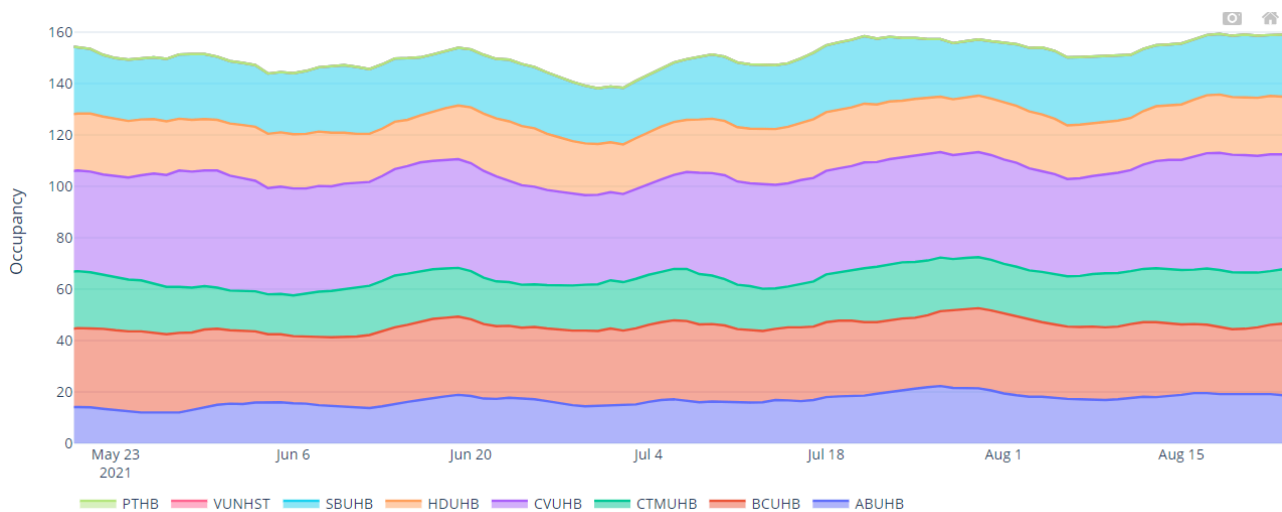
Ewch i <https://www.llyw.cymru/adroddiad-sefyllfaol-covid-19-26-awst-2021-html> i weld y fersiwn ddiweddaraf.

Gwybdaeth am [hawlfraint](#).

Confirmed hospital occupancy (7 day rolling average)



Overall invasive ventilated bed occupancy (7 day rolling average)



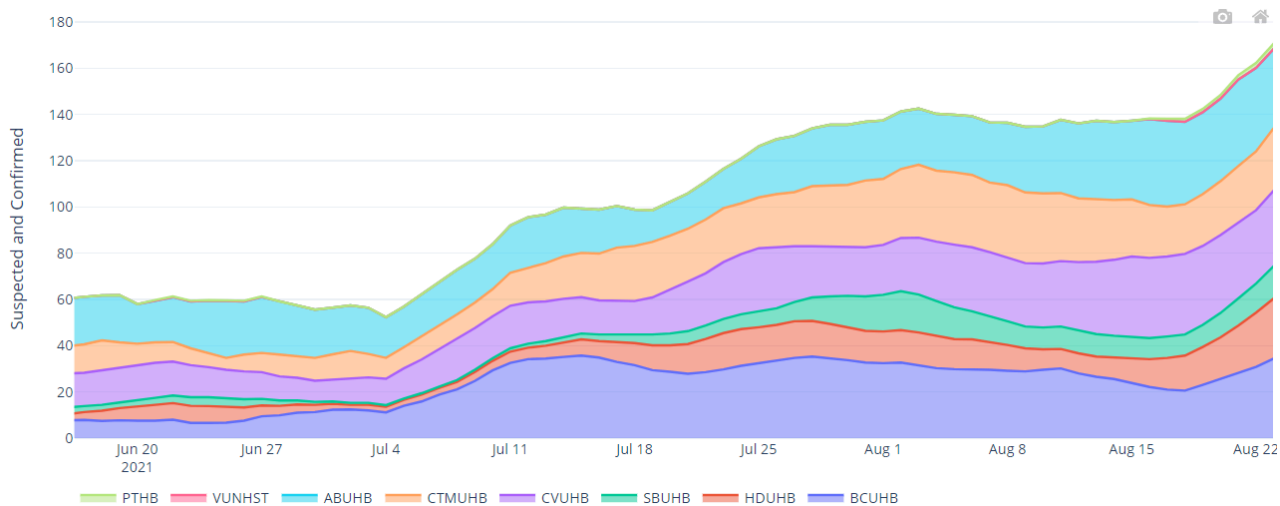
Hospital bed occupancy for suspected and confirmed

Cafodd y ddogfen hon ei lawrlwytho o LLYW.CYMRU, efallai nad dyma'r fersiwn mwyaf diweddar.

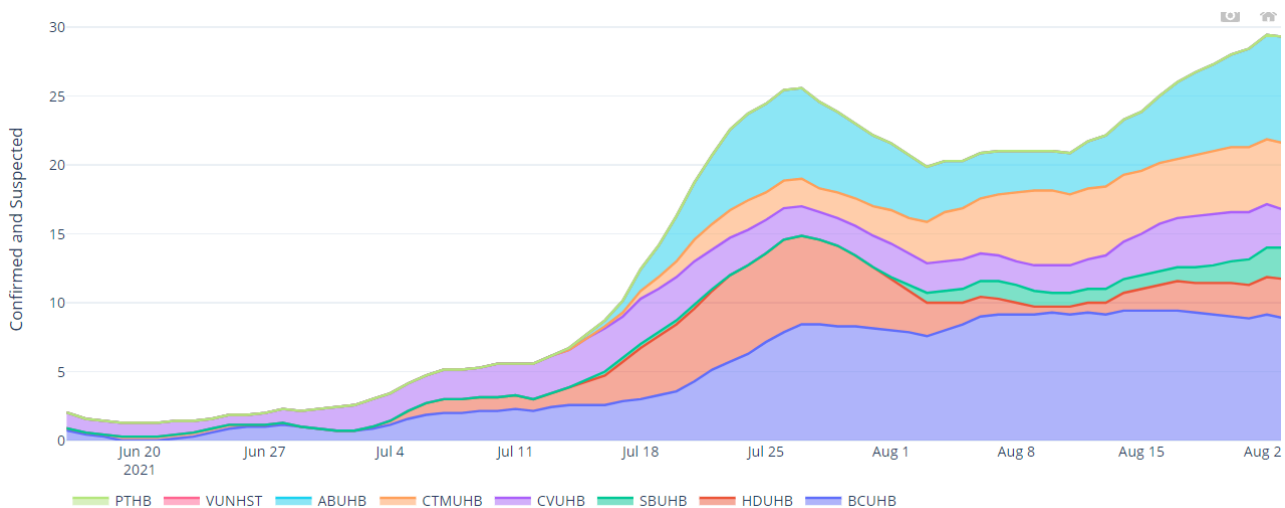
Ewch i <https://www.llyw.cymru/adroddiad-sefyllfaol-covid-19-26-awst-2021-html> i weld y fersiwn ddiweddaraf.

Gwybdaeth am [hawlfraint](#).

COVID-19 positive patients (7 day rolling average)



Invasive ventilated bed occupancy for suspected and confirmed COVID-19 positive patients (7 day rolling average)



Cafodd y ddogfen hon ei lawrlwytho o LLYW.CYMRU, efallai nad dyma'r fersiwn mwyaf diweddar.

Ewch i <https://www.llyw.cymru/adroddiad-sefyllfaol-covid-19-26-awst-2021-html> i weld y fersiwn ddiweddaraf.

Gwybdaeth am [hawlfraint](#).

Number of adult care homes reported an ongoing outbreak/incident (last 7 days)



Wastewater Monitoring for COVID-19

In the week ending 22 August 2021, the wastewater signal broadly confirms the national trend in positive COVID-19 cases (PHW) over the same period.

The normalised wastewater SARS-CoV-2 signal across North Wales sites was relatively stable last week and over the past 4 weeks, but is slowly rising, while the signal across South Wales increased in the last week. Comparing the week ending 22 August 2021 with the previous week, there are still differences between the change in SARS-CoV-2 signal from wastewater data and the change in COVID-19 case incidence data (PHW) over the same time period. (See Table.)

Wastewater signal is a relatively unbiased indicator because it is not dependent on testing policy and behaviour. The characteristics of the individual sewerage systems could have an impact on the signal being seen. Subsequently, the

Cafodd y ddogfen hon ei lawrlwytho o LLYW.CYMRU, efallai nad dyma'r fersiwn mwyaf diweddar.

Evch i <https://www.llyw.cymru/adroddiad-sefyllfaol-covid-19-26-awst-2021-html> i weld y fersiwn ddiweddaraf.

Gwybdaeth am [hawlfraint](#).

relationship between cases and wastewater signal is still being investigated.

Sites/regions on the watch-list (increases and/or divergence between SARS-CoV-2 signal and corresponding LSOA PHW COVID-19 case data over the past 2-4 weeks): Ganol and Llangefni in North Wales; and all sites, with the possible exception of Newport, in South Wales.

Wastewater SARS-CoV-2 signal data below limit of detection recorded as zero. The wastewater data for individual WwTW sites, normalised and unnormalised are inherently noisy. Sampling from Treborth** has not been consistent due to construction work at the site, and this has impacted on the North Wales average figures. Wastewater data analysis and reporting is still in a pilot stage and should not be relied upon in isolation.

Changes in mean normalised SARS-CoV-2 signal by catchment. Means taken over each of the last two weeks for each catchment

Region	Site	9 to 15 August mean	16 to 22 August mean	Fold change ^a Mean normalised SARS-CoV-2 signal	Fold change ^a Total reported COVID-19 cases
North Wales	Chester	1.2	0.5	0.4 ↓	-
North Wales	Flint	0.8	c	c	0.9↓

Cafodd y ddogfen hon ei lawrlwytho o LLYW.CYMRU, efallai nad dyma'r fersiwn mwyaf diweddar.

Ewch i <https://www.llyw.cymru/adroddiad-sefyllfaol-covid-19-26-awst-2021-html> i weld y fersiwn ddiweddaraf.

Gwybdaeth am [hawlfraint](#).

Region	Site	9 to 15 August mean	16 to 22 August mean	Fold change ^a Mean normalised SARS-CoV-2 signal	Fold change ^a Total reported COVID-19 cases
North Wales	Ganol	0.6	1	1.6↑	0.9↓
North Wales	Holyhead	0	0	1	0.9↓
North Wales	Kinmel Bay	2.2	c	c	0.9↓
North Wales	Llangefni	0.6	0.1	0.2 ↓	2.2 ↑
North Wales	Treborth	1.1	0.6	0.5 ↓	0.8↓
North Wales	Wrexham	1.4	0.3	0.2 ↓	0.8↓
South Wales	Cardiff Bay	10.7	15.8	1.5↑	1.2↑

Cafodd y ddogfen hon ei lawrlwytho o LLYW.CYMRU, efallai nad dyma'r fersiwn mwyaf diweddar.

Ewch i <https://www.llyw.cymru/adroddiad-sefyllfaol-covid-19-26-awst-2021-html> i weld y fersiwn ddiweddaraf.

Gwybdaeth am [hawlfraint](#).

Region	Site	9 to 15 August mean	16 to 22 August mean	Fold change ^a Mean normalised SARS-CoV-2 signal	Fold change ^a Total reported COVID-19 cases
South Wales	Cog Moors	2.4	5	2.1↑	1.2↑
South Wales	Gowerton	5.8	19.4	3.4 ↑	1.3↑
South Wales	Llanelli Coastal	3.7	5.8	1.6↑	1.4↑
South Wales	Llanfoist	0	2.1	b↑	1.5↑
South Wales	Merlin's Bridge	0	6.6	b↑	1.7↑
South Wales	Merthyr Mawr	3.7	2.1	0.6 ↓	1.4↑
South Wales	Newport Nash	12.4	12	1	0.9 ↓

Cafodd y ddogfen hon ei lawrlwytho o LLYW.CYMRU, efallai nad dyma'r fersiwn mwyaf diweddar.

Ewch i <https://www.llyw.cymru/adroddiad-sefyllfaol-covid-19-26-awst-2021-html> i weld y fersiwn ddiweddaraf.

Gwybdaeth am [hawlfraint](#).

Region	Site	9 to 15 August mean	16 to 22 August mean	Fold change ^a Mean normalised SARS-CoV-2 signal	Fold change ^a Total reported COVID-19 cases
South Wales	Parc Y Splotts	11.4	7.1	0.6 ↓	2.2↑
South Wales	Ponthir	18.5	36.4	2↑	1.1↑
South Wales	Swansea Bay	11.8	45.8	3.9 ↑	1.8↑

a: The ratio between the measurement from the most recent week (B) and that of the preceding week (A), i.e. B/A

b: Fold change from or to zero cannot be presented numerically

c: Samples not available

Cafodd y ddogfen hon ei lawrlwytho o LLYW.CYMRU, efallai nad dyma'r fersiwn mwyaf diweddar.

Ewch i <https://www.llyw.cymru/adroddiad-sefyllfaol-covid-19-26-awst-2021-html> i weld y fersiwn ddiweddaraf.

Gwybdaeth am [hawlfraint](#).



Contains OS data © Crown copyright and database right 2021

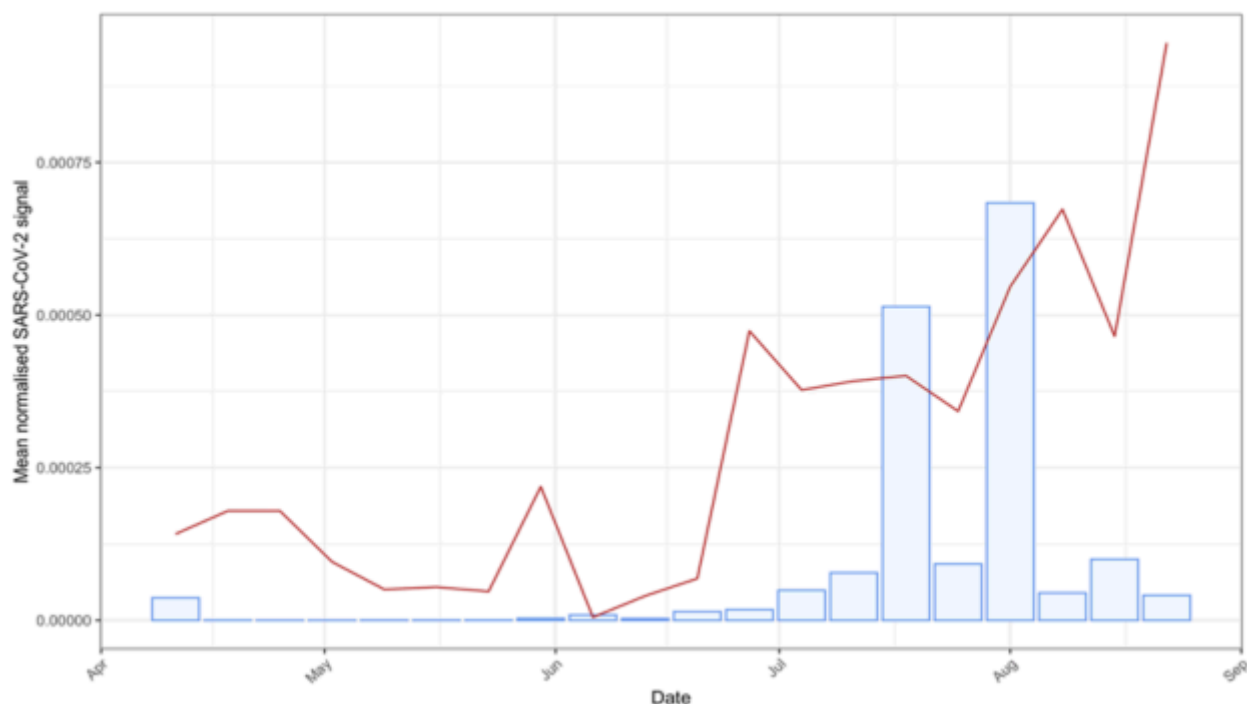
Weekly comparison of North and all-Wales mean normalised SARS-CoV-2 signal.

All-Wales mean signal (red line) and North Wales mean signal (blue bars). Data to 22 August 2021.

Cafodd y ddogfen hon ei lawrlwytho o LLYW.CYMRU, efallai nad dyma'r fersiwn mwyaf diweddar.

Ewch i <https://www.llyw.cymru/adroddiad-sefyllfaol-covid-19-26-awst-2021-html> i weld y fersiwn ddiweddaraf.

Gwybdaeth am [hawlfraint](#).



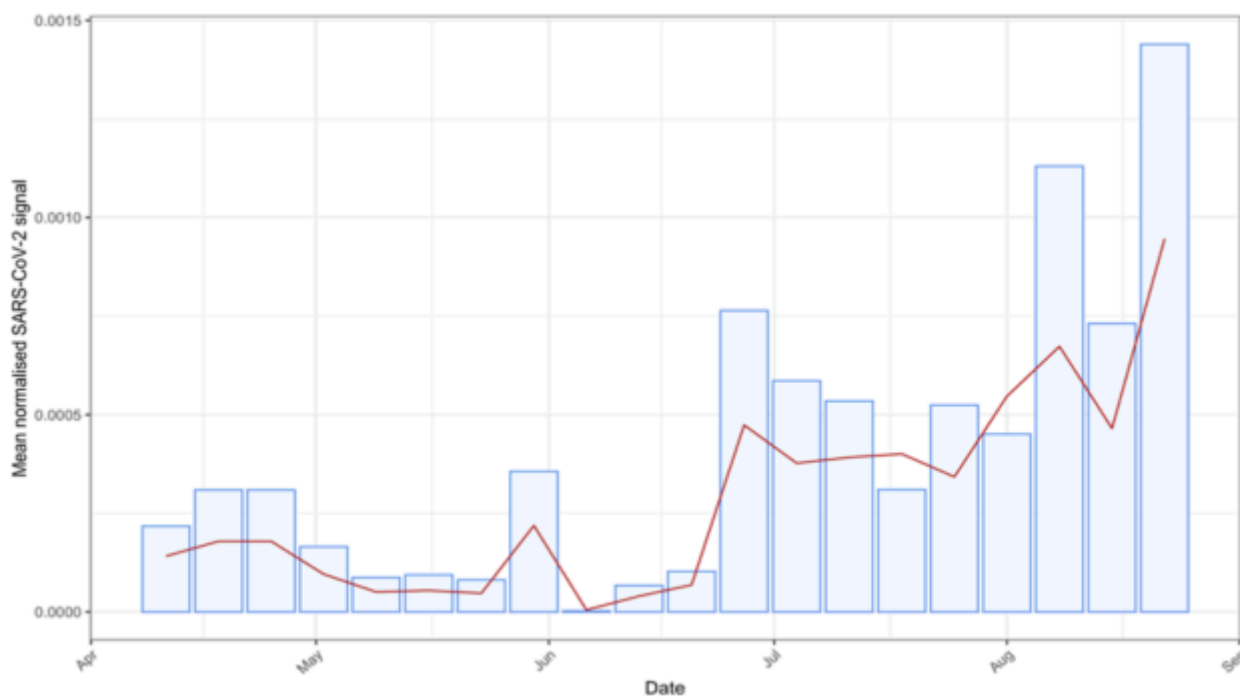
Weekly comparison of South and all-Wales mean normalised SARS-CoV-2 signal.

All-Wales mean signal (red line) and South Wales mean signal (blue bars). Data to 22 August 2021.

Cafodd y ddogfen hon ei lawrlwytho o LLYW.CYMRU, efallai nad dyma'r fersiwn mwyaf diweddar.

Ewch i <https://www.llyw.cymru/adroddiad-sefyllfaol-covid-19-26-awst-2021-html> i weld y fersiwn ddiweddaraf.

Gwybdaeth am [hawlfraint](#).



What is the situation with arriving travellers?

Spain continues to see significant rises in arrivals with an increase of 528 over last week. Greece and France also had significant rises. Spain continues to have the highest numbers of arrivals testing positive on return (16 positive travellers last week), with a positivity rate of 0.35%, although this has decreased when comparing to the previous week (24 positive travellers, 0.60% positivity rate). Greece had 9 positive travellers last week (0.50% positivity rate) and the USA had 3 positive travellers (0.65% positivity rate).

14,928 total travellers this week (13,062 last week):

- Red: 126 (169 last week)
- Amber: 12,430 (11,072 last week)
- Green: 2,372 (1,819 last week)

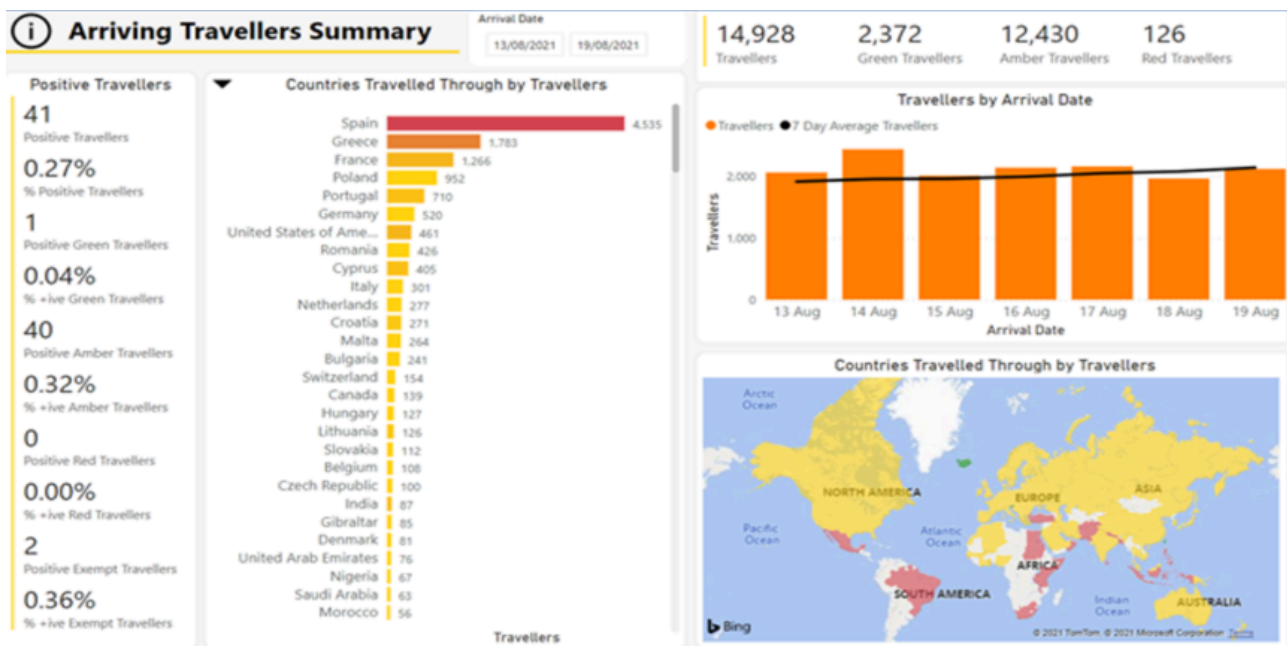
Cafodd y ddogfen hon ei lawrlwytho o LLYW.CYMRU, efallai nad dyma'r fersiwn mwyaf diweddar.

Ewch i <https://www.llyw.cymru/adroddiad-sefyllfaol-covid-19-26-awst-2021-html> i weld y fersiwn ddiweddaraf.

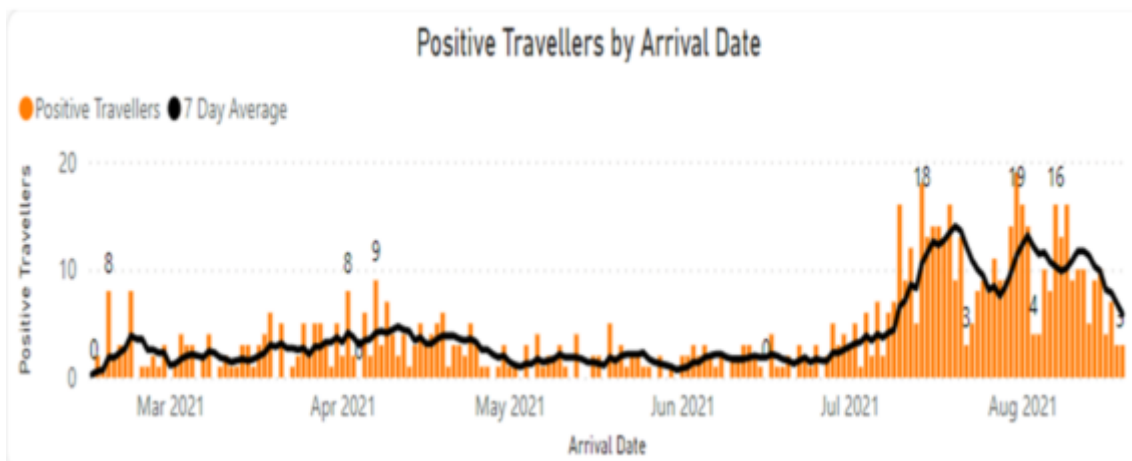
Gwybdaeth am [hawlfraint](#).

41 total positive travellers (40 total last week)

- Red: 0 positive travellers (1 last week)
- Amber: 40 positive travellers (35 last week)
- Green: 1 positive travellers (3 last week)



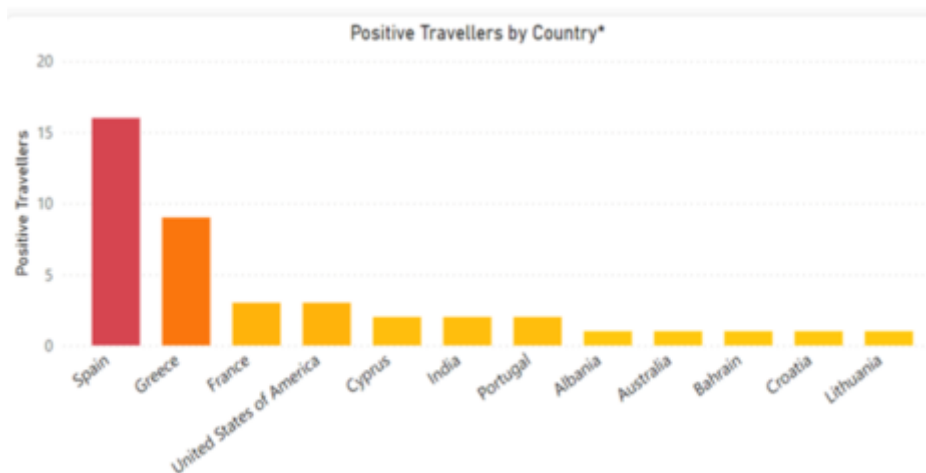
NOTE: Travellers may have travelled through more than one county on their journey.



Cafodd y ddogfen hon ei lawrlwytho o LLYW.CYMRU, efallai nad dyma'r fersiwn mwyaf diweddar.

Ewch i <https://www.llyw.cymru/adroddiad-sefyllfaol-covid-19-26-awst-2021-html> i weld y fersiwn ddiweddaraf.

Gwybdaeth am [hawlfraint](#).



Source: Home Office

Please note that the data provided by the Home Office is derived from Passenger Locator Forms (PLF) which are self-completed by travellers. As such, data may contain inaccuracies. Due to the limitations associated with data capture and legislation, some minor discrepancies may be present in the data.

Cafodd y ddogfen hon ei lawrlwytho o LLYW.CYMRU, efallai nad dyma'r fersiwn mwyaf diweddar.

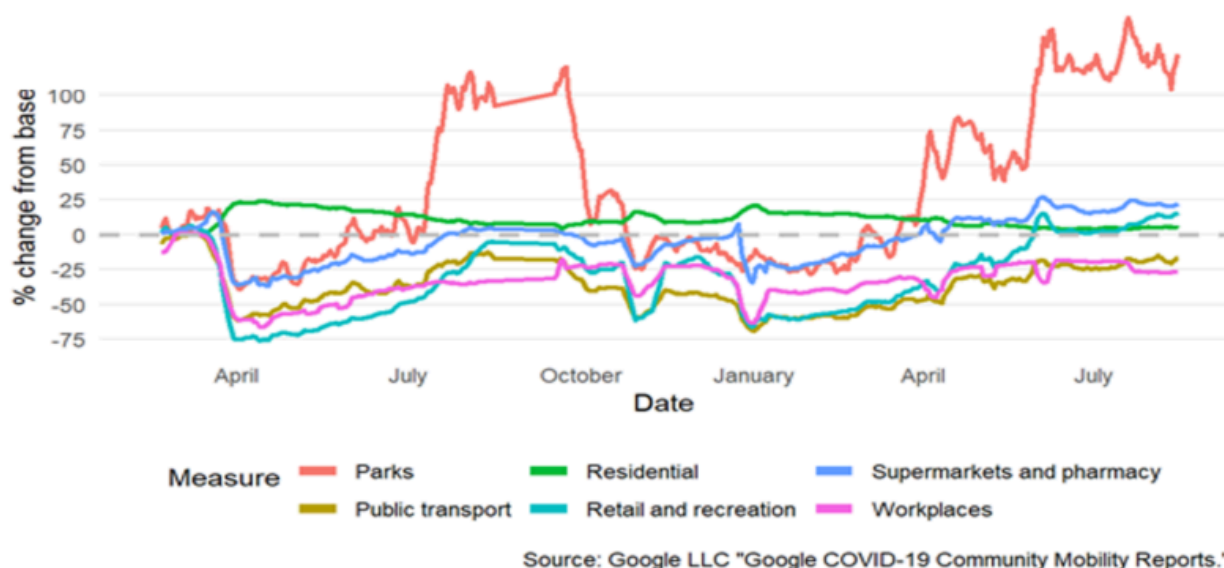
Ewch i <https://www.llyw.cymru/adroddiad-sefyllfaol-covid-19-26-awst-2021-html> i weld y fersiwn ddiweddaraf.

Gwybdaeth am [hawlfraint](#).

Mobility data, adherence and UK comparison

Mobility data by location of trip, Welsh local authorities

The latest mobility data shows increases in the latest week across most categories compared to the previous week with reductions in people spending time at home. The baseline for much of the data is during January to February 2020 and changes are relative to that period. It is not possible to determine if mobility is higher/lower than would have been expected prior to the pandemic as data for 2019 or earlier years is not published.



Adherence

The **most recent IPSOS MORI data** for the period 13 August – 16 August for Wales shows a decrease compared with the last survey wave in those only leaving home for essential trips, while those maintaining 2m social distance remained steady. It should be noted that this is self-reported adherence and will

Cafodd y ddogfen hon ei lawrlwytho o LLYW.CYMRU, efallai nad dyma'r fersiwn mwyaf diweddar.

Ewch i <https://www.llyw.cymru/adroddiad-sefyllfaol-covid-19-26-awst-2021-html> i weld y fersiwn ddiweddaraf.

Gwybdaeth am [hawlfraint](#).

be affected by individuals' understanding of the rules and circumstances that apply to them.

The latest results from the [Public Engagement Survey on Health and Wellbeing during Coronavirus Measures](#) (2 to 8 August) as those reported last week.

Results from the coronavirus (COVID-19) Infection Survey, 14 to 20 August

The percentage of people testing positive has increased in all four UK nations in the most recent week. Positivity is highest in Northern Ireland and lowest in Scotland.

It is estimated that an average of 25,200 people in Wales had COVID-19 (95% credible interval: 18,000 to 33,500), equating to around 1 in 120 people or 0.83% of the community population (up from 0.77% last week). This compares to around 1 in 70 people in England, around 1 in 140 people in Scotland, and around 1 in 40 people in Northern Ireland.

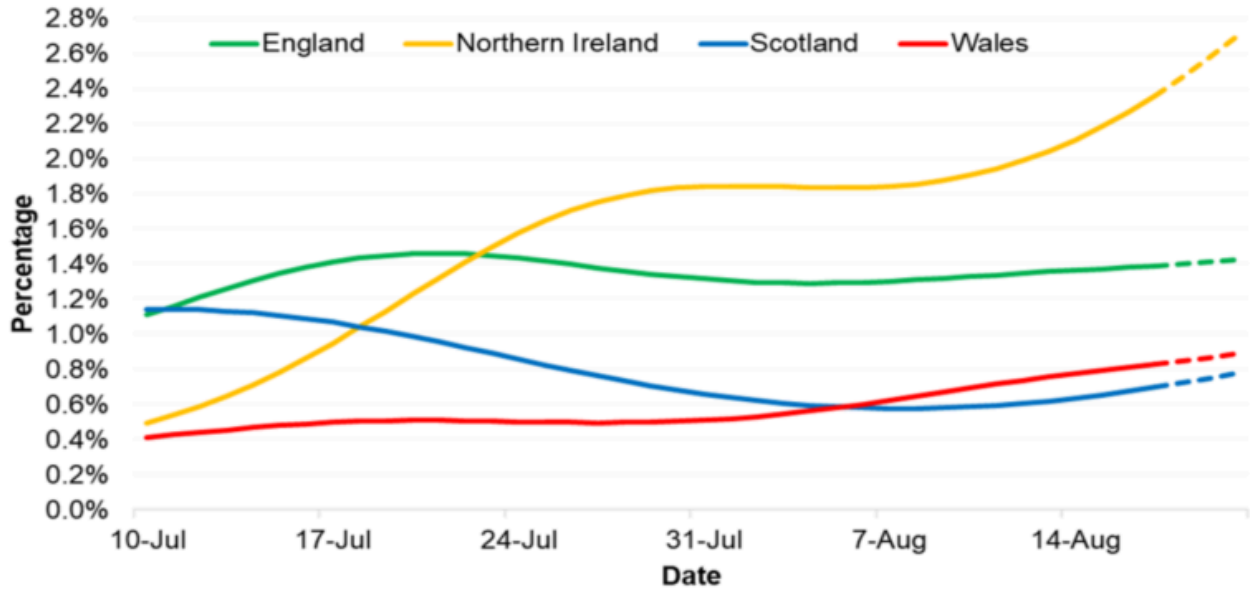
Source: [Office for National Statistics COVID-19 Infection Survey](#).

Cafodd y ddogfen hon ei lawrlwytho o LLYW.CYMRU, efallai nad dyma'r fersiwn mwyaf diweddar.

Ewch i <https://www.llyw.cymru/adroddiad-sefyllfaol-covid-19-26-awst-2021-html> i weld y fersiwn ddiweddaraf.

Gwybdaeth am [hawlfraint](#).

Positivity rates (%) across UK countries up to 20 August 2021



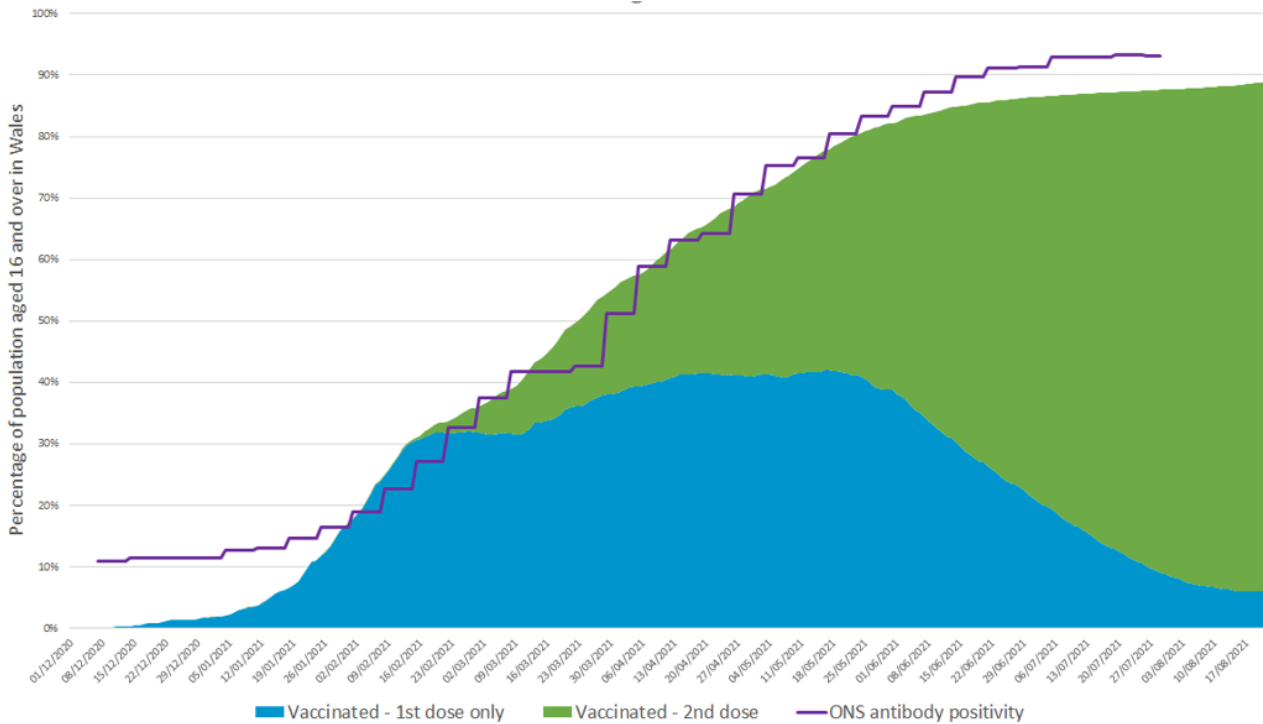
Cafodd y ddogfen hon ei lawrlwytho o LLYW.CYMRU, efallai nad dyma'r fersiwn mwyaf diweddar.

Ewch i <https://www.llyw.cymru/adroddiad-sefyllfaol-covid-19-26-awst-2021-html> i weld y fersiwn ddiweddaraf.

Gwybdaeth am [hawlfraint](#).

Vaccine and immunity status

Vaccination and antibody status of individuals aged 16 and over in Wales

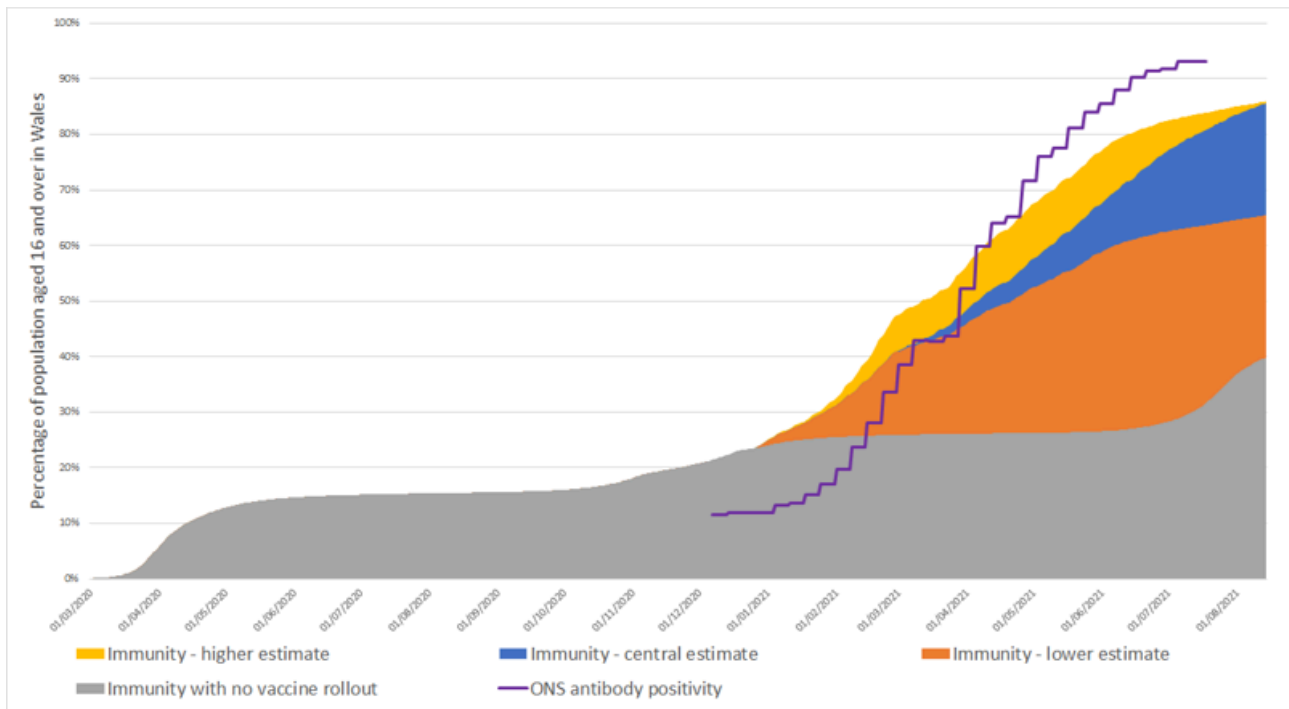


Cafodd y ddogfen hon ei lawrlwytho o LLYW.CYMRU, efallai nad dyma'r fersiwn mwyaf diweddar.

Ewch i <https://www.llyw.cymru/adroddiad-sefyllfaol-covid-19-26-awst-2021-html> i weld y fersiwn ddiweddaraf.

Gwybdaeth am [hawlfraint](#).

Immunity estimates and antibody status of individuals aged 16 and over in Wales



The COVID-19 vaccination rollout of first and second doses has slowed in Wales. As at 21 August 2021, 89% of people aged 16 and over had received at least one COVID-19 vaccine dose in Wales. 6% of people aged 16 and over had exactly one vaccine dose and 83% were fully vaccinated.

Between 26 and 29 July 2021, the ONS COVID-19 Infection Survey estimated that 93.2% of the community population aged 16 and over in Wales tested positive for COVID-19 antibodies.

As at 21 August 2021, it is estimated that 87% of people aged 16 and over in Wales had some immunity against COVID-19 infection. The lower and higher estimates of immunity are 66% and 87% of people aged 16 and over in Wales. If no vaccines had been administered, it is estimated that 41% of people aged 16

Cafodd y ddogfen hon ei lawrlwytho o LLYW.CYMRU, efallai nad dyma'r fersiwn mwyaf diweddar.

Ewch i <https://www.llyw.cymru/adroddiad-sefyllfaol-covid-19-26-awst-2021-html> i weld y fersiwn ddiweddaraf.

Gwybdaeth am [hawlfraint](#).

and over would be immune. These estimates assume 84% of natural infections lead to immunity, but do not account for waning immunity. ([SIREN study paper](#), The Lancet, published 9 April 2021)

It is currently estimated that over 80% (may be closer to 90%) of the population, spread evenly across Wales, must be immune to COVID-19 before population immunity effects would be observed. (TAG advice on the Delta variant, published 18 June 2021). Note that the immunity estimate of 87% is for individuals aged 16 and over, not the total Wales population, and varies across age groups.

Differences between antibody presence and immunity estimates include:

- ONS antibody estimates are based on study participants who have volunteered for the study and estimates are extrapolated.
- ONS estimates are based on the 16+ community population, which excludes people in care homes or hospitals. Immunity estimates are based on the whole 16+ Wales population.
- While antibody protection doesn't equal immunity from infection, it does give a useful indication of the level of protection from infection in the Welsh population.
- Antibody estimates use 2019 mid-year population estimates while the immunity estimates use 2020 mid-year estimates.

Source: [ONS COVID-19 Infection Survey](#), [PHW](#), [SPI-M](#), Swansea University modelling

What does the situation look like going forward?

Based on the current rates observed with current restrictions:

Cafodd y ddogfen hon ei lawrlwytho o LLYW.CYMRU, efallai nad dyma'r fersiwn mwyaf diweddar.

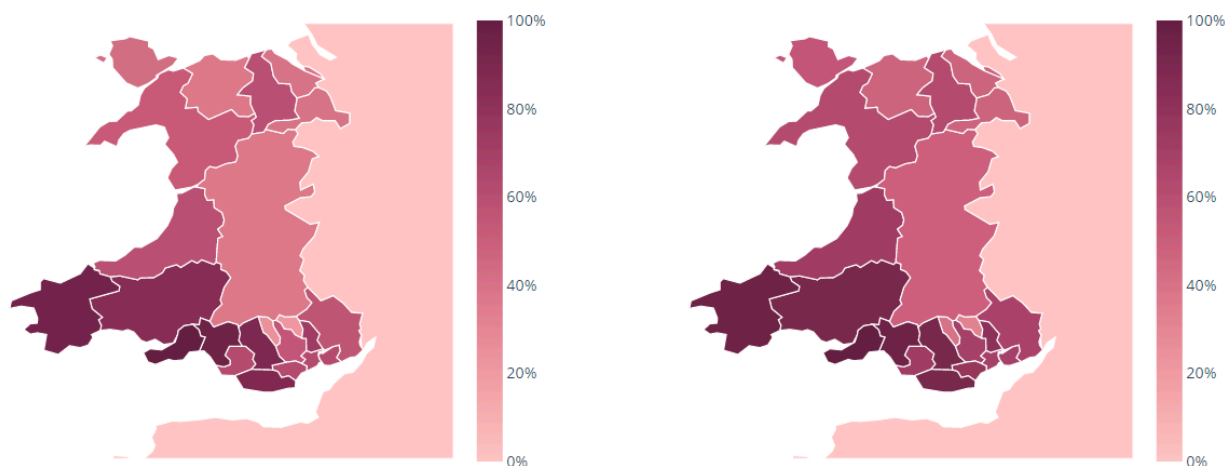
Ewch i <https://www.llyw.cymru/adroddiad-sefyllfaol-covid-19-26-awst-2021-html> i weld y fersiwn ddiweddaraf.

Gwybdaeth am [hawlfraint](#).

Cases

the probability of incidence reaching greater than 500 per 100,000 between 5 September and 11 September is above 80% for 7 of the 22 local authorities. The figure illustrates the probability (between 0 – 100%) of incidence being greater than 500 per 100,000. Source: Imperial College London

Probability of greater than 100 per 100,000 cases by local authority



29 August to 4 September 2021 and 5 to 11 September 2021.

Deaths per day

SPI-M's consensus view is that the number of deaths in Wales will remain low compared with previous waves over the next three weeks. Source: Modelled medium term projections, SAGE/SPI-M, 25 August


Cafodd y ddogfen hon ei lawrlwytho o LLYW.CYMRU, efallai nad dyma'r fersiwn mwyaf diweddar.

Ewch i <https://www.llyw.cymru/adroddiad-sefyllfaol-covid-19-26-awst-2021-html> i weld y fersiwn ddiweddaraf.

Gwybdaeth am [hawlfraint](#).

Hospitalisations per day

Projected to increase to over 50 per day over the next three weeks. Source: Modelled medium term projections, SAGE/SPI-M, 25 August



These projections are based on current trends and will not fully reflect the impact of policy or behavioural changes over the past two to three weeks, including the recent downward trend in all UK nations. The projections include the impact of vaccines, but cannot capture any future increases in transmission resulting from new variants. They are not forecasts or predictions.

Cafodd y ddogfen hon ei lawrlwytho o LLYW.CYMRU, efallai nad dyma'r fersiwn mwyaf diweddar.

Ewch i <https://www.llyw.cymru/adroddiad-sefyllfaol-covid-19-26-awst-2021-html> i weld y fersiwn ddiweddaraf.

Gwybdaeth am [hawlfraint](#).

Key risks and sources

Key risks

Transmissions, incidence and prevalence

Overall transmission of COVID-19 and test positivity has increased across Wales.

Rising trends across health boards and local authorities.

NHS capacity

From early-July 2021, COVID-19 pressure on the NHS has been generally increasing.

Mortality

Low numbers of deaths in the most recent week.

Variants

Wales has 16,452 confirmed cases of the Delta variant (an increase of 1,111 from the previous week). Delta remains the dominant variant of COVID-19 in Wales.

Cafodd y ddogfen hon ei lawrlwytho o LLYW.CYMRU, efallai nad dyma'r fersiwn mwyaf diweddar.

Ewch i <https://www.llyw.cymru/adroddiad-sefyllfaol-covid-19-26-awst-2021-html> i weld y fersiwn ddiweddaraf.

Gwybdaeth am [hawlfraint](#).

Immunity and vaccines

4.51 (+0.04) million doses of COVID-19 vaccine have been given in Wales, of which 2.34 (+0.02) million were first doses and 2.17 million (+0.02) were second doses. 87% of those aged 16 and over in Wales were estimated to have some immunity against COVID-19 infection at 21 August.

International

There is an increase in traveller numbers this week. However the proportion of travellers testing positive is relatively low.

Key sources for this update

[Technical Advisory Cell brief](#)

[COVID infection survey results](#)

[Public Health Wales](#)

[Hospital occupancy](#)

[Higher Education](#)

[School attendance](#)

[Public Health England VoC Technical Briefing](#)

Cafodd y ddogfen hon ei lawrlwytho o LLYW.CYMRU, efallai nad dyma'r fersiwn mwyaf diweddar.

Ewch i <https://www.llyw.cymru/adroddiad-sefyllfaol-covid-19-26-awst-2021-html> i weld y fersiwn ddiweddaraf.

Gwybdaeth am [hawlfraint](#).

Efallai na fydd y ddogfen hon yn hollol hygyrch.

Drlllenwch ein [datganiad hygyrchedd](#) i gael rhagor o wybodaeth.

Cafodd y ddogfen hon ei lawrlwytho o LLYW.CYMRU, efallai nad dyma'r fersiwn mwyaf diweddar.

Ewch i <https://www.llyw.cymru/adroddiad-sefyllfaol-covid-19-26-awst-2021-html> i weld y fersiwn ddiweddaraf.

Gwybdaeth am [hawlfraint](#).