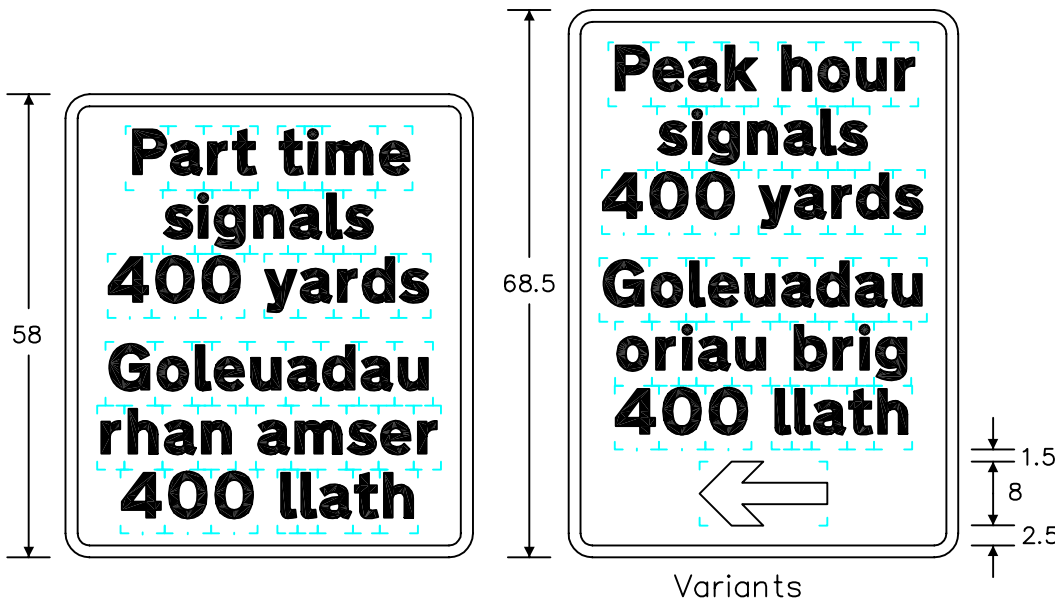
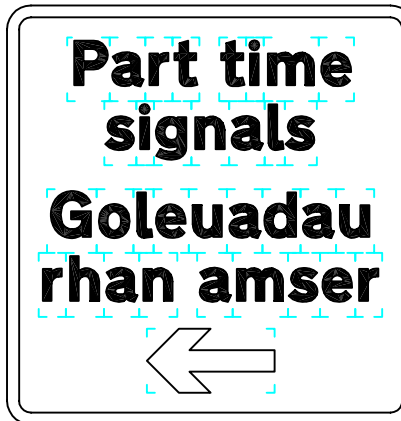
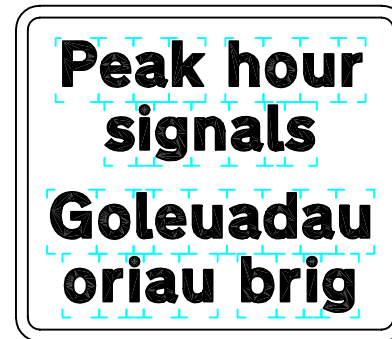


Notes: -

- The lettering is from the Transport Heavy alphabet at the 'x'-heights shown.
- The outlines of the tiles do not form part of the sign.
- The colours are as follows: -  
Background \_\_\_\_\_ White  
Legend, border & arrow \_\_\_\_\_ Black
- The illumination of the sign must accord with the requirements of the current 'Traffic Signs Regulations and General Directions'.
- The 'x'-heights shown are given in millimetres, all other dimensions are given in stroke widths (i.e.  $1s/w = 1/4 \times \text{'x'-height}$ ).
- The sign is designed in accordance with the current design rules.
- The order of languages may be reversed if required.
- This plate is for use with P 543 (Traffic signals ahead) and the light signals in P 3000, 3000.7, 3000.8, 3000.9 & 3000.10.



REVISIONS	
1. No. chgd. from WO/WBM 543.1, notes amended	19.1.89
2. Variant added and dimensions amended	21.11.94.
3. Redrawn & notes amended	11.8.99
4. Legend amended	3.1.02
5. Variants added	23.2.05
6. Notes amended	3.1.07
Before using this drawing, confirm with RNM3 Division that it has not been superseded.	
Drn. A.T.I.	Appd.
Chkd.	Appl. date 2.12.87.
Issue: 3.1.07	
Scale: Photo-reduced	
Title Supplementary Plate	
PART TIME SIGNALS	
WELSH ASSEMBLY GOVERNMENT	
Drwg. no.	WAG/P 543.1