

(80% main 'x'-ht.)

'x'-ht.
80 min
200 max

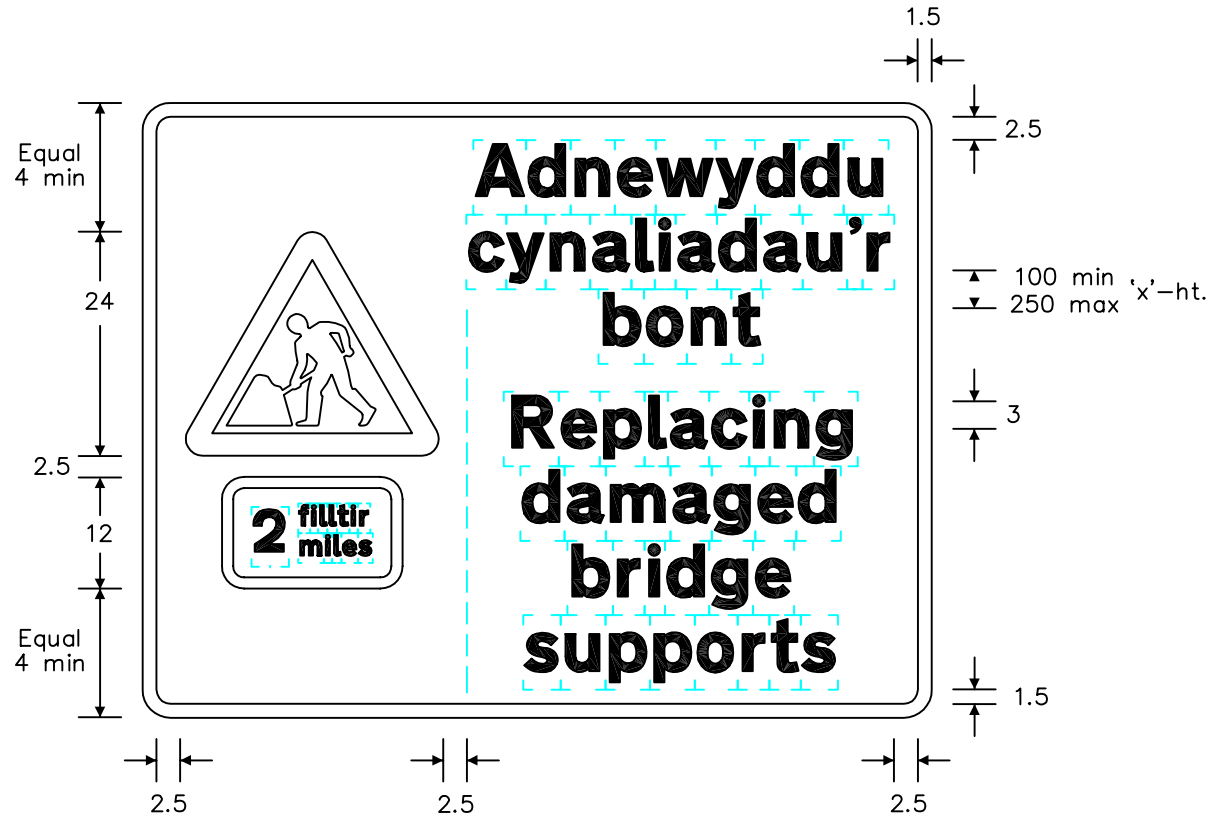


See drawing WAG/P 572
for design details

See drawing WAG/P 570
for design details

Notes:-

1. The legend is from the Transport Heavy alphabet at the 'x'-heights shown.
2. The outlines of the tiles do not form part of the sign.
3. Details of the road works triangle are given on drawing P 7001.
4. The colours are as follows:-
Background (main sign) ————— Yellow
Background (distance plate) ————— White
Legend & borders ————— Black
P 7001 triangle ————— see drwg P 7001
5. The 'x'-heights shown are given in millimetres, all other dimensions are given in stroke widths based on the 'x'-height of the main sign (i.e. 1s/w = 1/4 'x'-height).
6. The illumination of the sign must accord with the requirements of the current 'Traffic Signs Regulations and General Directions'.
7. The order of languages may be reversed if required.
8. See sheets 2, 3 & 4 for variants.

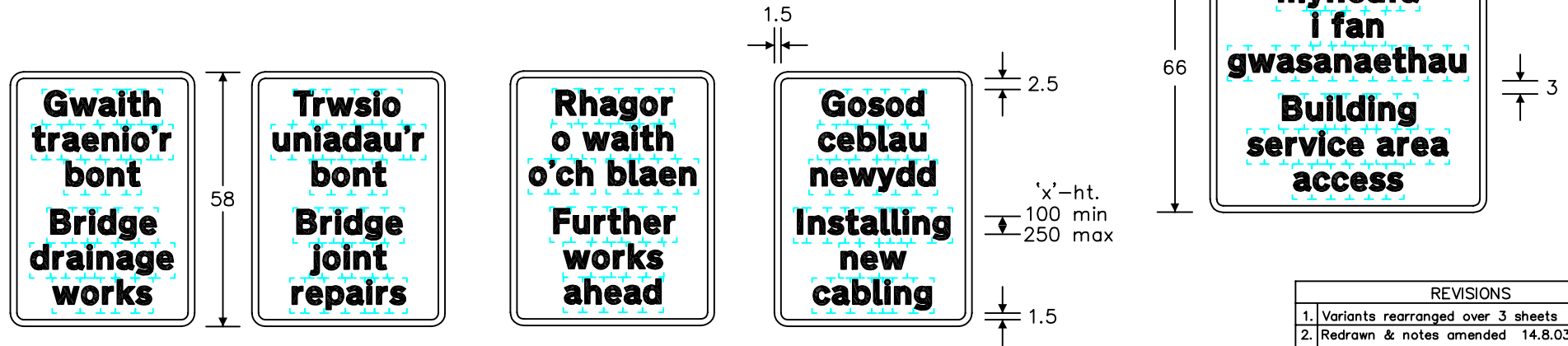


REVISIONS	
1.	Drawing no. chgd. from 338.1 6.10.94
2.	Dimensions and layout amended 21.10.96
3.	Variants rearranged over 3 sheets 5.11.98
4.	Redrawn & notes amended 14.4.03
5.	Notes amended and plate added 14.12.06
Before using this drawing, confirm with RNM3 Division that it has not been superseded.	
Drn. A.T.I.	Appd.
Chkd.	Appl. date 2.5.91
Issue: 14.12.06	
Scale: Photo-reduced	
Title Road Works Signs	
DESCRIPTION AND DISTANCE TO ROAD WORKS	
WELSH ASSEMBLY GOVERNMENT	
Drwg. no.	WAG/P 7004
Sheet 1 of 4	



Notes: -

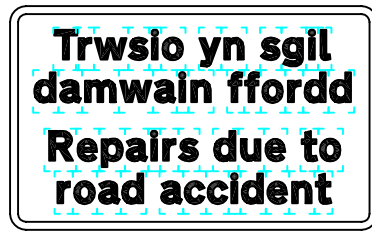
1. The legend is from the Transport Heavy alphabet at the 'x'-heights shown.
2. The colours are as follows:-
Background — Yellow
Legend & border — Black
3. The 'x'-heights shown are given in millimetres, all other dimensions are given in stroke widths (i.e. 1s/w = 1/4'x'-height).
4. The order of languages may be reversed if required.
5. See sheets 1, 3 and 4 for other variants and sheet 1 for other dimensions.



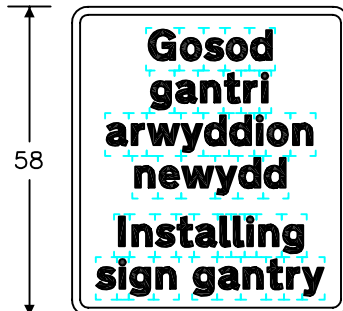
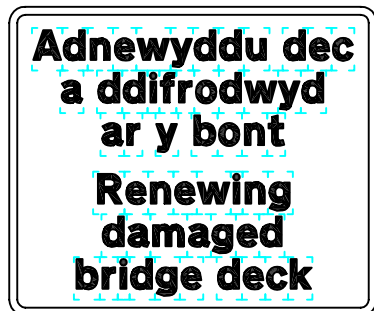
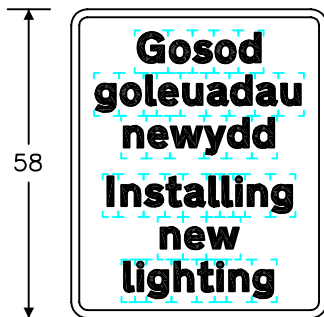
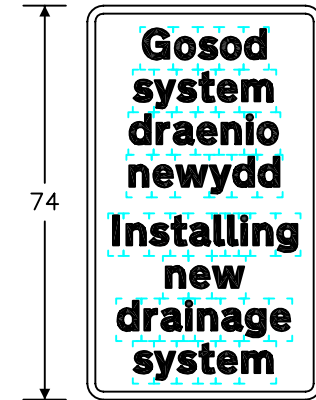
REVISIONS	
1.	Variants rearranged over 3 sheets 5.11.98
2.	Redrawn & notes amended 14.8.03
3.	Redrawn & notes amended 14.12.06
4.	Legends amended 28.8.08
Before using this drawing, confirm with RNM3 Division that it has not been superseded.	
Drn.	A.T.I. Appd.
Chkd.	Appl. date 21.10.96
Issue: 28.8.08	
Scale: Photo-reduced	
Title Road Works Signs	
DESCRIPTION OF WORKS	
Examples of variants	
WELSH ASSEMBLY GOVERNMENT	
Drwg. no.	WAG/P 7004
Sheet 2 of 4	

Notes: -

1. The legend is from the Transport Heavy alphabet at the 'x'-heights shown.
2. The colours are as follows: -
Background ——— Yellow
Legend & border ——— Black
3. The 'x'-heights shown are given in millimetres, all other dimensions are given in stroke widths (i.e. 1s/w = 1/4'x'-height).
4. The order of languages may be reversed if required.
5. See sheets 1, 2 and 4 for other variants and sheet 1 for other dimensions.



100 min
250 max 'x'-ht.



REVISIONS	
1. Variants rearranged over 3 sheets	5.11.98
2. Redrawn & notes amended	14.8.03
3. Redrawn & notes amended	14.12.06

Before using this drawing, confirm with RNM3 Division that it has not been superseded.

Drn. A.T.I.	Appd.
Chkd.	Appl. date 21.10.96
Issue: 14.12.06	

Scale: Photo-reduced
Title: Road Works Signs
DESCRIPTION OF WORKS
Examples of variants

Arolygon
Surveys

26

Trwsio
ffordd
sydd wedi
treulio
Replacing
worn out
road

66

Gwaith
trwsio'r
bont islaw
Repair
work
on bridge
below

Trwsio
ategion gwan
ar y bont
Repairs to
weak bridge
supports

58

Trwsio
wyneb
gwan
Repairs
to weak
surface

Gwaith
cynnal arferol
Routine
maintenance
works

50

Gwaith
gosod wyneb
newydd
Resurfacing
works

100 min 'x'-ht.
250 max

Cynnal
y twnnel
Tunnel
maintenance

42

Adnewyddu
arwyddion
Sign
renewal

Marciau
ffordd
Road
markings

Lledu a
thrwsio'r ffordd
Widening and
road repairs

44

Gwaith wedi'i atal
Tywydd anaddas
Work suspended
Unsuitable weather

1 s/w gap between
the different elements
of the message

2 PART MESSAGES

Trwsio'r ffordd
Defnyddiau'n
caledu
Road repairs
Materials
hardening

60

Notes:-

- The legend is from the Transport Heavy alphabet at the 'x'-heights shown.
- The colours are as follows:-
Background — Yellow
Legend & border — Black
- The 'x'-heights shown are given in millimetres, all other dimensions are given in stroke widths (i.e. 1s/w = 1/4'x'-height).
- The order of languages may be reversed if required.
- See sheets 1, 2 and 3 for other variants and sheet 1 for other dimensions.

REVISIONS	
1.	Variants rearranged over 3 sheets 5.11.98
2.	Redrawn & notes amended 14.8.03
3.	Redrawn & notes amended 14.12.06
Before using this drawing, confirm with RNM3 Division that it has not been superseded.	
Drn.	A.T.I. Appd.
Chkd.	Appl. date 21.10.96
Issue:	14.12.06
Scale:	Photo-reduced
Title	Road Works Signs
DESCRIPTION OF WORKS Examples of variants	
WELSH ASSEMBLY GOVERNMENT	
Drwg. no.	WAG/P 7004
Sheet 4 of 4	