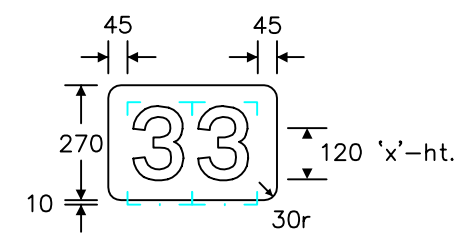
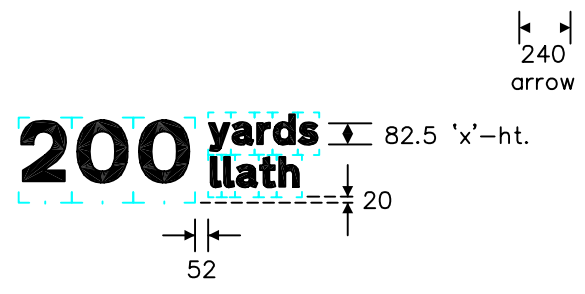
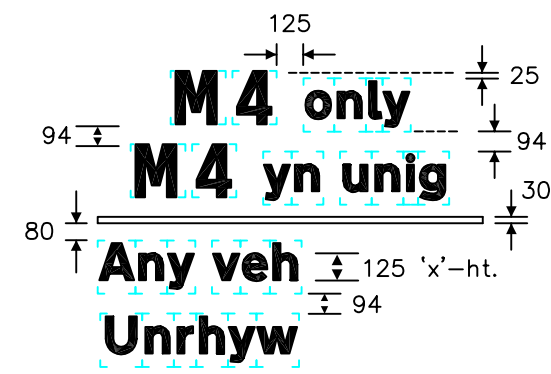
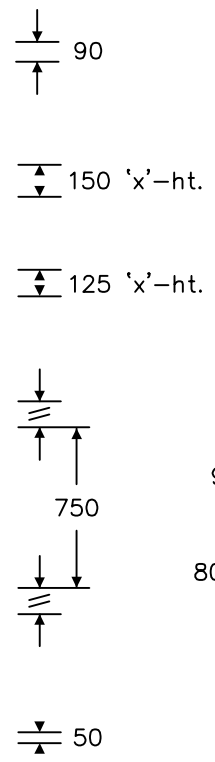
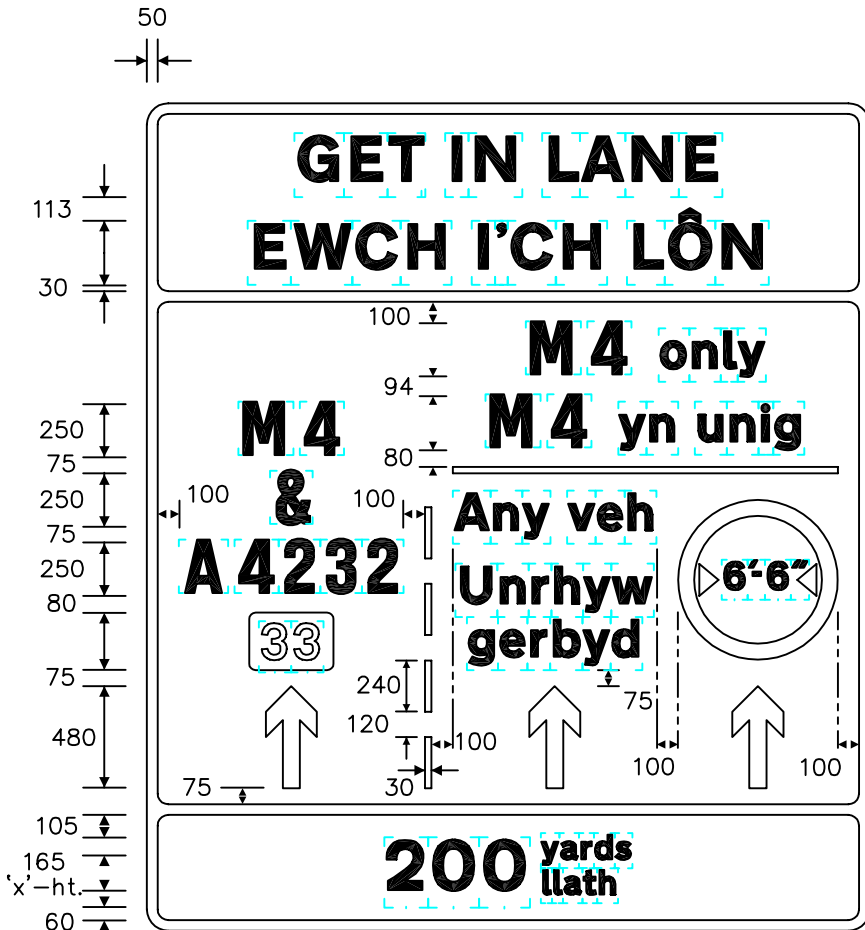


Notes: - © Crown copyright. Transport Wales, Welsh Assembly Government.

1. The legend is from the Transport Heavy alphabet at the 'x'-heights shown.
2. The outlines of the tiles do not form part of the sign.
3. Details of the width restriction roundel are given on drawing P 629.
4. The colours are as follows: -  
 Legend, border, arrows, lane lines & horizontal bar ——— Black  
 Background ——— Yellow  
 Junction no. panel ——— Black  
 Junction no. ——— White (Transport Medium alphabet)
5. All dimensions are given in millimetres.
6. The order of languages may be reversed if required.
7. Any of the elements shown in diagrams 7280 to 7288 inclusive may be used in the main centre panel.  
 Design spaces are given in chapter 7 of the Traffic Signs Manual.



Details of Junction No. panel

REVISIONS	
1.	Redrawn & notes amended 26.9.00
2.	Notes amended 19.12.06
Before using this drawing, confirm with RNM3 Division that it has not been superseded.	
Drn. A.T.I.	Appd.
Chkd.	Appl. date 21.11.96
Issue: 19.12.06	
Scale: Photo-reduced	
Title	Temporary Sign
LANE SPECIFICATION (Lorry Prohibition)	
WELSH ASSEMBLY GOVERNMENT	
Drwg. no.	WAG/P 7201