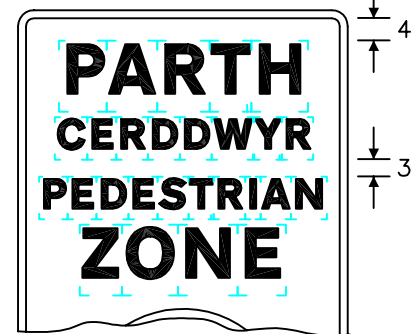
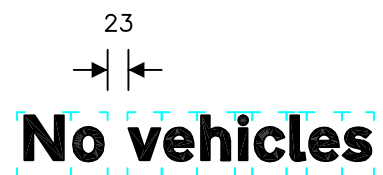


Notes: -

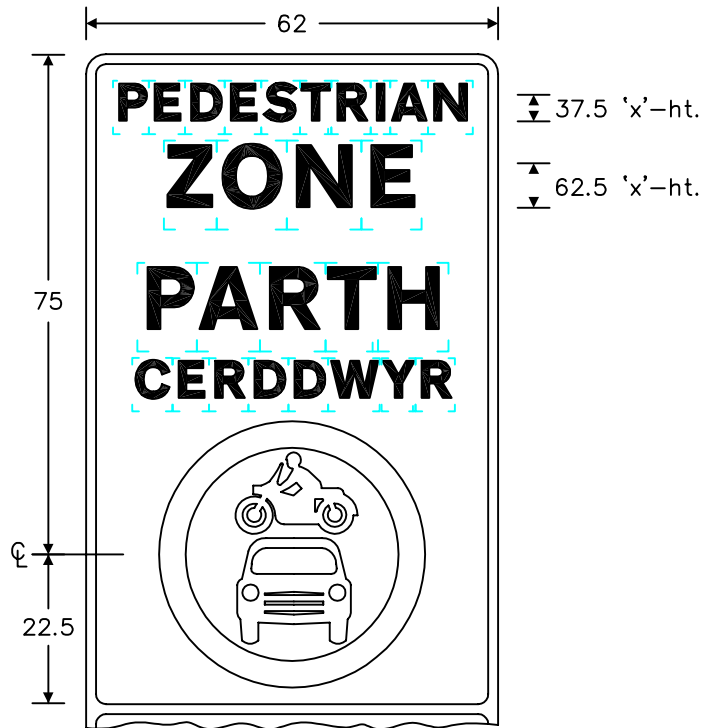
1. The legend is from the Transport Heavy alphabet at the 'x'-heights shown.
2. Lorry symbol details are given on Drwg. No. S 32 sheet 1 and the roundel dimensions are proportional to those shown on drawings P 617 & P 636.
3. The outlines of the tiles do not form part of the sign.
4. The colours are as follows: -
Legend, border & lorry — Black
Background (upper 2 sections) — White
Background (bottom section) — Yellow
Roundels & diagonal bar — Red
Background to 'No waiting' roundel — Blue
5. The sign is designed in accordance with the current design rules.
6. The 'x'-heights are given in millimetres, all other dimensions are in stroke widths based on the 37.5mm 'x'-height (4sw = 'x'-ht.)
7. The order of languages may be reversed if required.
8. See sheets 2 to 4 for other variants.

* This dimension is determined by the tallest message to be displayed



Dimensions used when the Welsh legend is positioned above the English

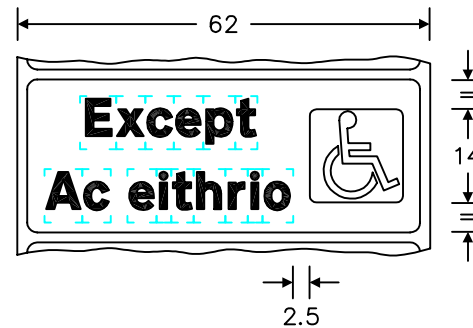
REVISIONS	
1.	Number changed from WO/WBM 344 14.2.96
2.	Redrawn & notes amended 17.8.99
3.	Legend & notes amended 25.1.02
4.	Dimensions amended 31.1.03
5.	Dimensions changed 22.3.05
6.	Notes amended 7.2.07
Before using this drawing, confirm with RNM3 Division that it has not been superseded.	
Drn.	A.T.I.
Appd.	
Chkd.	Appl. date 23.8.99
Issue: 7.2.07	
Scale: Photo-reduced	
Title Regulatory Signs	
RESTRICTED ENTRY TO A PEDESTRIAN ZONE (Variable Message)	
WELSH ASSEMBLY GOVERNMENT	
Drwg. no.	WAG/P 618.3A
Sheet 1 of 4	



Notes: -

1. The legend is from the Transport Heavy alphabet at the 'x'-heights shown.
2. Disabled symbol details are given on drawing S 45 sheet 1 and the roundel dimensions are proportional to those shown on drawings P 617 & P 636.
3. The outlines of the tiles do not form part of the sign.
4. The colours are as follows: -
 Legends & borders _____ Black
 Backgrounds _____ White
 Background ('No Waiting' panel) _____ Yellow
 Roundels & diagonal bar _____ Red
 Background to 'No waiting' roundel _____ Blue
 Car & Motorcycle symbols _____ Black
 Disabled symbol _____ White
 Disabled tile _____ Blue
5. The sign is designed in accordance with the current design rules.
6. The 'x'-heights are given in millimetres, all other dimensions are in stroke widths based on the 37.5mm 'x'-height (4sw = 'x'-ht.)
7. The order of languages may be reversed if required.
8. See sheets 3 and 4 for other variants.

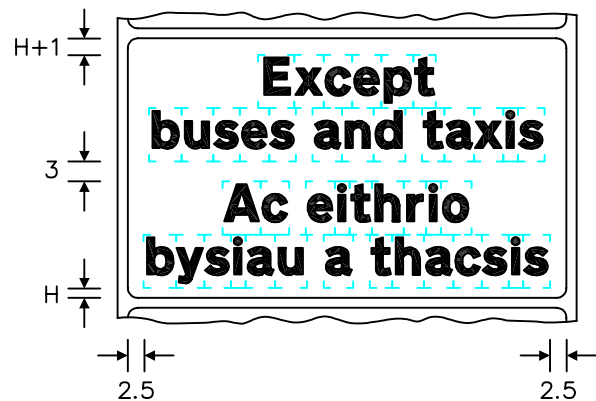
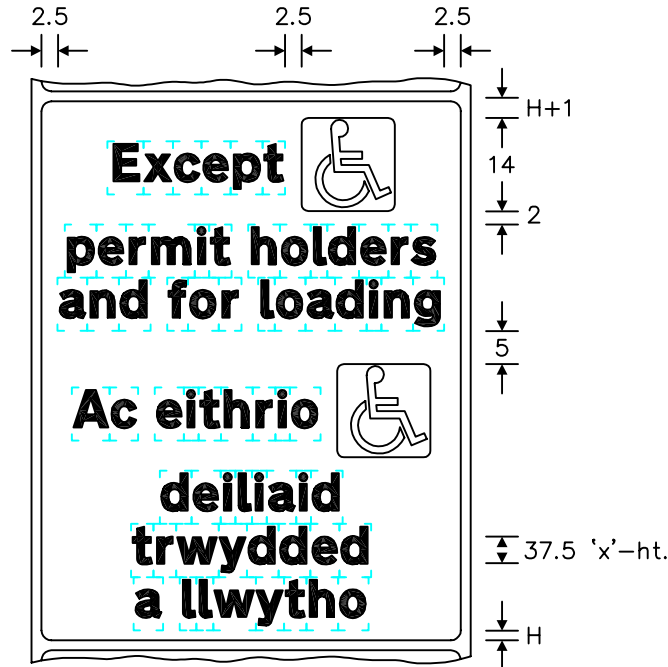
6 am - 8 pm
1.5 1.5



REVISIONS	
1.	Number changed from WO/WBM 344 14.2.96
2.	Redrawn & notes amended 17.8.99
3.	Legend & notes amended 25.1.02
4.	Dimensions amended 31.1.03
5.	Variants added & notes amended 22.3.05
6.	Notes amended 7.2.07
Before using this drawing, confirm with RNM3 Division that it has not been superseded.	
Drn.	A.T.I. Appd.
Chkd.	Appl. date 23.8.89
Issue: 7.2.07	
Scale: Photo-reduced	
Title Regulatory Signs	
RESTRICTED ENTRY TO A PEDESTRIAN ZONE (Variable Message)	
WELSH ASSEMBLY GOVERNMENT	
Drwg. no.	WAG/P 618.3A
Sheet 2 of 4	

Notes: -

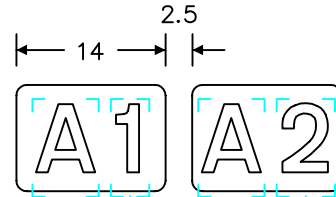
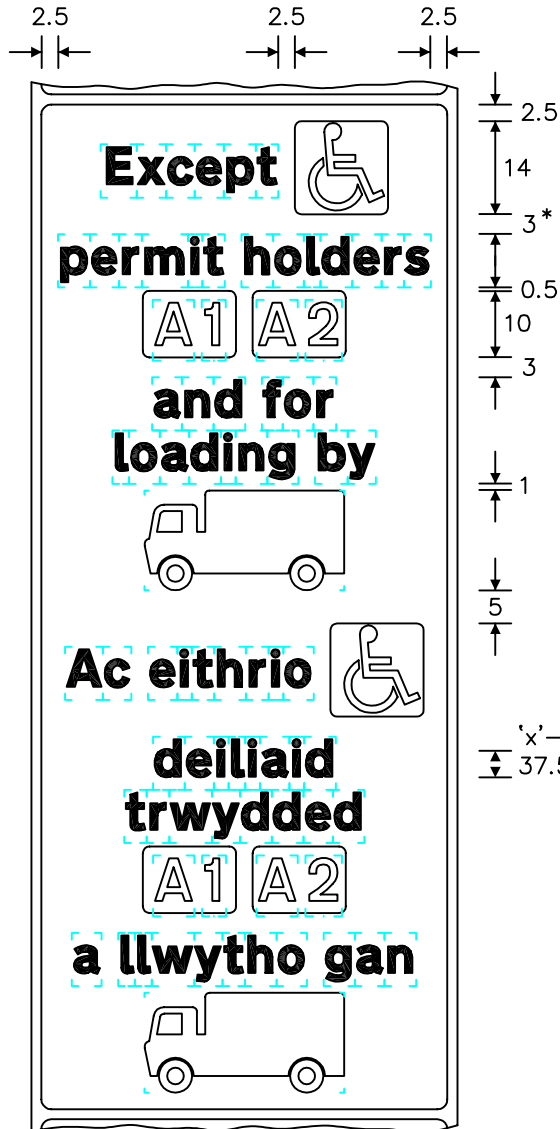
1. The legend is from the Transport Heavy alphabet at the 'x'-height shown.
2. Disabled symbol details are given on drawing S 45 sheet 1.
3. The outlines of the tiles do not form part of the sign.
4. The colours are as follows: -
 - Legends & borders ————— Black
 - Backgrounds ————— White
 - Disabled symbol ————— White
 - Disabled tile ————— Blue
5. The sign is designed in accordance with the current design rules.
6. The 'x'-heights are given in millimetres, all other dimensions are in stroke widths (4sw = 'x'-ht.)
7. The order of languages may be reversed if required.
8. See sheets 2 and 4 for other variants.



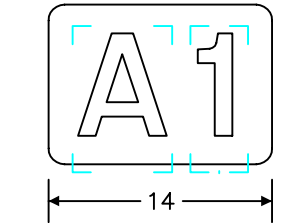
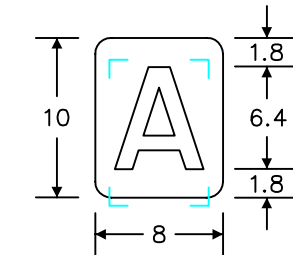
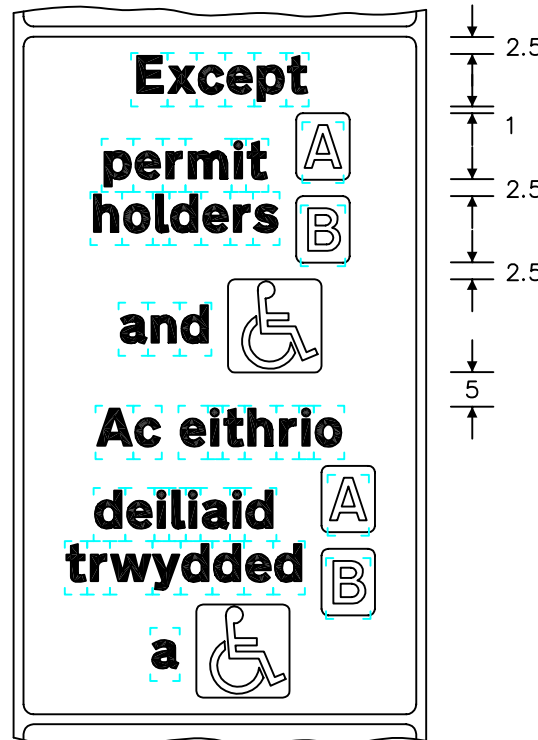
REVISIONS	
1.	Number changed from WO/WBM 344 14.2.96
2.	Redrawn & notes amended 17.8.99
3.	Legend & notes amended 25.1.02
4.	Dimensions amended 31.1.03
5.	Variants added & notes amended 22.3.05
6.	Notes amended 7.2.07
7.	Legend amended 1.10.08
Before using this drawing, confirm with RNM3 Division that it has not been superseded.	
Drn.	A.T.I. Appd.
Chkd.	Appl. date 23.8.89
Issue: 1.10.08	
Scale: Photo-reduced	
Title Regulatory Signs	
RESTRICTED ENTRY TO A PEDESTRIAN ZONE (Variable Message)	
WELSH ASSEMBLY GOVERNMENT	
Drwg. no.	WAG/P 618.3A
Sheet 3 of 4	

Notes:-

1. The legend is from the Transport Heavy alphabet at the 'x'-height shown. The permit code characters are from the Transport Medium alphabet.
 2. Details of the lorry and disabled symbols are given on drawings S 32 sheet 1 and S 45 respectively.
 3. The outlines of the tiles do not form part of the sign.
 4. The colours are as follows:-
Background _____ White
Legend, border & lorry symbol _____ Black
Disabled symbol _____ White
Disabled tile _____ Blue
- The permit code characters and tiles may be in any contrasting colours.
5. The sign is designed in accordance with the current design rules.
 6. The 'x'-heights are given in millimetres, all other dimensions are in stroke widths (4sw = 'x'-ht.)
 7. The order of languages may be reversed if required.
 8. See sheets 2 and 3 for other variants.



* This dimension is reduced to 2sw when there are no permit code tiles



This width is increased to 20sw when a third character is added

REVISIONS	
1.	Number changed from WO/WBM 343 9.2.96
2.	Note 11 added 14.1.99
3.	Redrawn & notes amended 17.8.99
4.	Legend amended 28.1.03
5.	Variants added & notes amended 15.3.05
6.	Notes amended 7.2.07
7.	Legend amended 2.10.08
Before using this drawing, confirm with RNM3 Division that it has not been superseded.	
Drn.	A.T.I. Appd.
Chkd.	Appl. date 23.8.99
Issue: 2.10.08	
Scale: Photo-reduced	
Title Regulatory Signs	
RESTRICTED ENTRY TO A PEDESTRIAN ZONE (Permitted Variants)	
WELSH ASSEMBLY GOVERNMENT	
Drwg. no. WAG/P 618.3A	
Sheet 4 of 4	