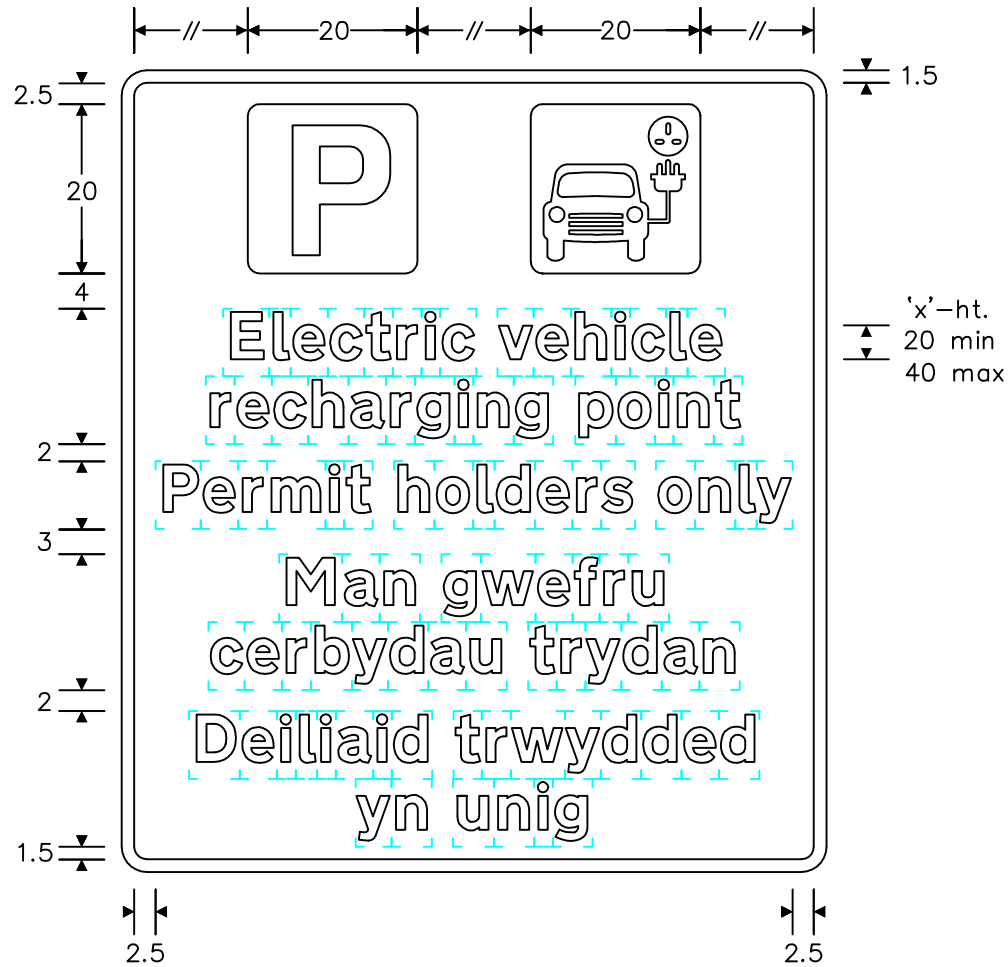
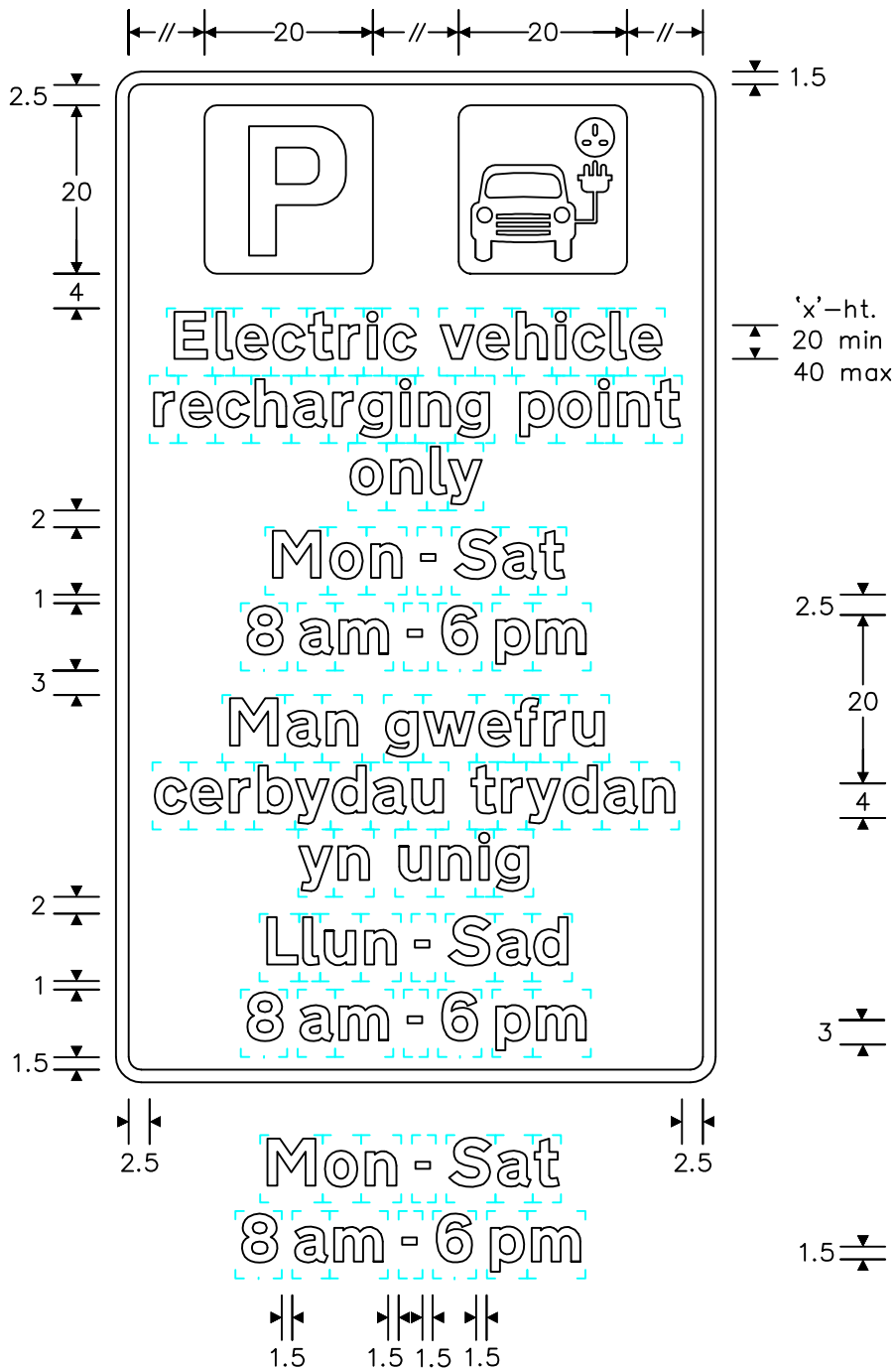


Notes: -

1. The legend is from the Transport Heavy alphabet at the 'x'-heights shown.
2. The outlines of the tiles do not form part of the sign.
3. Details of the 'P' symbol are given on drwg. S 43.
4. Details of the 'electric vehicle' symbol are given on drwg. S 65.
5. The colours are as follows: -  
 Background \_\_\_\_\_ White      Electric car symbol \_\_\_\_\_ White  
 Legend, border \_\_\_\_\_ Black      Electric car tile \_\_\_\_\_ Black  
 'P' symbol \_\_\_\_\_ White  
 'P' tile \_\_\_\_\_ Blue
6. The illumination of the sign must accord with the requirements of the current 'Traffic Signs Regulations and General Directions'.
7. The 'x'-heights shown are given in millimetres, all other dimensions are given in stroke widths (i.e. 1s/w = 1/4 'x'-height).
8. The order of languages may be reversed if required.
9. See sheets 2 and 3 for further variants

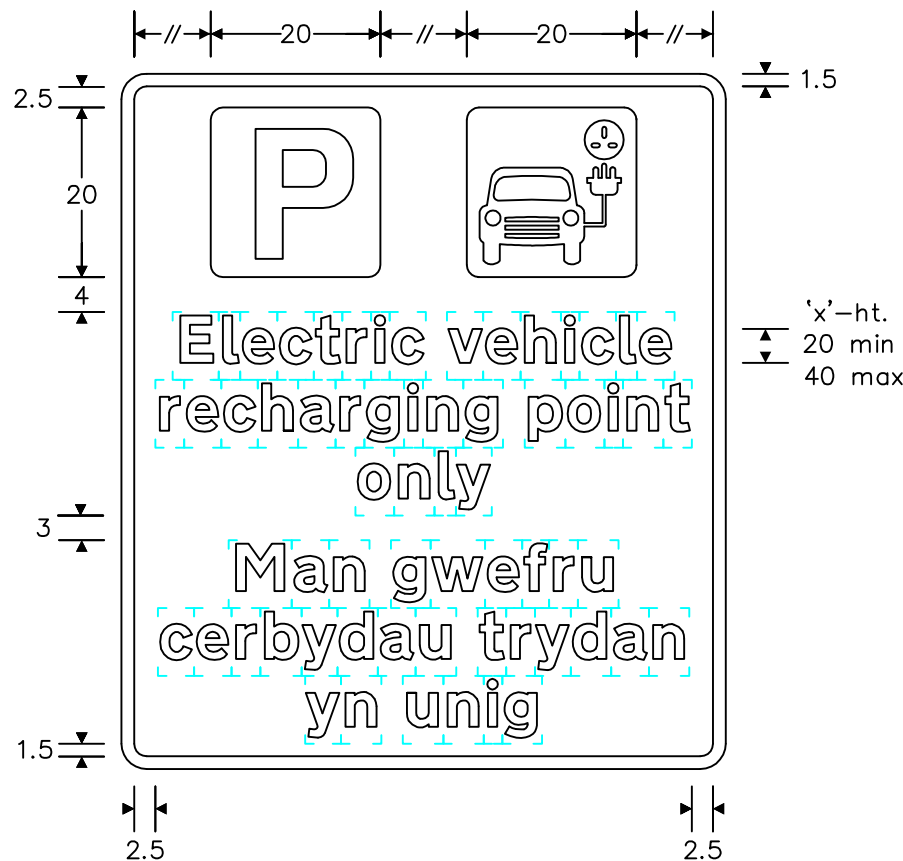


REVISIONS	
Before using this drawing, confirm with RNM3 Division that it has not been superseded.	
Drn. G.A.T.	Appd.
Chkd.	Appl. date 31.1.12
Issue: 30.3.12	
Scale: Photo-reduced	
Title	Regulatory Sign
ELECTRIC VEHICLE RECHARGING POINT	
WELSH GOVERNMENT	
Drwg. no.	WAG/P 660.9
Sheet 1 of 3	

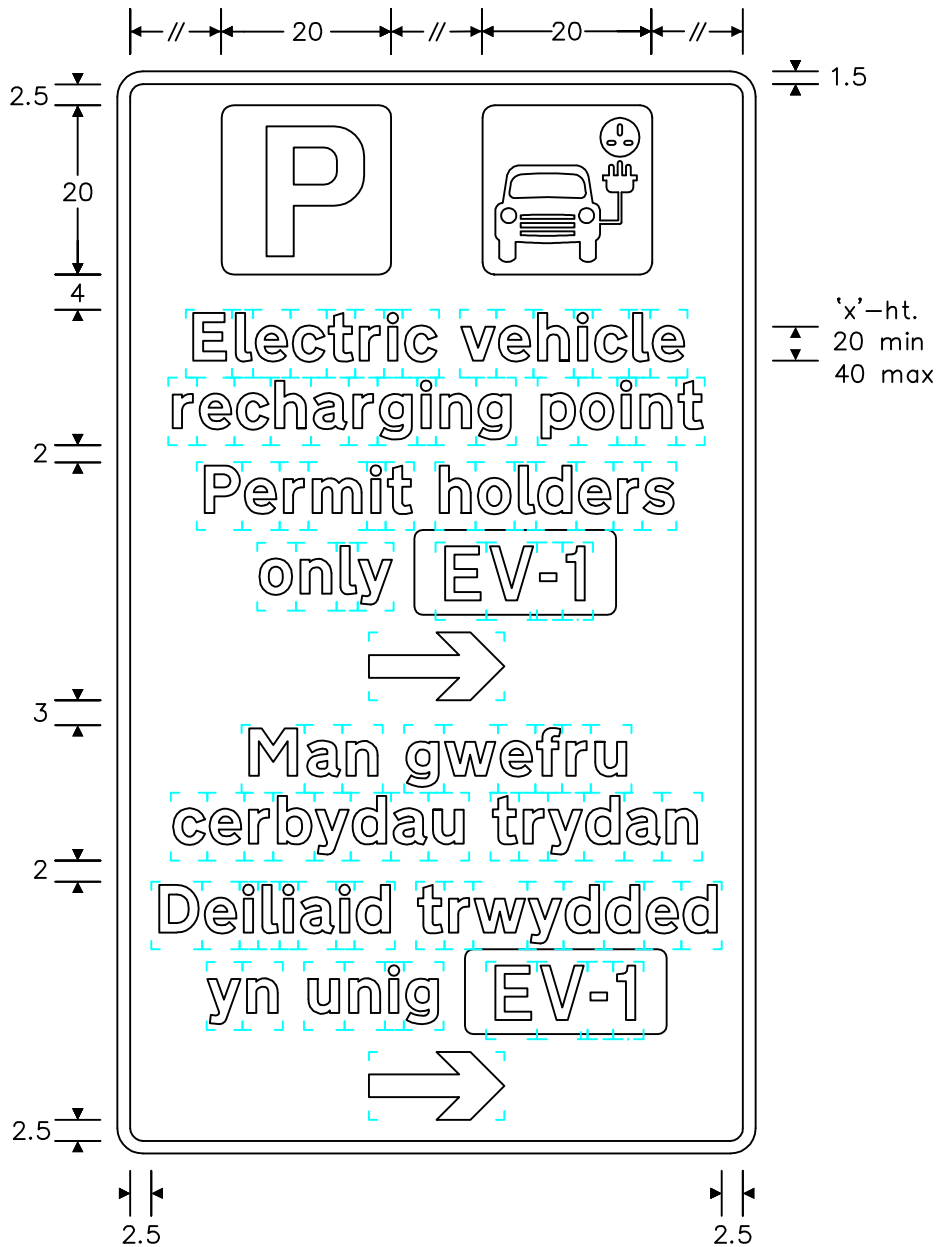


Notes: -

1. The legend is from the Transport Heavy alphabet at the 'x'-heights shown.
2. The outlines of the tiles do not form part of the sign.
3. Details of the 'P' symbol are given on drwg. S 43.
4. Details of the 'electric vehicle' symbol are given on drwg. S 65.
5. The colours are as follows: -  
 Background \_\_\_\_\_ White      Electric car symbol \_\_\_\_\_ White  
 Legend, border \_\_\_\_\_ Black      Electric car tile \_\_\_\_\_ Black  
 'P' symbol \_\_\_\_\_ White  
 'P' tile \_\_\_\_\_ Blue
6. The illumination of the sign must accord with the requirements of the current 'Traffic Signs Regulations and General Directions'.
7. The 'x'-heights shown are given in millimetres, all other dimensions are given in stroke widths (i.e. 1s/w = 1/4 'x'-height).
8. The order of languages may be reversed if required.
9. See sheets 1 and 3 for further variants



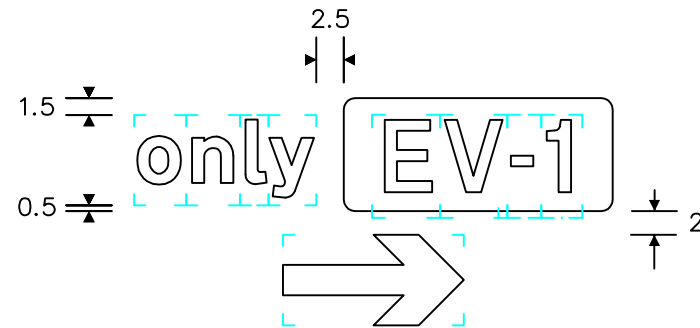
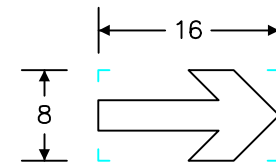
REVISIONS	
Before using this drawing, confirm with RNM3 Division that it has not been superseded.	
Drn. G.A.T.	Appd.
Chkd.	Appl. date 31.1.12
Issue: 30.3.12	
Scale: Photo-reduced	
Title	Regulatory Sign
ELECTRIC VEHICLE RECHARGING POINT	
WELSH GOVERNMENT	
Drwg. no.	WAG/P 660.9
Sheet 2 of 3	



Notes:-

- The legend is from the Transport Heavy alphabet at the 'x'-heights shown.
- The outlines of the tiles do not form part of the sign.
- Details of the 'P' symbol are given on drwg. S 43.
- Details of the 'electric vehicle' symbol are given on drwg. S 65.
- The colours are as follows:-
 

Background	White	Electric car symbol	White
Legend, border	Black	Electric car tile	Black
'P' symbol	White	Code letter	White
'P' tile	Blue	Code letter tile	Black
Arrow	Black		
- The illumination of the sign must accord with the requirements of the current 'Traffic Signs Regulations and General Directions'.
- The 'x'-heights shown are given in millimetres, all other dimensions are given in stroke widths (i.e. 1s/w = 1/4'x'-height).
- The order of languages may be reversed if required.
- See sheets 1 and 2 for further variants



REVISIONS	
Before using this drawing, confirm with RNM3 Division that it has not been superseded.	
Drn. G.A.T.	Appd.
Chkd.	Appl. date 31.1.12
Issue: 30.3.12	
Scale: Photo-reduced	
Title	Regulatory Sign
ELECTRIC VEHICLE RECHARGING POINT	
WELSH GOVERNMENT	
Drwg. no.	WAG/P 660.9
Sheet 3 of 3	