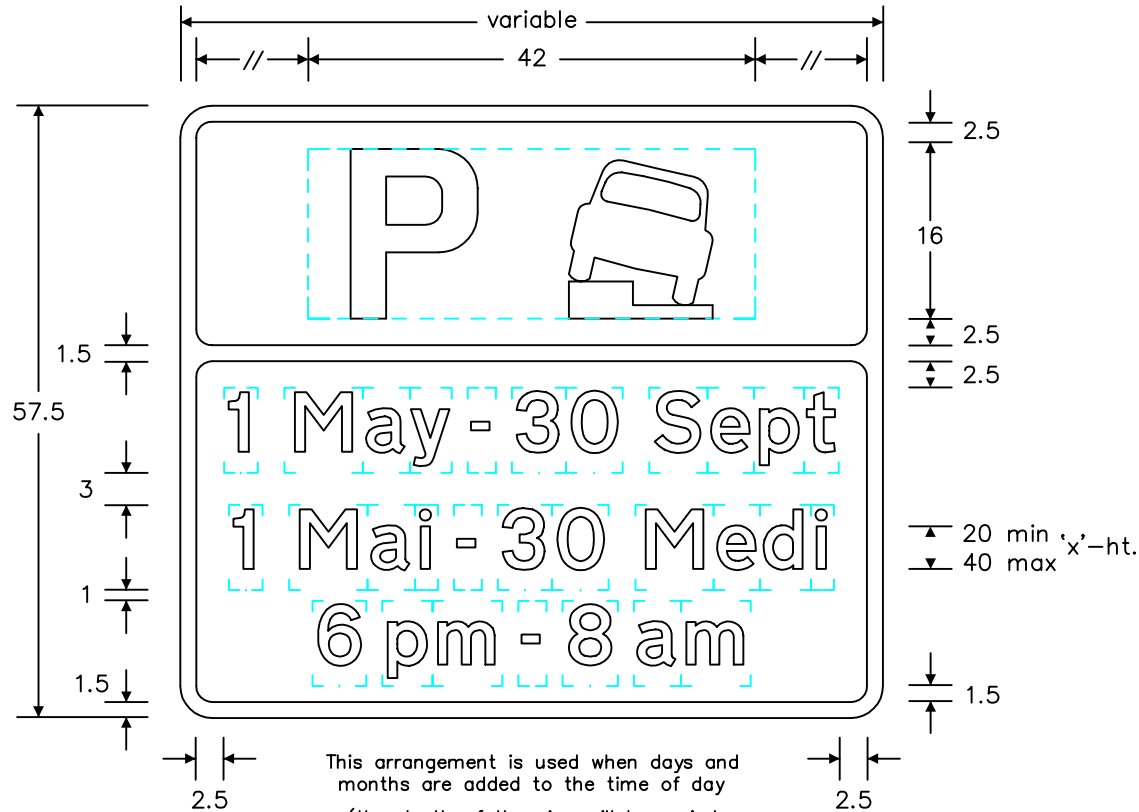


Details of combined 'P' and Car tile



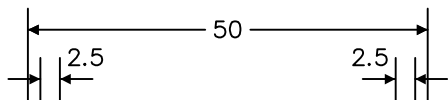
Notes:-

1. The legend is from the Transport Medium alphabet at the 'x'-heights shown.
2. Details of the Car and 'P' symbols are given on drwgs. S 19 & S 43.
3. The outlines of the tiles do not form part of the sign.
4. The colours are as follows:-
Background — Blue
Legend, borders and symbols — White
5. The 'x'-heights shown are given in millimetres, all other dimensions are given in stroke widths (i.e. 1s/w = 1/4'x'-height).
6. The illumination of the sign must accord with the requirements of the current 'Traffic Signs Regulations and General Directions'.
7. The sign is designed in accordance with the current design rules.
8. The order of languages may be reversed if required.

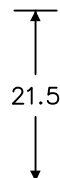




This arrangement is used when days and months are added to the time of day
(the depth of the sign will be varied according to the times used)

REVISIONS	
1.	Colours & sizes amended 16.4.84
2.	Redrawn 31.5.85
3.	Redrawn & variant added 29.4.88
4.	Legend & dims. amended, no. chgd. from 801.5 20.6.96
5.	Redrawn & notes amended 20.8.03
6.	Notes amended 15.2.07
Before using this drawing, confirm with RNM3 Division that it has not been superseded.	
Drn.	A.T.I.
Appd.	
Chkd.	Appl. date 13.2.76
Issue: 15.2.07	
Scale: Photo-reduced	
Title: Regulatory Sign	
VERGE OR FOOTWAY PARKING	
WELSH ASSEMBLY GOVERNMENT	
Drwg. no.	WAG/P 667.1
Sheet 1 of 2	

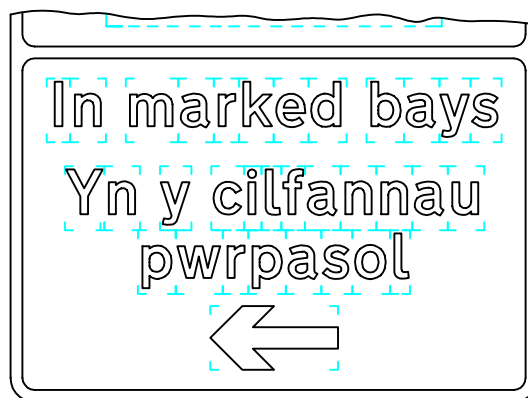


When length of legend exceeds 42 sw use two lines as shown opposite (when times of day only are used)



Notes: -

1. The legend is from the Transport Medium alphabet at the 'x'-heights shown.
2. Details of the Car and 'P' symbols are given on drwgs. S 19 & S 43.
3. The outlines of the tiles do not form part of the sign.
4. The colours are as follows: -
Background — Blue
Legend, borders — White
symbols and arrow — White
5. The 'x'-heights shown are given in millimetres, all other dimensions are given in stroke widths (i.e. 1s/w = 1/4'x'-height).
6. The illumination of the sign must accord with the requirements of the current 'Traffic Signs Regulations and General Directions'.
7. The sign is designed in accordance with the current design rules.
8. The order of languages may be reversed if required.
9. See sheet 1 for further details.



REVISIONS	
1.	Colours & sizes amended 16.4.84
2.	Redrawn 31.5.85
3.	Redrawn & variant added 29.4.88
4.	Legend & dims. amended, no. chgd. from 801.5 20.6.96
5.	Redrawn & notes amended 20.8.03
6.	Notes amended 15.2.07
Before using this drawing, confirm with RNM3 Division that it has not been superseded.	
Drn.	A.T.I.
Appd.	
Chkd.	Appl. date 13.2.76
Issue: 15.2.07	
Scale: Photo-reduced	
Title	Regulatory Sign
VERGE OR FOOTWAY PARKING	
WELSH ASSEMBLY GOVERNMENT	
Drwg. no.	WAG/P 667.1
Sheet 2 of 2	