
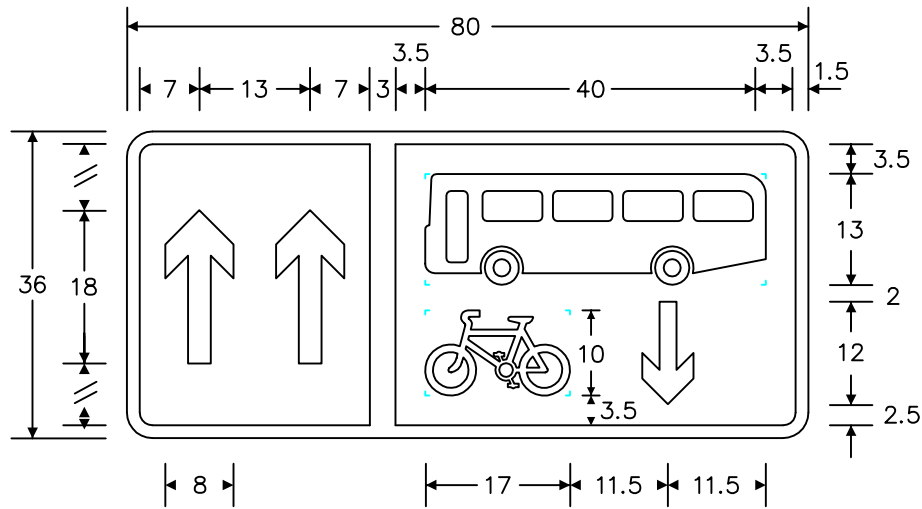
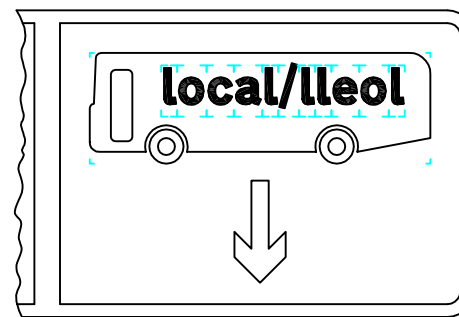


Notes:-

1. The words 'local/lleol' on the bus symbol are from the Transport Heavy alphabet.
2. Symbol details are given on drawings S 24 (cycle) and WAG/S 25 (bus). The symbols must always face left.
3. The outlines of the tiles do not form part of the sign.
4. The colours are as follows:-
 Legend, symbols _____ White
 border & arrows _____
 Legend on bus symbol _____ Black
 Background _____ Blue
5. The 'x'-heights shown are given in millimetres, all other dimensions are given in stroke widths (i.e. 1s/w = 1/4'x'-height).
6. The order of languages may be reversed if required.
7. The number of ahead arrows may be varied and the sign width adjusted to suit, in increments of 13 stroke widths.
8. The cycle symbol may be omitted. The legend 'local/lleol' may be added to the bus symbol.



Variant
for use with local bus lane



Variant
showing position of arrow
when cycle is omitted

REVISIONS	
1. Redesigned & no. chgd. from 653	4.10.96
2. '& coaches' legend removed	7.11.03
3. Notes amended	19.3.07
Before using this drawing, confirm with RNM3 Division that it has not been superseded.	
Drn. A.T.I.	Appd.
Chkd.	Appl. date 13.10.75
Issue: 19.3.07	
Scale: Photo-reduced	
Title	
Regulatory Sign	
CONTRA-FLOW BUS LANE	
WELSH ASSEMBLY GOVERNMENT	
Drwg. no.	WAG/P 960