
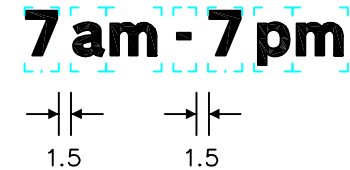
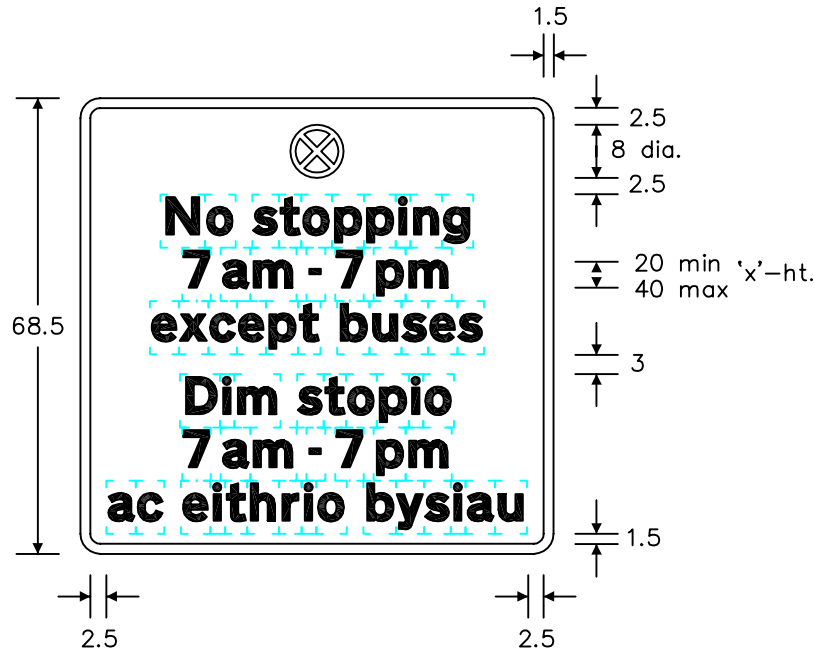


Notes: -

1. The legend is from the Transport Heavy alphabet at the 'x'-heights shown.
2. The outlines of the tiles do not form part of the sign.
3. The roundel is proportional to that shown on drawing P 642.
4. The colours are as follows: -
 Background _____ Yellow
 Legend and border _____ Black
 Roundel border & diagonals _____ Red
 Roundel background _____ Blue
5. The illumination of the sign must accord with the requirements of the current 'Traffic Signs Regulations and General Directions'.
6. The 'x'-heights shown are given in millimetres, all other dimensions are given in stroke widths (i.e. $1s/w = 1/4 'x'$ -height).
7. The order of languages may be reversed if required.



VARIANTS



REVISIONS	
1.	Legend amended 8.11.82
2.	Lay-out amended 23.1.85
3.	Dims. & legend amended, no. chgd from 650 17.10.96 WO/P 975 added.
4.	Redrawn & notes amended 13.12.99
5.	Legend on 975 amended 14.5.03
6.	Drawings put on separate sheets 27.10.05 Before using this drawing, confirm with RNM3 Division that it has not been superseded.
Drn.	A.T.I.
Appd.	
Chkd.	Appl. date 13.10.80
Issue: 27.10.05	
Scale: Photo-reduced	
Title Regulatory Signs	
NO STOPPING EXCEPT BUSES	
WELSH ASSEMBLY GOVERNMENT	
Drwg. no.	WAG/P 974