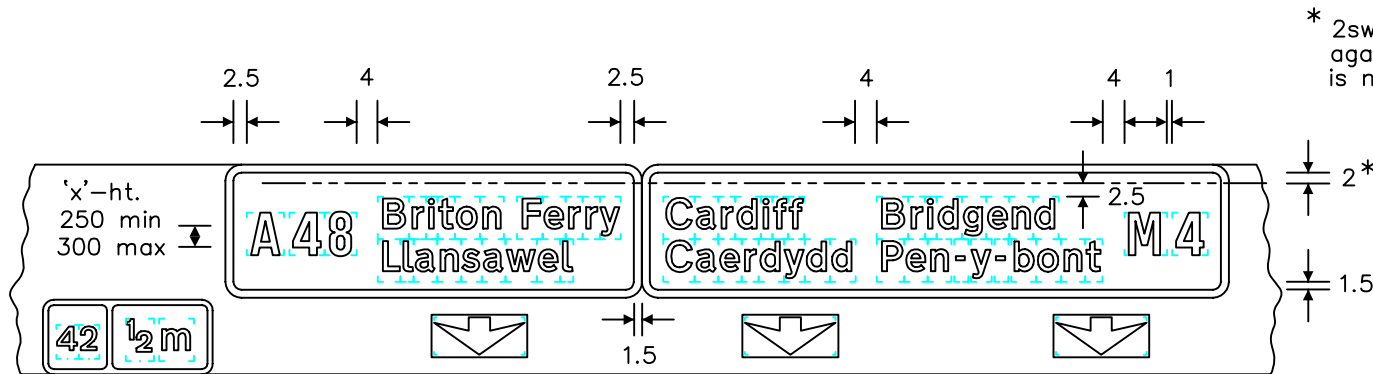
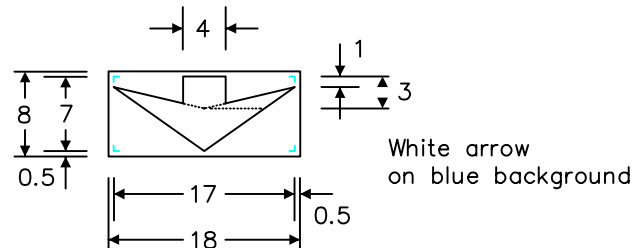
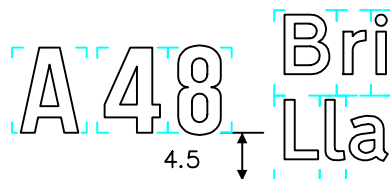


Notes: -

- The legends are from the Transport Medium and Motorway alphabets at the 'x'-heights shown.
- The outlines of the tiles do not form part of the sign.
- The colours are as follows: -
 - Arrow & border ————— White
 - Destination & mileage ——— White (Transport Medium alphabet)
 - Route number ————— White (Motorway alphabet)
 - Background ————— Blue
 - Junction no. patch: -
 - Background ————— Black
 - Border ————— White
 - Number ————— White (Transport Medium alphabet)
- The illumination of the sign must accord with the requirements of the current 'Traffic Signs Regulations and General Directions'.
- The 'x'-heights shown are given in millimetres, all other dimensions are given in stroke widths (i.e. 1s/w = 1/4'x'-height).
- The sign is designed in accordance with the current design rules.
- The order of languages may be reversed if required.



* 2sw added when the sign is against the sky and there is no grey backing board



REVISIONS	
1.	Dims. amended, no. chgd. from 908.2 6.2.98
2.	Redrawn & notes amended 31.8.00
3.	Redrawn & notes amended 19.11.04
Before using this drawing, confirm with RNM3 Division that it has not been superseded.	
Drn.	A.T.I.
Appd.	
Chkd.	Appl. date 26.9.89
Issue: 19.11.04	
Scale: Photo-reduced	
Title	Motorway Gantry Sign
ADVANCE DIRECTION SIGN (Lane loss through junction)	
WELSH ASSEMBLY GOVERNMENT	
Drwg. no.	WAG/P 2909