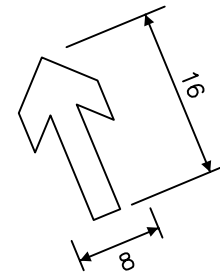
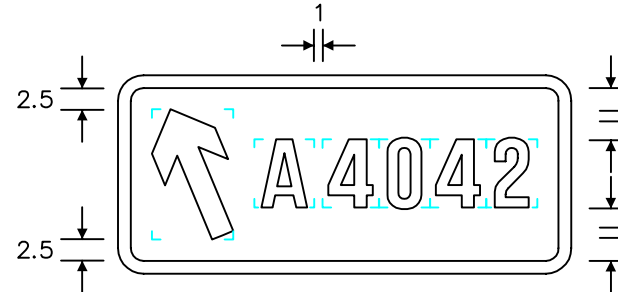
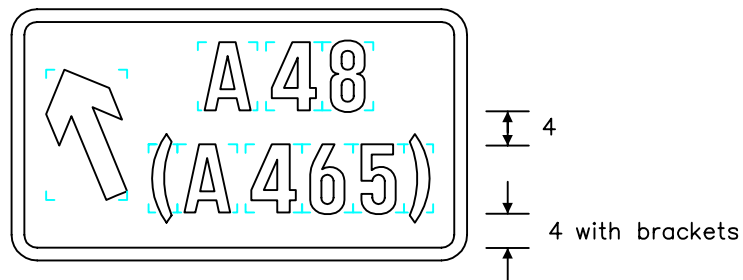
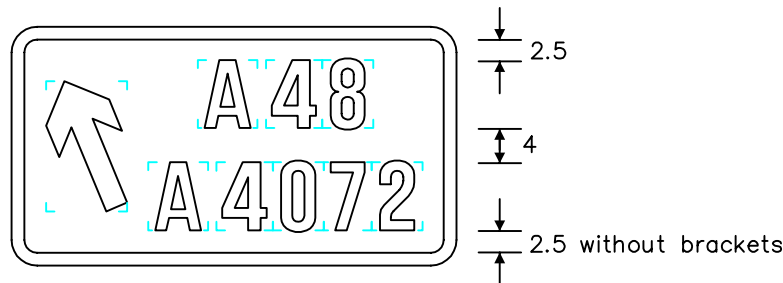
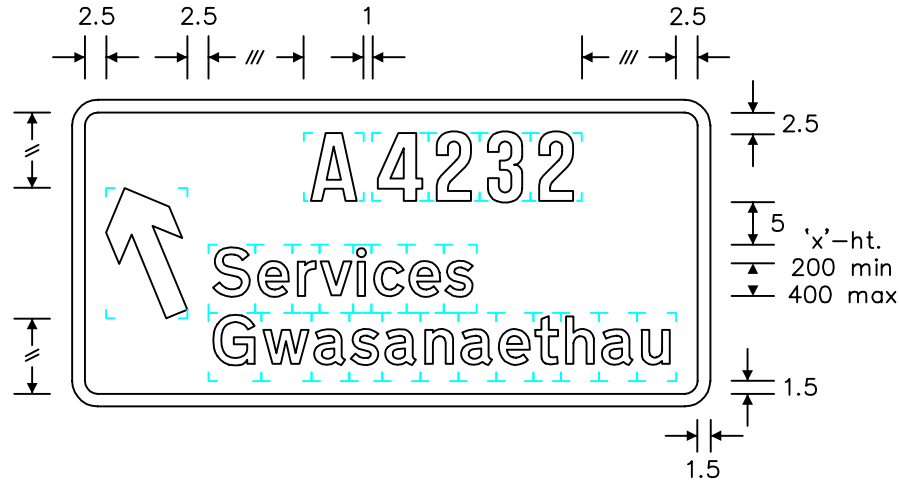


Notes:-

1. The legends are from the Transport Medium and Motorway alphabets at the 'x'-heights shown.
2. The outlines of the tiles do not form part of the sign.
3. The colours are as follows:-
 Arrow and border — White
 Legend — White (Transport Medium alphabet)
 Route number — White (Motorway alphabet)
 Background — Blue
4. The illumination of the sign must accord with the requirements of the current 'Traffic Signs Regulations and General Directions'.
5. The 'x'-heights shown are given in millimetres, all other dimensions are given in stroke widths (i.e. 1s/w = 1/4'x'-height).
6. The sign is designed in accordance with the current design rules.
7. The order of languages may be reversed if required.



REVISIONS	
1.	Variants added & dims. amended 23.5.89
2.	Dims amended, nos. chgd. from 910 & 910.1 10.2.98
3.	Redrawn & notes amended 31.8.00
4.	Layout & notes amended 19.11.04
5.	Layout amended, variant added 30.11.06
Before using this drawing, confirm with RNM3 Division that it has not been superseded.	
Drn.	A.T.I.
Appd.	
Chkd.	Appl. date 8.5.84
Issue: 30.11.06	
Scale: Photo-reduced	
Title Motorway Directional Signs	
ROUTE NUMBER	
DIRECTION SIGN	
INDICATING MOTORWAY	
EXIT ROAD	
WELSH ASSEMBLY GOVERNMENT	
Drwg. no.	WAG/P 2910