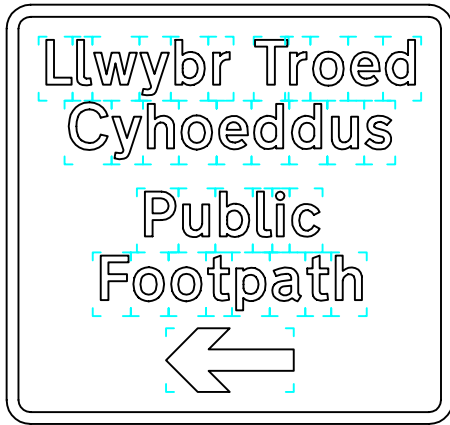


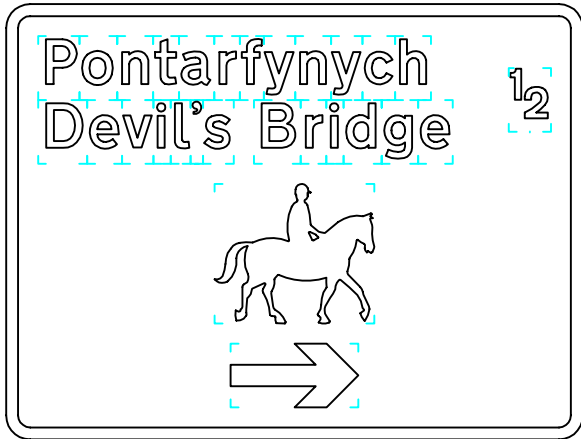
capital letter height 'x'-ht.
 35 min ▲ 25 min ▲
 70 max ▼ 50 max ▼



3
 1.5
 8

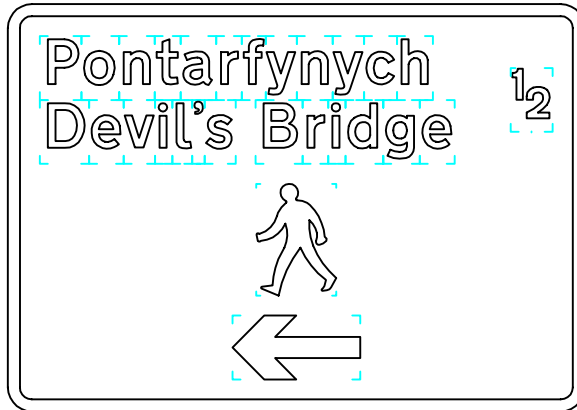
2.5
 16
 2.5

'x'-ht.
 25 min ▲ 12.5 min
 50 max ▼ 25 max
 200 lath yards
 0.5
 1.25



2.5
 2.5
 17.5
 2.5
 2.5

2.5
 14
 2.5



7

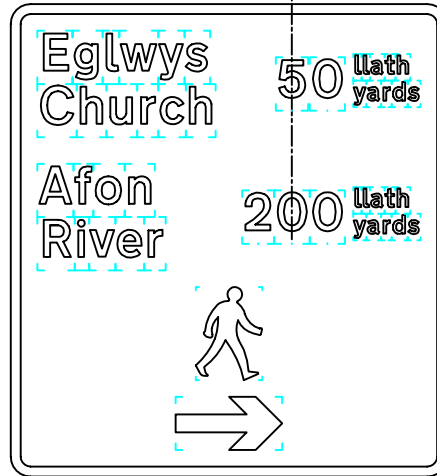
- Notes:-
1. The legend shown is from the Transport Medium alphabet. Other lettering style, with capital letter heights as shown, may be used. The 'x'-heights shown apply to the Transport alphabet.
 2. Symbol details are given on drawings S2 and S8.
 3. The outlines of the tiles do not form part of the sign.
 4. COLOURS:-
 The background, border, symbol and lettering may be in any contrasting colours except red. Where Transport alphabet is used, Transport Medium should be used for light characters on a dark background and Transport Heavy for dark characters on a light background.
 5. The 'x'-heights shown are given in millimetres, all other dimensions are given in stroke widths based on the main legend (i.e. 1s/w = 1/4'x'-height).
 6. The illumination of the sign must accord with the requirements of the current 'Traffic Signs Regulations and General Directions'.
 7. The order of languages may be reversed if required.
 8. See sheet 2 for other variants.

REVISIONS	
1.	Redrawn & notes amended 24.8.00
2.	Redrawn & notes amended 26.8.04
3.	Variants added 7.11.06
Before using this drawing, confirm with RNM3 Division that it has not been superseded.	
Drn. A.T.I.	Appd.
Chkd.	Appl. date 24.3.97
Issue: 7.11.06	
Scale: Photo-reduced	
Title Direction Signs for Pedestrians DIRECTION OF PUBLIC FOOTPATH OR BRIDLEWAY (variants)	
WELSH ASSEMBLY GOVERNMENT	
Drwg. no. WAG/P 2610.1	
Sheet 1 of 2	

capital letter height
35 min \uparrow 25 min \downarrow
70 max \downarrow 50 max \uparrow

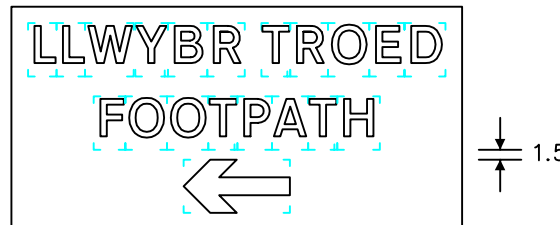
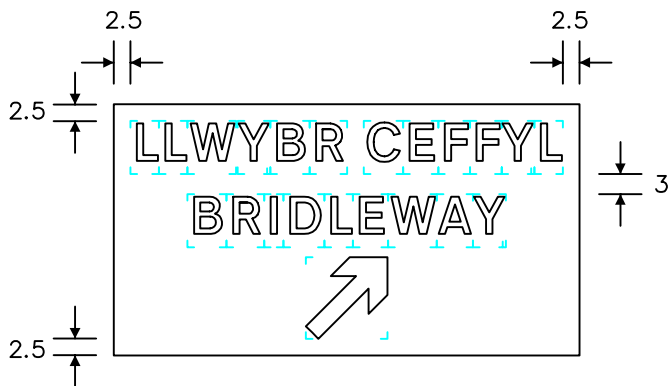
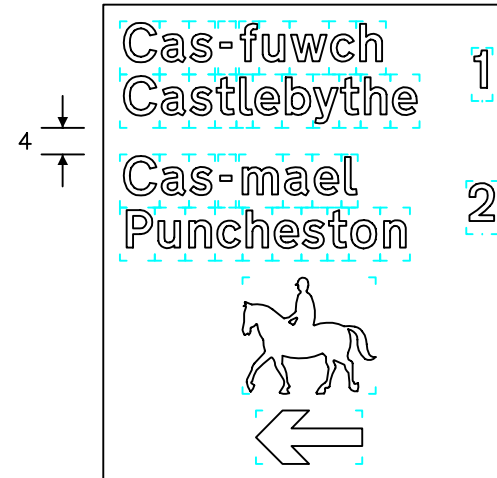
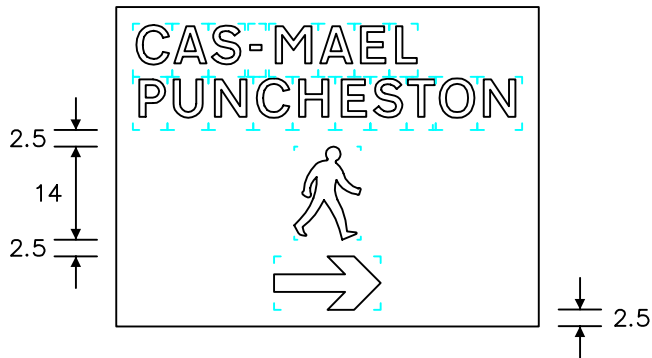
'x'-ht. 25 min \uparrow 50 max \downarrow
200 llath yards
0.5
1.25

4
numerals



Notes:-

1. The legend shown is from the Transport Medium alphabet. Other lettering style, with capital letter heights as shown, may be used. The 'x'-heights shown apply to the Transport alphabet.
2. Symbol details are given on drawings S2 and S8.
3. The outlines of the tiles do not form part of the sign.
4. COLOURS:-
The background, border, symbol and lettering may be in any contrasting colours except red. Where Transport alphabet is used, Transport Medium should be used for light characters on a dark background and Transport Heavy for dark characters on a light background.
5. The 'x'-heights shown are given in millimetres, all other dimensions are given in stroke widths based on the main legend (i.e. $1s/w = 1/4'x'$ -height).
6. The illumination of the sign must accord with the requirements of the current 'Traffic Signs Regulations and General Directions'.
7. The order of languages may be reversed if required.
8. See sheet 1 for other dimensions and other variants.



REVISIONS		
1.	Redrawn & notes amended	24.8.00
2.	Redrawn & notes amended	26.8.04
3.	Variants added	7.11.06

Before using this drawing, confirm with RNM3 Division that it has not been superseded.

Drn. A.T.I.	Appd.
Chkd.	Appl. date 24.3.97
Issue: 7.11.06	

Scale: Photo-reduced
Title Direction Signs for Pedestrians
DIRECTION OF
PUBLIC FOOTPATH
OR BRIDLEWAY
(variants)