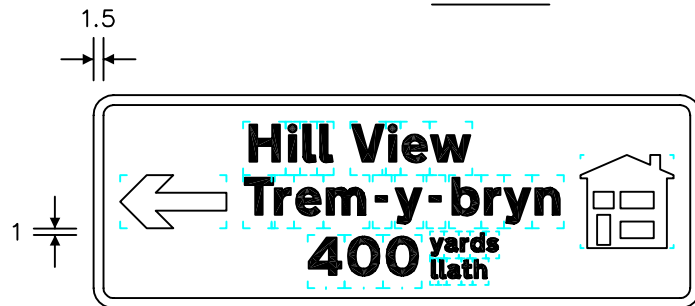
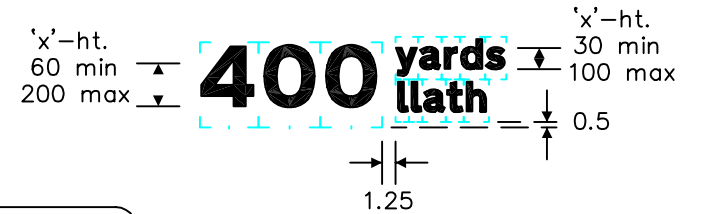


Notes: -

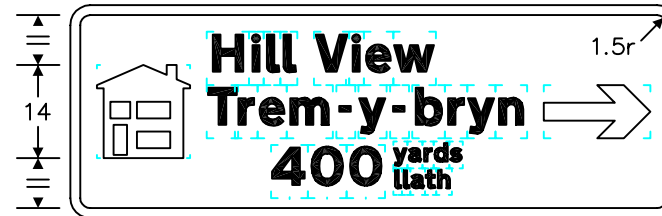
1. The legends are from the Transport Heavy alphabet at the 'x'-heights shown.
2. Details of the house and lorry symbols are given on drawings S53 and S32 sheet 1 respectively.
3. The outlines of the tiles do not form part of the sign.
4. The colours are as follows: -  
Backgrounds \_\_\_\_\_ Yellow  
Legend, arrows, symbols & borders \_\_\_\_\_ Black
5. The illumination of the sign must accord with the requirements of the current 'Traffic Signs Regulations and General Directions'.
6. The 'x'-heights shown are given in millimetres, all other dimensions are given in stroke widths based on the main legend height (i.e. 1s/w = 1/4'x'-height).
7. The sign is designed in accordance with the current design rules.
8. The order of languages may be reversed if required.



Variant



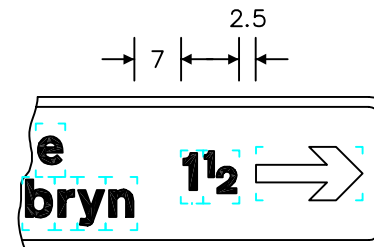
Variant



Variant



Variant



Variant

REVISIONS	
1.	Redrawn & notes amended 24.8.00
2.	'x'-hts amended, dwgs put on 2 sheets 5.10.04
3.	Variants amended 10.11.06

Before using this drawing, confirm with RNM3 Division that it has not been superseded.

Drn. A.T.I.	Appd.
Chkd.	Appl. date 18.12.97

Issue: 10.11.06

Scale: Photo-reduced

Title Temporary Directional Signs  
 JUNCTION AHEAD  
 LEADING TO A NEW  
 HOUSING DEVELOPMENT

WELSH ASSEMBLY GOVERNMENT