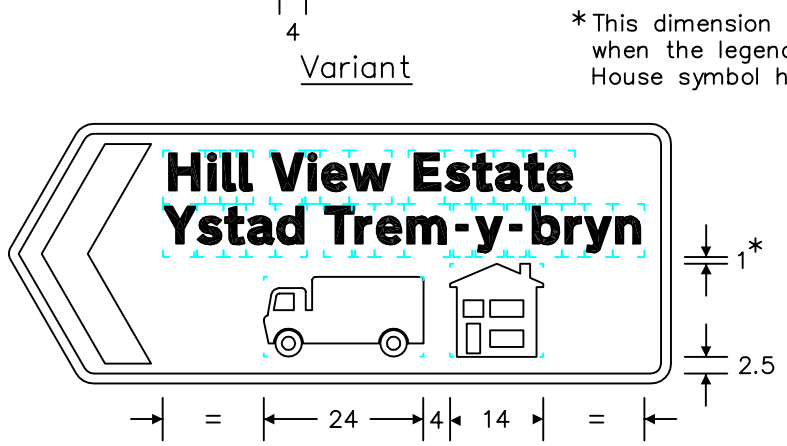
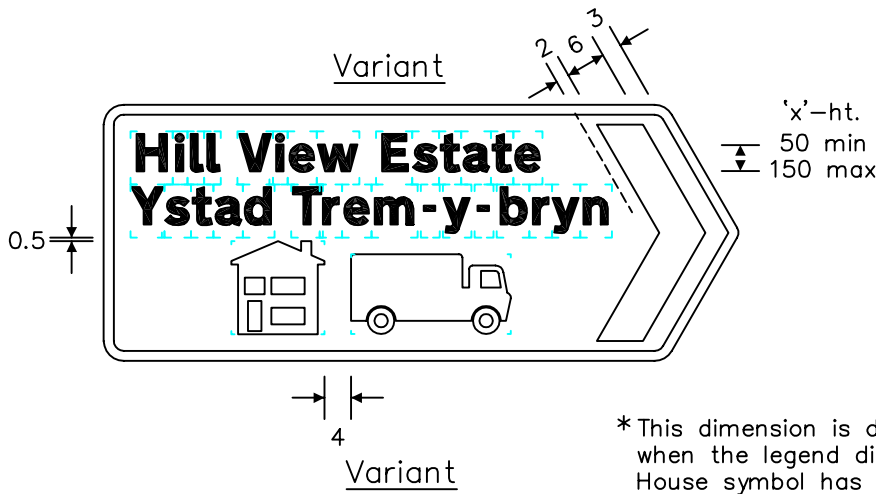
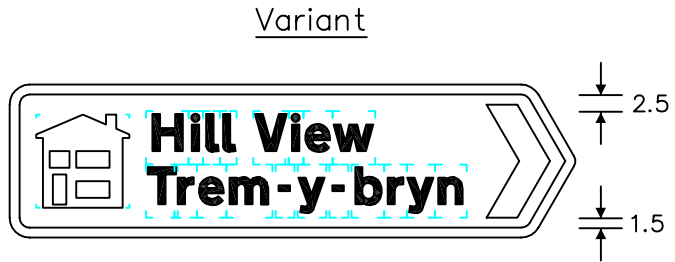


Notes: -

1. The legends are from the Transport Heavy alphabet at the 'x'-heights shown.
2. Details of the house and lorry symbols are given on drawings S53 and S32 sheet 1 respectively.
3. The outlines of the tiles do not form part of the sign.
4. The colours are as follows: -  
Backgrounds ——— Yellow  
Legend, chevrons, symbols & borders ——— Black
5. The illumination of the sign must accord with the requirements of the current 'Traffic Signs Regulations and General Directions'.
6. The 'x'-heights shown are given in millimetres, all other dimensions are given in stroke widths (i.e. 1s/w = 1/4'x'-height).
7. The sign is designed in accordance with the current design rules.
8. The order of languages may be reversed if required.
9. See sheet 2 for variants showing distances.

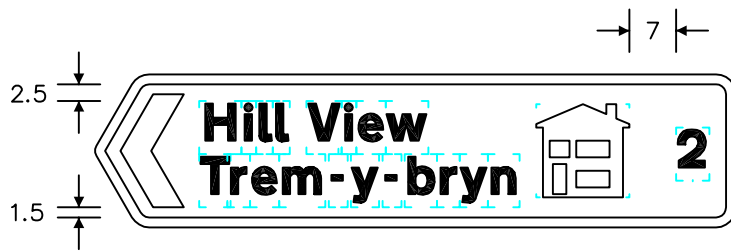
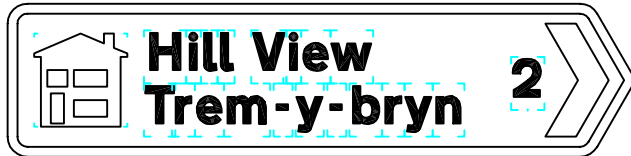


\* This dimension is decreased to 0.5sw when the legend directly above the House symbol has no descender



The Lorry symbol reverses to point in the direction of the chevron but the House symbol stays the same. The lorry always points away from the House symbol.

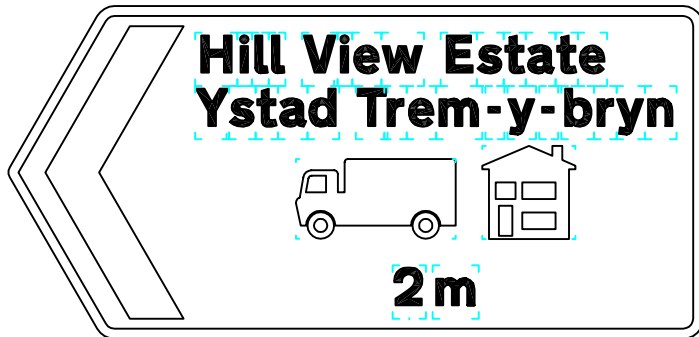
REVISIONS	
1.	Redrawn & notes amended 24.8.00
2.	'x'-hts amended, dwgs put on 2 sheets 5.10.04
3.	Variants amended 8.11.06
Before using this drawing, confirm with RNM3 Division that it has not been superseded.	
Drn. A.T.I.	Appd.
Chkd.	Appl. date 18.12.97
Issue: 8.11.06	
Scale: Photo-reduced	
Title Temporary Directional Signs	
DIRECTION TO A NEW HOUSING DEVELOPMENT	
WELSH ASSEMBLY GOVERNMENT	
Drwg. no. WAG/P 2701	
Sheet 1 of 2	



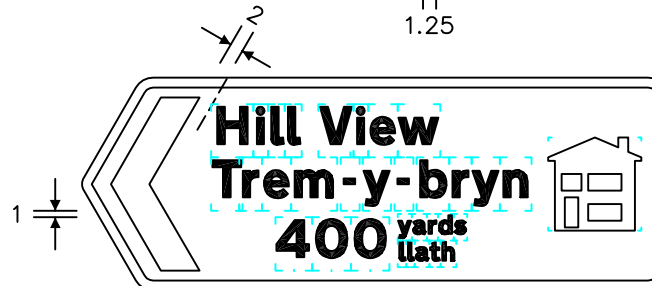
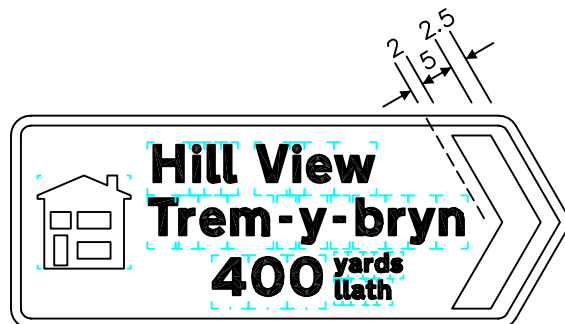
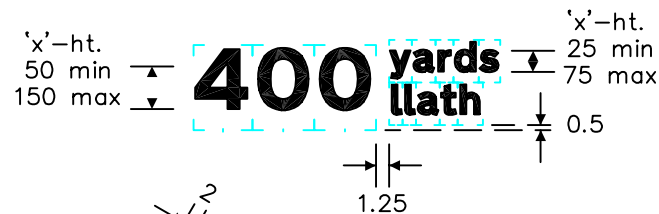
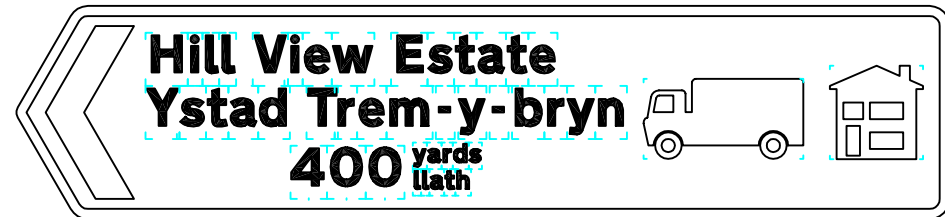
Distances in miles alongside legend/symbol(s)

Notes: -

1. The legends are from the Transport Heavy alphabet at the 'x'-heights shown.
2. Details of the house and lorry symbols are given on drawings S53 and S32 sheet 1 respectively.
3. The outlines of the tiles do not form part of the sign.
4. The colours are as follows: -  
Backgrounds \_\_\_\_\_ Yellow  
Legend, chevrons, symbols & borders \_\_\_\_\_ Black
5. The illumination of the sign must accord with the requirements of the current 'Traffic Signs Regulations and General Directions'.
6. The 'x'-heights shown are given in millimetres, all other dimensions are given in stroke widths based on the main legend height (i.e. 1s/w = 1/4'x'-height).
7. The sign is designed in accordance with the current design rules.
8. The order of languages may be reversed if required.
9. See sheet 1 for other dimensions and for other variants.



Distances in miles or yards below legend/symbol(s)



REVISIONS	
1.	Redrawn & notes amended 24.8.00
2.	'x'-hts amended, dwgs put on 2 sheets 5.10.04
3.	Variants amended 8.11.06
Before using this drawing, confirm with RNM3 Division that it has not been superseded.	
Drn. A.T.I.	Appd.
Chkd.	Appl. date 18.12.97
Issue: 8.11.06	
Scale: Photo-reduced	
Title Temporary Directional Signs DIRECTION TO A NEW HOUSING DEVELOPMENT (variants)	
WELSH ASSEMBLY GOVERNMENT	
Drwg. no.	WAG/P 2701
Sheet 2 of 2	