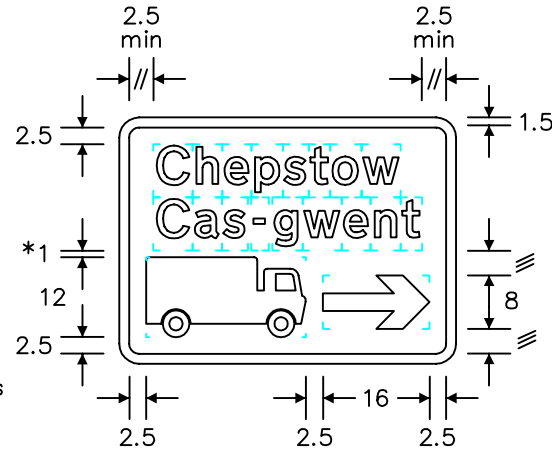
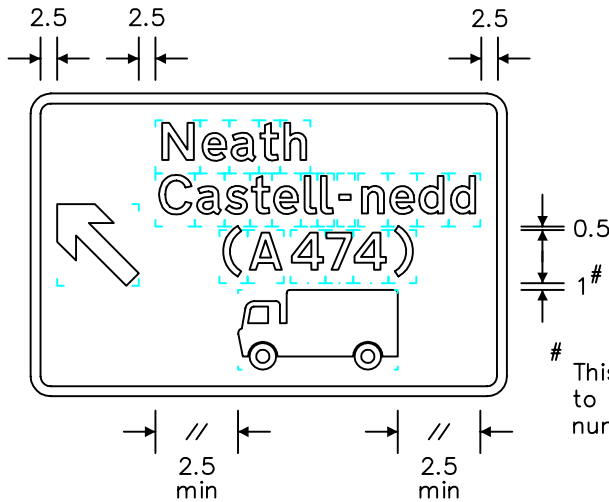


\* This dimension is reduced to 0.5sw when there is no descender in the line above the lorry symbol



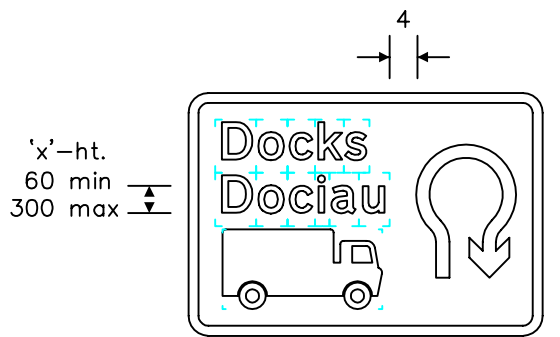
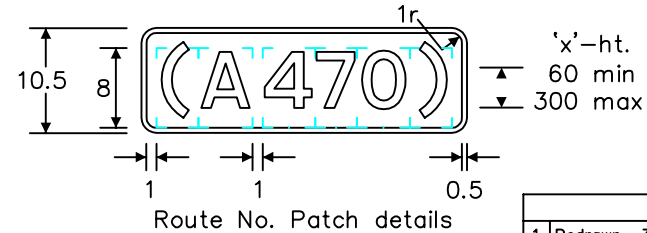
VARIANT  
Sign indicating a non-primary route  
(route number has white characters directly on the black background)



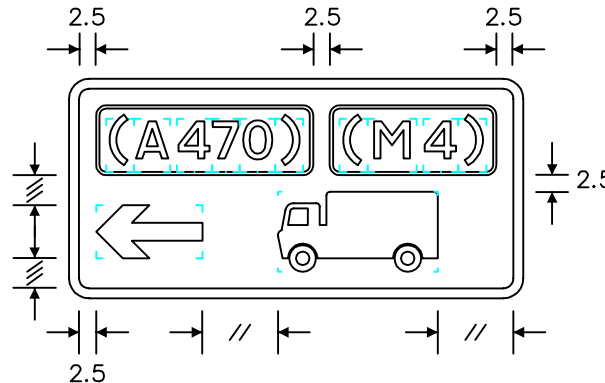
# This dimension is reduced to 0.5sw when the route number does not have brackets

Notes: -

1. The legend is from the Transport Medium alphabet at the 'x'-heights shown.
2. Details of the lorry symbol are given on drawing S 32 sheet 1. The symbol faces the direction of the arrow.
3. The outlines of the tiles do not form part of the sign.
4. The colours are as follows: -  
Background — Black  
Legend, symbol, arrow and border — White  
Route Numbers: -  
Non-primary route — White on the black background  
Primary route patch — Yellow on Green with White border  
Motorway patch — White on Blue with White border
5. The illumination of the sign must accord with the requirements of the current 'Traffic Signs Regulations and General Directions'.
6. The 'x'-heights shown are given in millimetres, all other dimensions are given in stroke widths (i.e. 1s/w = 1/4'x'-height).
7. The sign is designed in accordance with the current design rules.
8. The order of languages may be reversed if required.
9. See sheet 2 for other variants.



VARIANT USING U-TURN ARROW

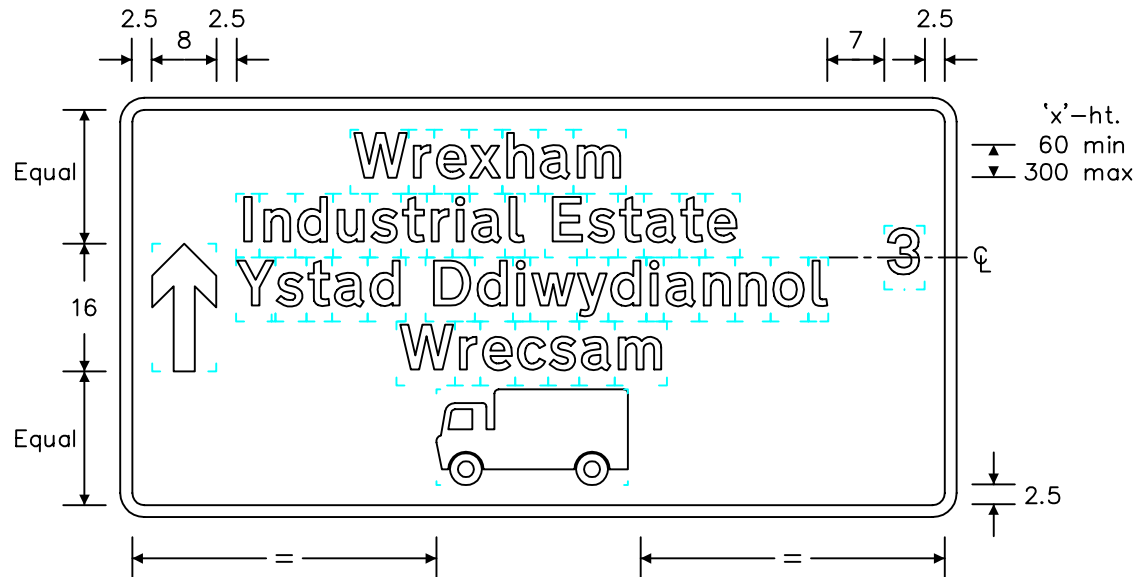
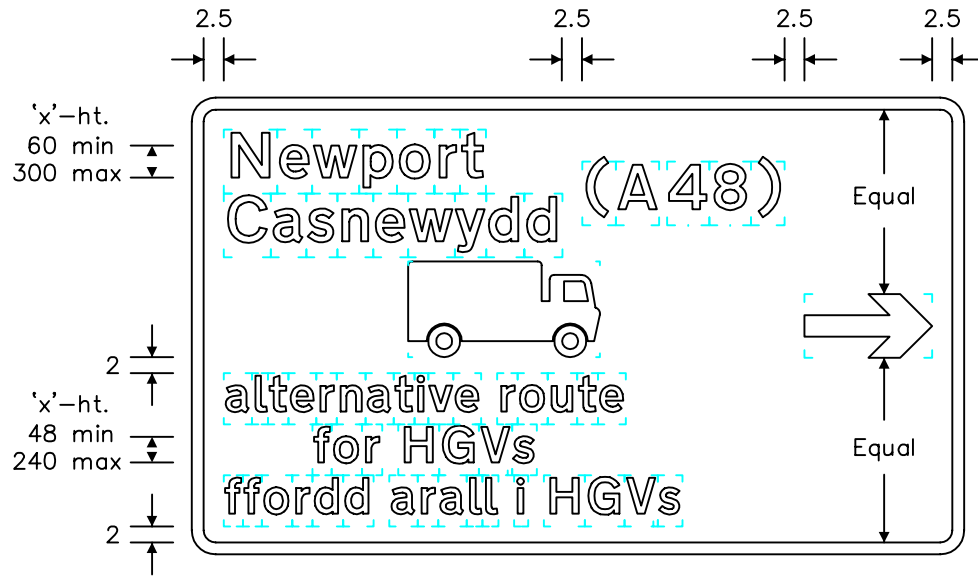


VARIANT USING ROUTE NUMBERS

REVISIONS	
1. Redrawn	31.12.87
2. Redesigned, nos. chgd. from 727.2 & 728.3	28.1.98
3. Redrawn & notes amended	29.8.00
4. Variants added, 2806 removed	15.11.04
5. Variants amended	16.11.06
Before using this drawing, confirm with RNM3 Division that it has not been superseded.	
Drn. A.T.I.	Appd.
Chkd.	Appl. date 17.10.75
Issue: 16.11.06	
Scale: Photo-reduced	
Title Directional Signs	
ROUTE AHEAD ADVISED FOR GOODS VEHICLES (sign on all-purpose road)	
WELSH ASSEMBLY GOVERNMENT	
Drwg. no.	WAG/P 2805
Sheet 1 of 2	

Notes: -

1. The legend is from the Transport Medium alphabet at the 'x'-heights shown.
2. Details of the lorry symbol are given on drawing S 32 sheet 1. The symbol faces the direction of the arrow.
3. The outlines of the tiles do not form part of the sign.
4. The colours are as follows: -  
Background \_\_\_\_\_ Black  
Legend, symbol, arrow and border \_\_\_\_\_ White
5. The illumination of the sign must accord with the requirements of the current 'Traffic Signs Regulations and General Directions'.
6. The 'x'-heights shown are given in millimetres, all other dimensions are given in stroke widths based on the 60min/300max 'x'-ht (i.e.  $1s/w = 1/4x'$ -height).
7. The sign is designed in accordance with the current design rules.
8. The order of languages may be reversed if required.
9. See sheet 1 for other dimensions and for other variants. The alternative route message has an 'x'-height of 80% of the main sign 'x'-height.



REVISIONS	
1.	Redrawn 31.12.87
2.	Redesigned. nos. chgd. from 727.2 & 728.3 28.1.98
3.	Redrawn & notes amended 29.8.00
4.	Variants added, 2806 removed 15.11.04
5.	Variants added 29.11.06
Before using this drawing, confirm with RNM3 Division that it has not been superseded.	
Drn. A.T.I.	Appd.
Chkd.	Appl. date 17.10.75
Issue: 29.11.06	
Scale: Photo-reduced	
Title Directional Signs	
ROUTE AHEAD	
ADVISED FOR	
GOODS VEHICLES	
(sign on all-purpose road)	
(variants)	
WELSH ASSEMBLY GOVERNMENT	
Drwg. no.	WAG/P 2805
Sheet 2 of 2	