

300 min  
375 max

\*see note 5

\*50

20

225  
inset  
panel

65

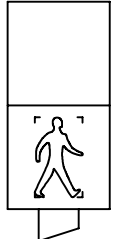
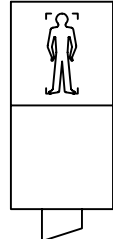
26

\*64

**Push button**  
**Wait for signal**

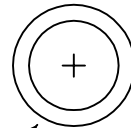
wait

cross



arhoswch croeswch

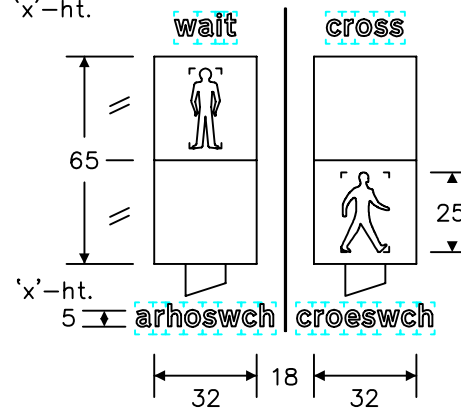
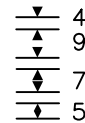
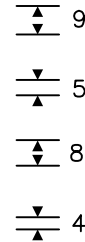
**Gwasgwch y botwm**  
**Arhoswch**  
**am yr arwydd**



push button or pressure pad

Notes: -

1. Lettering: -  
Top & bottom panels - Transport Heavy  
Middle panel - Transport Medium
2. The outlines of the tiles do not form part of the sign.
3. The symbols are proportional to those on drwg. P4002.1.
4. The colours are as follows: -  
Upper and lower panels  
Background — White  
Legend — Black  
Middle panel  
Background — Black  
Legend & outlines — White  
Standing figure — Red  
Walking figure — Green  
Container — Black (back may be yellow)
5. The order of languages may be reversed if required.  
(\* These dimensions are then transposed)
6. All dimensions are given in millimetres. Overall dimensions shall be within the range of sizes shown. Other dimensions (including 'x'-heights) are suggested sizes and may be varied so long as the relative proportions remain the same.



REVISIONS	
1. Dimensions amended	4.12.06
Before using this drawing, confirm with RNM3 Division that it has not been superseded.	
Drn. A.T.I.	Appd.
Chkd.	Appl. date 17.11.99
Issue: 17.11.99	
Scale: Photo-reduced	
Title Sign for Light Signals	
DEMAND UNIT FOR FAR SIDE PEDESTRIAN LIGHT SIGNALS	
WELSH ASSEMBLY GOVERNMENT	
Drwg. no.	WAG/P 4003