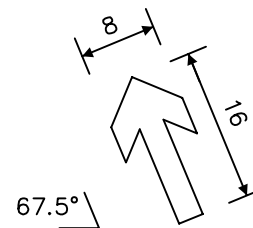
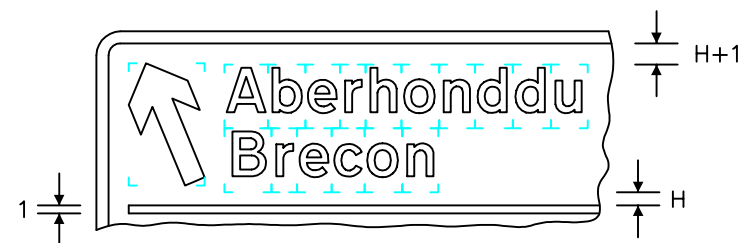
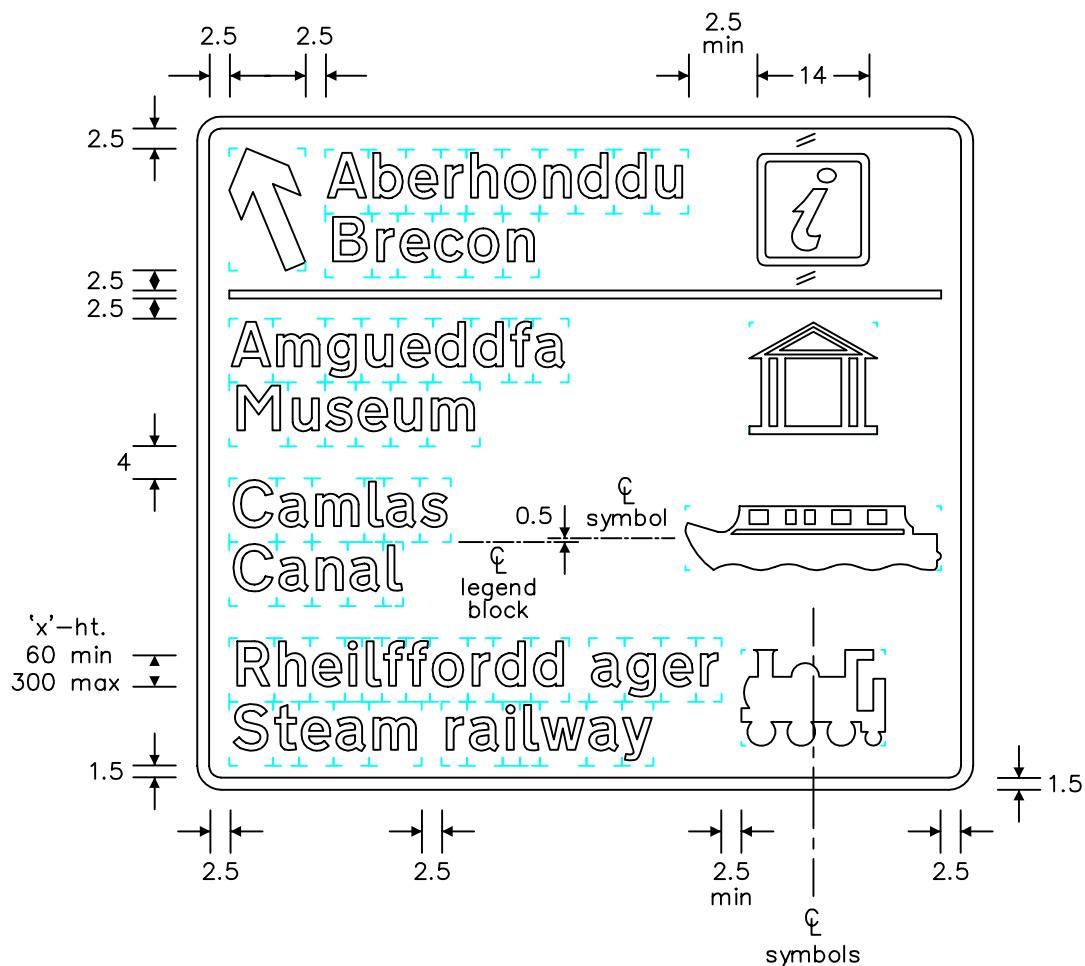


Notes: -

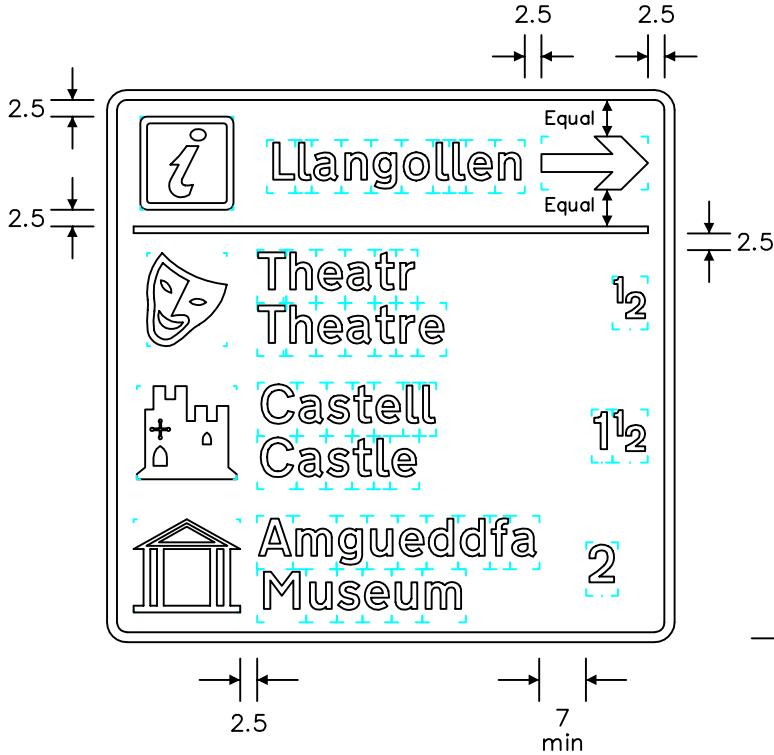
1. The legend is from the Transport Medium alphabet at the 'x'-heights shown.
2. Details of the tourist attraction symbols are shown on the 'T' series of drawings.
3. The outlines of the tiles do not form part of the sign.
4. The colours are as follows: -  
Background \_\_\_\_\_ Brown  
Legend, symbols, arrow, \_\_\_\_\_ White  
border & divider line
5. The illumination of the sign must accord with the requirements of the current 'Traffic Signs Regulations and General Directions'.
6. The 'x'-heights shown are given in millimetres, all other dimensions are given in stroke widths (i.e. 1s/w = 1/4'x'-height).
7. The sign is designed in accordance with the current design rules.
8. The order of languages may be reversed if required.
9. See sheet 2 for variants.



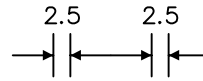
REVISIONS	
1. Redrawn & notes amended	21.8.00
2. Redrawn & notes amended	28.6.04
3. Variants added to sheet 2	4.1.06
Before using this drawing, confirm with RNM3 Division that it has not been superseded.	
Drn. A.T.I.	Appd.
Chkd.	Appl. date 30.6.97
Issue: 4.1.06	
Scale: Photo-reduced	
Title Tourist Destination Sign JUNCTION AHEAD LEADING TO PLACE WITH TOURIST ATTRACTIONS	
WELSH ASSEMBLY GOVERNMENT	
Drwg. no.	WAG/P 2215
Sheet 1 of 2	

Notes: -

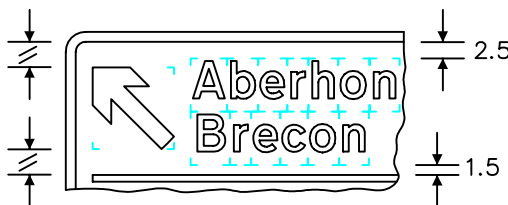
1. The legend is from the Transport Medium alphabet at the 'x'-heights shown.
2. Details of the tourist attraction symbols are shown on the 'T' series of drawings.
3. The outlines of the tiles do not form part of the sign.
4. The colours are as follows: -  
Background \_\_\_\_\_ Brown  
Legend, symbols, arrow, \_\_\_\_\_ White  
border & divider line \_\_\_\_\_
5. The illumination of the sign must accord with the requirements of the current 'Traffic Signs Regulations and General Directions'.
6. The 'x'-heights shown are given in millimetres, all other dimensions are given in stroke widths (i.e. 1s/w = 1/4'x'-height).
7. The sign is designed in accordance with the current design rules.
8. The order of languages may be reversed if required.
9. See sheet 1 for other dimensions.



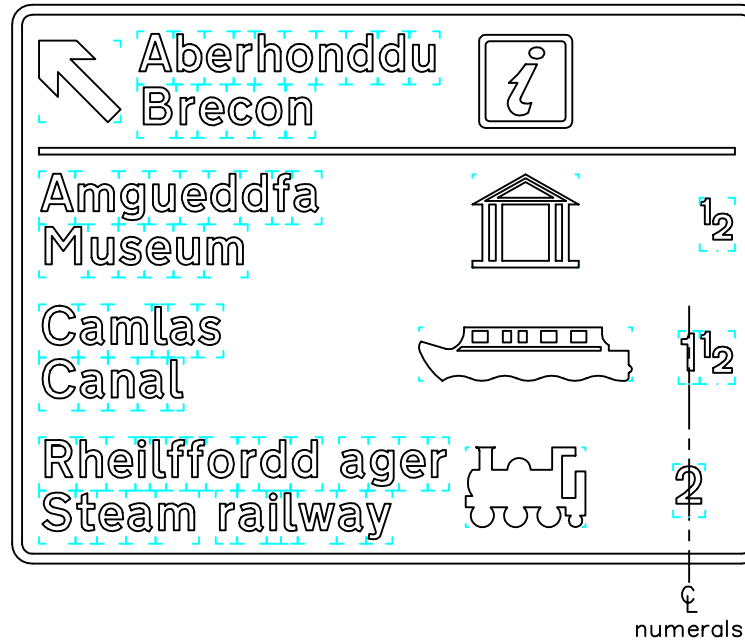
When the place name is longer, the 'i' symbol may be moved into the space to the right without moving the other symbols



'x'-ht.  
60 min  
300 max



45°



REVISIONS	
1. Redrawn & notes amended	21.8.00
2. Redrawn & notes amended	28.6.04
3. Variants added to sheet 2	4.1.06

Before using this drawing, confirm with RNM3 Division that it has not been superseded.

Drn. A.T.I.	Appd.
Chkd.	Appl. date 30.6.97

Issue: 4.1.06

Scale: Photo-reduced

Title  
Tourist Destination Sign  
JUNCTION AHEAD  
LEADING TO PLACE WITH  
TOURIST ATTRACTIONS

WELSH ASSEMBLY GOVERNMENT

Drwg. no. WAG/P 2215