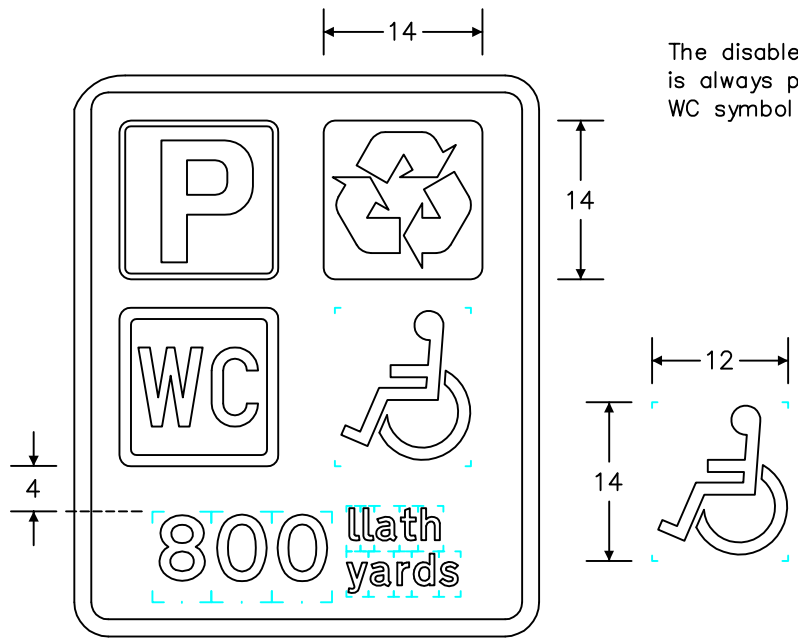
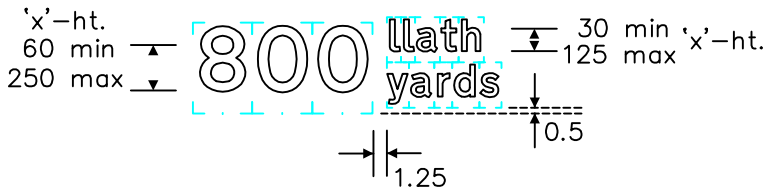
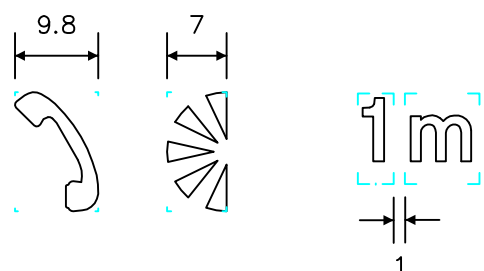


- Notes: -
1. The legend is from the Transport Medium alphabet at the 'x'-heights shown.
 2. Symbol details are on drwgs. S 41, S 43, S 44, S 45, S 59, T 1, T 4 & T 9.
 3. The outlines of the tiles do not form part of the sign.
 4. The colours are as follows: -
Background ————— Brown
Border, legend & symbols ——— White
'P' symbol tile ————— Blue
Recycling symbol ————— Dark Green on white tile
 5. The illumination of the sign must accord with the requirements of the current 'Traffic Signs Regulations and General Directions'.
 6. The 'x'-heights shown are given in millimetres, all other dimensions are given in stroke widths based on the numeral 'x'-height. (i.e. 1s/w = 1/4'x'-height).
 7. The sign is designed in accordance with the current design rules.
 8. The order of languages may be reversed if required.
 9. See sheet 2 for other variants.

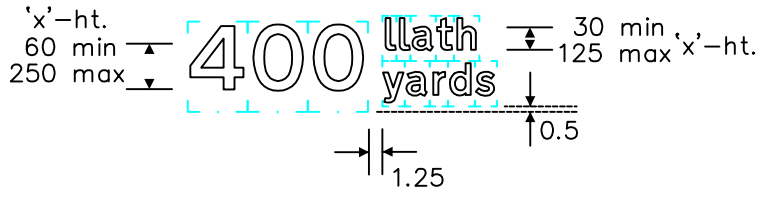
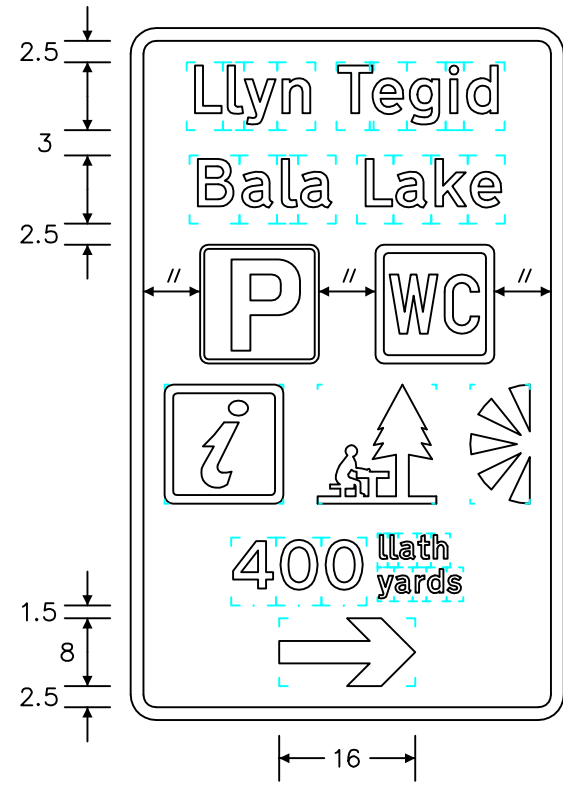
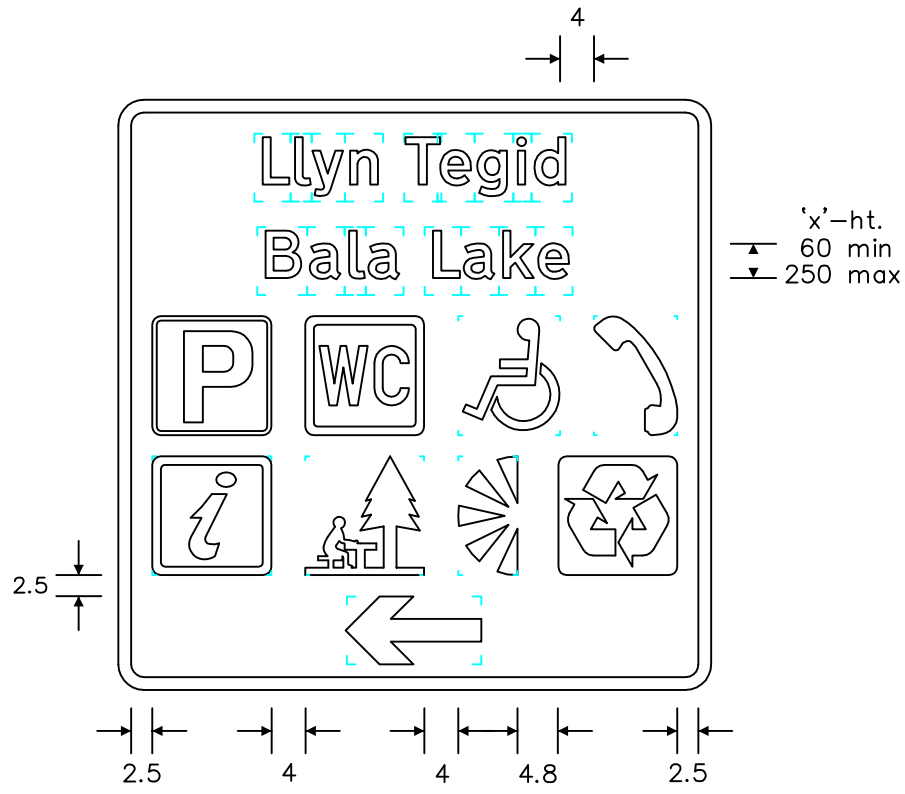


VARIANT

REVISIONS	
1.	Redesigned, no. chgd. from WBM 746.2A 14.7.97
2.	Redrawn & notes amended 21.8.00
3.	Legend & notes amended 1.7.04
4.	Dimensions amended, variants added 25.1.06
5.	Note 4 amended 27.1.12
Before using this drawing, confirm with RNM3 Division that it has not been superseded.	
Drn.	A.T.I.
Appd.	
Chkd.	
Appl. date	7.11.86
Issue:	30.3.12
Scale:	Photo-reduced
Title	
Services and Tourist Facility Signs	
DISTANCE TO PARKING PLACE WITH VARIOUS FACILITIES	
WELSH GOVERNMENT	
Drwg. no.	WAG/P 2307
Sheet 1 of 2	

Notes: -

1. The legend is from the Transport Medium alphabet at the 'x'-heights shown.
2. Symbol details are on drwgs. S 41, S 43, S 44, S 45, S 59, T 1, T 4 & T 9.
3. The outlines of the tiles do not form part of the sign.
4. The colours are as follows: -
 Background _____ Brown
 Border, legend, symbols & arrow _____ White
 'P' symbol tile _____ Blue
 Recycling symbol _____ Dark Green on white tile
5. The illumination of the sign must accord with the requirements of the current 'Traffic Signs Regulations and General Directions'.
6. The 'x'-heights shown are given in millimetres, all other dimensions are given in stroke widths based on the numeral 'x'-height. (i.e. 1s/w = 1/4'x'-height).
7. The sign is designed in accordance with the current design rules.
8. The order of languages may be reversed if required.
9. See sheet 1 for other dimensions and variants.



REVISIONS	
1.	Redesigned, no. chgd. from WBM 746.2A 14.7.97
2.	Redrawn & notes amended 21.8.00
3.	Legend & notes amended 1.7.04
4.	Dimensions amended, variants added 27.1.06
5.	Note 4 amended 27.1.12
Before using this drawing, confirm with RNM3 Division that it has not been superseded.	
Drn.	A.T.I.
Appd.	
Chkd.	Appl. date 7.11.86
Issue:	30.3.12
Scale:	Photo-reduced
Title	
Services and Tourist Facility Signs	
DISTANCE TO	
PARKING PLACE	
WITH VARIOUS FACILITIES	
(variants)	
WELSH GOVERNMENT	
Drwg. no.	WAG/P 2307
Sheet 2 of 2	