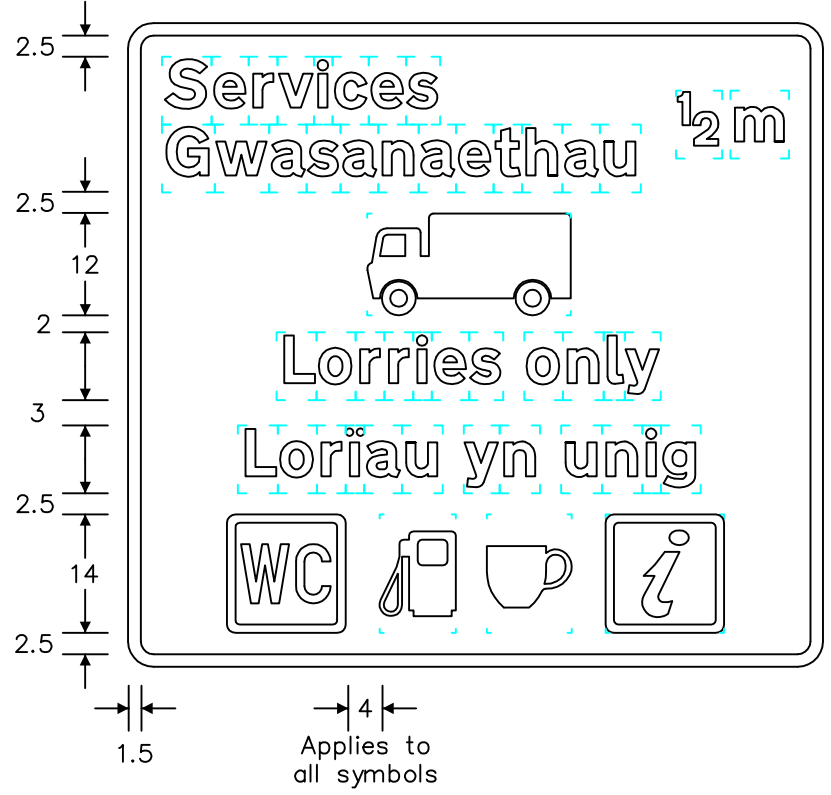
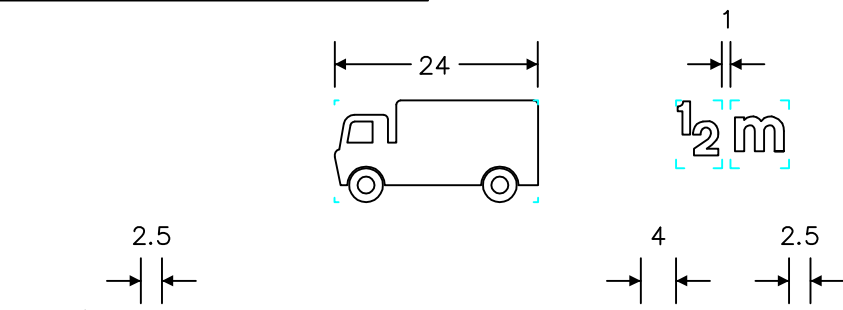
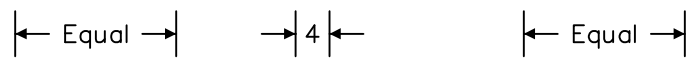
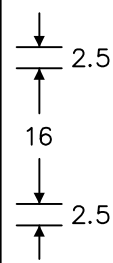
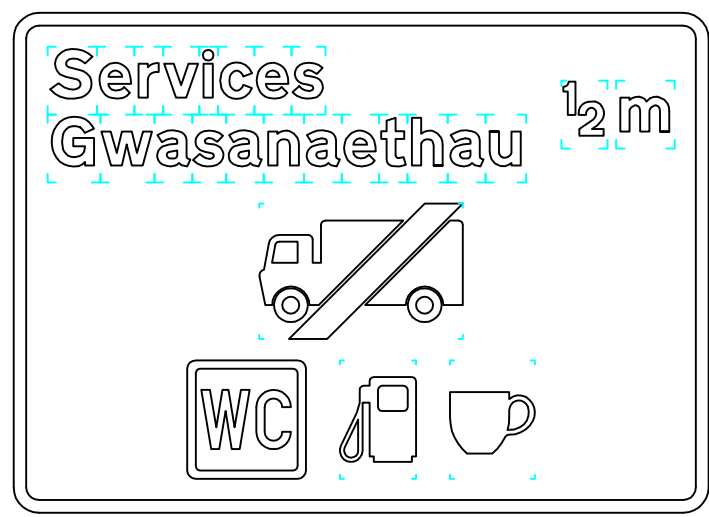
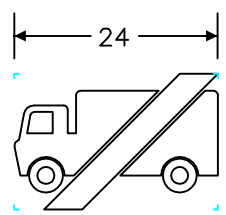


Notes: -

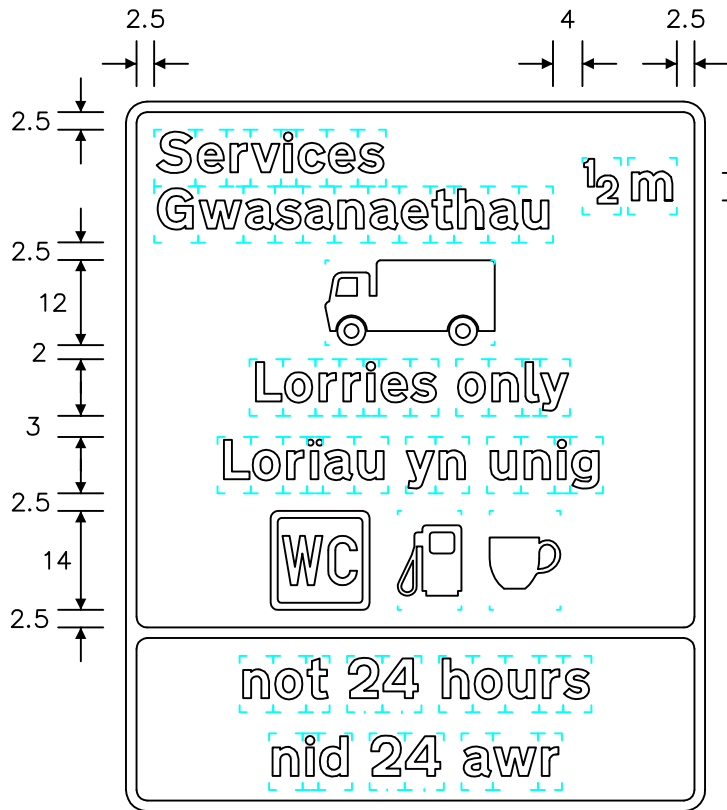
1. The legends is from the Transport Heavy alphabet at the 'x'-heights shown.
2. Symbol details are on drwgs. S 32, S 44, S 46, S 47 and T 1.
3. The outlines of the tiles do not form part of the sign.
4. The colours are as follows: -
 Background _____ White
 Border, legend & symbols _____ Black
 Bar through lorry _____ Red
 Symbol sizes (other than lorry symbols):
 All symbols are 14sw high (tiles where shown).
 Symbol widths are as follows:
 WC ----- 14sw Cup ----- 10sw
 Pump ----- 9sw 'i' information ---- 14sw
5. The illumination of the sign must accord with the requirements of the current 'Traffic Signs Regulations and General Directions'.
6. The 'x'-heights shown are given in millimetres, all other dimensions are given in stroke widths (i.e. 1s/w = 1/4'x'-height).
7. The order of languages may be reversed if required.
8. No other symbol should be placed on the same line as the lorry symbol.
9. See sheet 2 for other variants.



VARIANT
No lorries

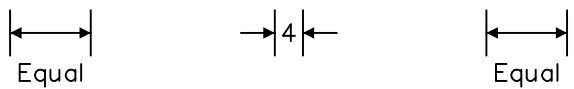
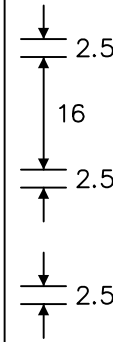
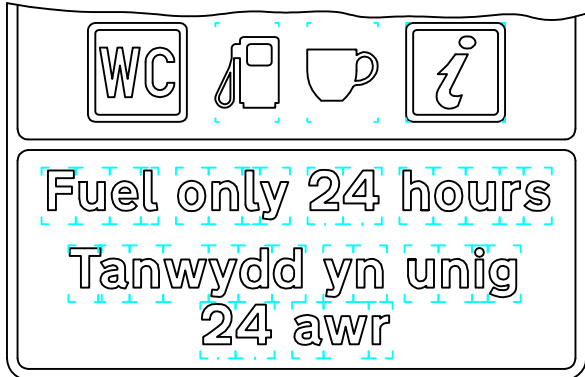
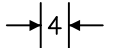


REVISIONS	
1.	No. chgd. from WBM 341 & 342 22.1.91
2.	Redrawn, lorry & dimensions changed 21.2.94
3.	Legend amended 7.7.94
4.	Drawing nos. amalgamated 6.8.97
5.	Redrawn & notes amended 22.8.00
6.	Redrawn & no. chgd. 2.8.04
7.	Variant and sheet 2 added 27.2.06
8.	Sign face and notes 2 and 4 on sheet 2 amended 27.2.06
Before using this drawing, confirm with RNMS Division that it has not been superseded.	
Drn. A.T.I.	Appd.
Chkd.	Appl. date 12.12.86
Issue: 30.3.12	
Scale: Photo-reduced	
Title Services Signs SERVICES AHEAD FOR SPECIFIC CLASSES OF VEHICLE	
WELSH GOVERNMENT	
Drwg. no.	WAG/P 2313.5
Sheet 1 of 2	



'x'-ht.
100 min
300 max

1.5
Applies to
all symbols



Notes: -

- The legends is from the Transport Heavy alphabet at the 'x'-heights shown.
- Symbol details are on drwgs. S 32, S 44, S 46, S 47 and T1.
- The outlines of the tiles do not form part of the sign.
- The colours are as follows: -
Background _____ White
Border, legend & symbols _____ Black
Bar through lorry _____ Red
Symbol sizes (other than lorry symbols):
All symbols are 14sw high (tiles where shown).
Symbol widths are as follows:
WC ----- 14sw Spoon & fork ----- 8sw
Pump ----- 9sw 'i' information ----- 14sw
LPG ----- 19sw Bed ----- 26sw
Cup ----- 10sw
- The illumination of the sign must accord with the requirements of the current 'Traffic Signs Regulations and General Directions'.
- The 'x'-heights shown are given in millimetres, all other dimensions are given in stroke widths (i.e. 1s/w = 1/4'x'-height).
- The order of languages may be reversed if required.
- No other symbol should be placed on the same line as the lorry symbol.
- See sheet 1 for other dimensions.

REVISIONS	
1.	No. chgd. from WBM 341 & 342 22.1.91
2.	Redrawn, lorry & dimensions changed 21.2.94
3.	Legend amended 7.7.94
4.	Drawing nos. amalgamated 6.8.97
5.	Redrawn & notes amended 22.8.00
6.	Redrawn & no. chgd. 2.8.04
7.	Variant and sheet 2 added 27.2.06
8.	Dimensions amended & variants added 1.3.06
9.	Sign face and notes 2 and 4 on sheet 2 amended 27.2.06
Before using this drawing, confirm with RNMS Division that it has not been superseded.	
Drn. A.T.I.	Appd.
Chkd.	Appl. date 12.12.86
Issue: 30.3.12	
Scale: Photo-reduced	
Title Services Signs SERVICES AHEAD FOR SPECIFIC CLASSES OF VEHICLE (Variants)	
WELSH GOVERNMENT	
Drwg. no.	WAG/P 2313.5
Sheet 2 of 2	