



Office for  
National Statistics  
Swyddfa  
Ystadegau Gwladol



# Census Transformation Programme

Neil Townsend

16 February 2017

# Contents

---

- Background
- Topics and questionnaire
- 2017 Test
- Admin Data Census

---

**BACKGROUND**

# The Census History

---

- **A count (estimate) of the whole population**
  - **Every town, every village, every street**



- **Once a decade since 1801 (except 1941)**
- **Compulsory under the 1920 Census Act**
- **The last census was in March 2011**

# Why we have a census

---

- Underpins national policy making
- Used to allocate funding to local areas
- Used to plan investment & service delivery across public, private and voluntary sectors
- Base for population estimates & projections
- Unique source of detailed socio-demographic statistics for small areas and small groups within population



# Census provides:

---

## Nationally consistent insights for small areas and population groups

- Population & housing unit counts
- Family structures
- Detailed characteristics
- Denominators for non-census statistics
- Survey sampling frames

**Data available free-of-charge**



# 2011 – Wales specific points

---

- Issue with Welsh tick-box in 2001
- Greater engagement with Welsh Government, Welsh Language Commission and Welsh users ahead of 2011
  - Census Advisory Group for Wales – includes LAs, Welsh language reps, faith etc groups
  - Chief Statistician, Welsh Government a member of Programme Board
  - New question on National Identity to provide Welsh tick-box
    - In combination with the question on ethnicity, enabled a respondent to say they were eg Black and Welsh
- New question on second residences

# 2011 – Welsh Language provision

---

- Joint development of English and Welsh questionnaires
- Welsh questionnaires – paper and online
- Welsh language advertising
- Welsh language recruitment available
- Welsh language speakers in areas of high Welsh usage

Planning on all the same provisions for 2021



# Where we are...

---

- Westminster and Welsh governments endorsed need for 2021 Census
- Implementation through Census Transformation Programme

Delivery in three tranches with iterative testing in between:

- 2017 Test
- 2019 Rehearsal
- 2021 Census

---

# **TOPIC AND QUESTIONNAIRE DEVELOPMENT**

# Question design and development

---

- Online first
  - Designing questionnaire for online first
  - Considering paper design separately
  - Minimise differences between two modes – but will be some necessary differences
- Aim not to increase respondent burden (compared with 2011)
- Aim to utilise other administrative sources as far as possible

# 2021 Census Topic Consultation

---

- ONS ran an open consultation on information needs from the 2021 Census between June and August 2015.
- Gathering users information needs about topics not questions
- Consultation closed on 27 August 2015 and received 1,095 responses
  - 279 responses from organisations; 816 responses from individuals
- Assessed all evidence against evaluation criteria to arrive at our updated view

# Collect

---

- Age
- Sex
- Marital or legal partnership status
- Household and family relationships
- Type and self-containment of accommodation
- Tenure and landlord (if renting)
- Number of bedrooms
- Type of central heating
- Number of cars or vans
- Ethnic group
- National identity
- Amount of unpaid care provided
- General health
- Long-term health problem or disability
- Qualifications
- Long-term international migration
- Short-term international migration
- Internal migration
- Citizenship
- Religion
- Welsh language (in Wales)
- Main languages used
- English language proficiency
- Economic activity
- Occupation
- NS-SeC (Derived)
- Industry
- Method of transport to place of work
- Address of place of work

# New question – Sexual identity

- Based on the APS question
- For 16 and over
- Appears before religion and after ethnicity following cognitive testing which showed worked better before religion

**17** Which of the following options best describes how you think of yourself?

☐ This question is voluntary

☐ Heterosexual or Straight

☐ Gay or Lesbian

☐ Bisexual

☐ Other, write in

- Voluntary question assuming similar approach as religion question
- No 'prefer not to say' option

Added write-in other box following cognitive testing

# New question – Volunteering

- The question will collect data on frequency of voluntary activity
- This should minimise respondent burden and it more closely meets the needs of three stakeholders: DCMS, NCVO and Sports England.

The terms 'official' and 'unpaid' have been dropped by request of stakeholders

*Thinking of the last 12 months, have you taken part in any volunteering for any groups, clubs or organisations?*

*->Do not include any Court ordered activities*

- No
- Yes, *at least once a week*
- Yes, *less than once a week but at least once a month*
- Yes, *less often*

We'll be testing respondents understanding of the term volunteering

We're only measuring formal volunteering and this will need to be made clear in the guidance

Community Life Survey response options will allow us to compare our findings

# Redesigned question (online) - Ethnicity

CTP IaaS - 10.20.1.3 - Remote Desktop Connection

Survey

https://preprod-surveys.eq.ons.digital/questionnaire/census/household/0/household-member/0/ethnic-group

**Census Test** Help and support

[Previous](#)

**Moi Toi**

15. What is your ethnic group?

☒ White  
Including English / Welsh / Scottish / Northern Irish / British, Irish, Gypsy or Irish Traveller or any other White background

☐ Mixed / multiple ethnic groups  
Including White and Black Caribbean, White and Black African, White and Asian or any other Mixed/multiple ethnic background

☐ Asian / Asian British  
Including Indian, Pakistani, Bangladeshi, Chinese or any other Asian background

☐ Black / African / Caribbean / Black British  
Including African, Caribbean or any other Black / African / Caribbean background


☐ Other ethnic group  
Including Arab or any other ethnic group

[Show further guidance](#)

Sections

- ✓ Who lives here?
- ✓ Household and Accommodation
- Moi Toi

Two stage tick box option approach



https://preprod-surveys.eq.ons.digital/questionnaire/census/household/0/household-member/0/white-ethnic-group

**Census Test** Help and support

[Previous](#)

**Moi Toi**

15a. Which one best describes your White ethnic group or background?

☐ English / Welsh / Scottish / Northern Irish / British

☐ Irish

☐ Gypsy or Irish Traveller

☐ Any other White background (please specify)

[Show further guidance](#)

**Save and continue**

[Previous](#)

Office for National Statistics

Sections

- ✓ Who lives here?
- ✓ Household and Accommodation
- Moi Toi



# Ethnicity question (Paper)

- Same as 2011 question
- Some considerations underway to changing/improving question for 2021 and testing these independently of 2017 Test

**16** What is your ethnic group?

➔ Choose **one** section from A to E, then tick **one** box to best describe your ethnic group or background

**A White**

☐ English/Welsh/Scottish/Northern Irish/British

☐ Irish

☐ Gypsy or Irish Traveller

☐ Any other White background, write in

**B Mixed/multiple ethnic groups**

☐ White and Black Caribbean

☐ White and Black African

☐ White and Asian

☐ Any other Mixed/multiple ethnic background, write in

**C Asian/Asian British**

☐ Indian

☐ Pakistani

☐ Bangladeshi

☐ Chinese

☐ Any other Asian background, write in

**D Black/African/Caribbean/Black British**

☐ African

☐ Caribbean

☐ Any other Black/African/Caribbean background, write in

**E Other ethnic group**

☐ Arab

☐ Any other ethnic group, write in

# Revised question (online & paper) - Qualifications

- Some concerns about the revised question – more work needed
- Additional response options to capture post-graduate degrees
- Additional instructions for apprenticeships

27 Thinking of any studies, exams or qualifications, which of the following do you have?

Tick **every** box that applies (whether UK or foreign equivalent) if you have any of the qualifications listed.

- ☐ 5 + GCSEs (grades A\* - C) or O Levels (passes) or CSEs (grade 1), School Certificate, 1 A Level, 2-3 AS Levels/ VCEs, Higher Diploma
- ☐ 1 – 4 GCSEs or O levels or CSEs (any grades), Entry level, Foundation Diploma
- ☐ 2+ A Levels, 4+ AS levels/VCEs, Higher School Certificate, Advanced Diploma
- ☐ Apprenticeship (trade/advanced/foundation/modern)
- ☐ NVQ Level 1, Foundation GNVQ, Basic Skills
- ☐ NVQ Level 2, Intermediate GNVQ, City and Guilds Craft, BTEC First, RSA Diploma
- ☐ NVQ Level 3, Advanced GNVQ, City and Guilds Advanced Craft, ONC, OND, BTEC National, RSA Advanced Diploma
- ☐ NVQ Level 4–5, HNC, HND, RSA Higher Diploma, BTEC Higher, Foundation degree
- ☐ Other vocational/work-related qualifications
- ☐ Undergraduate Degree
- ☐ Postgraduate Certificate/Diploma
- ☐ Masters Degree
- ☐ Doctorate Degree (such as PhD)
- ☐ Professional qualification (such as teaching, nursing, accountancy)
- ☐ Foreign qualifications ( UK equivalent not known)
- ☐ None of the above

# Finalising questions for 2021

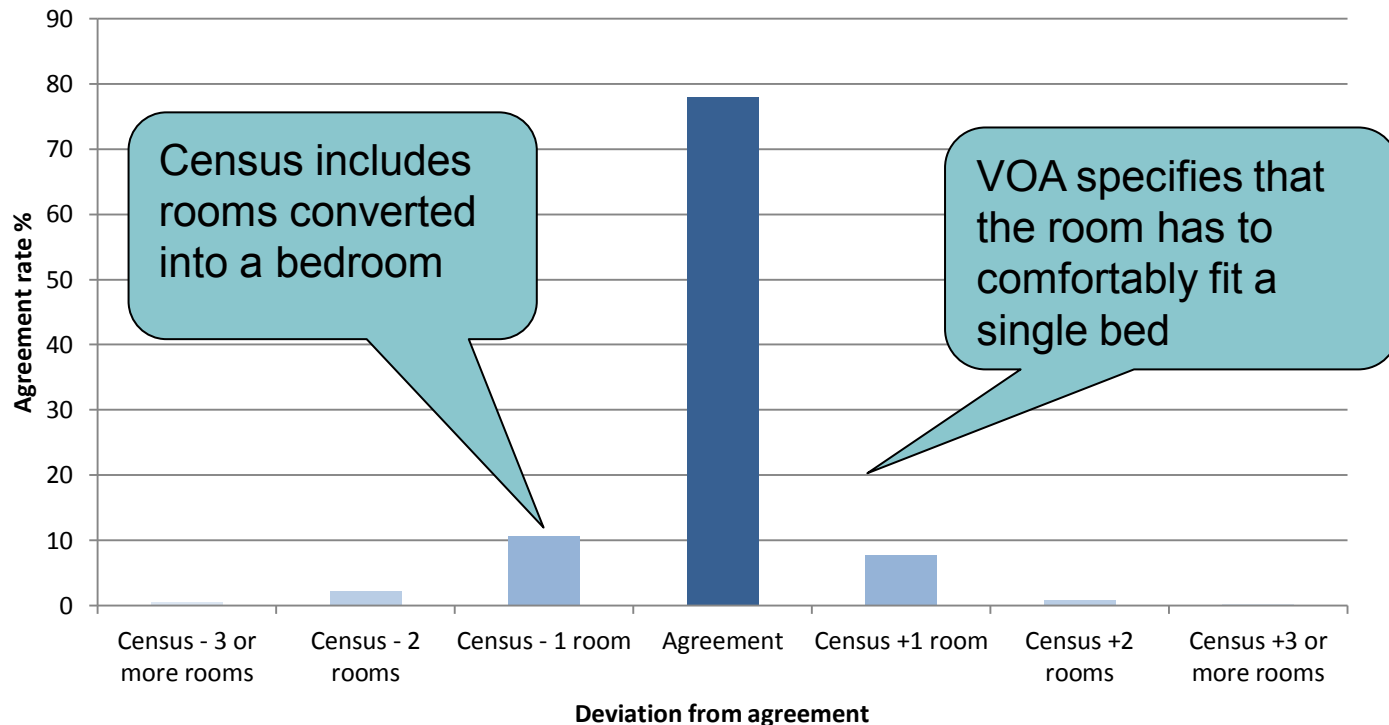
---

**White Paper** –Spring 2018 – our updated view on questions for 2021, using evidence from:

- 2017 Census Test
- Parallel programme of testing
  - Sexual identity/Gender identity/Armed Forces/Ethnicity
- Considering administrative sources
  - In particular Valuation Office Agency (VOA) for number of rooms and/or bedrooms
- Balancing overall burden, quality and space constraints – some new topics, but currently minimal space saved

# Using VOA data instead of a 2021 Census question on number of bedrooms?

- **Agreement rates between 2011 Census and VOA - number of bedrooms**
  - Direct agreement = 78.0%
  - Census+1 room 7.8%
  - Census-1 room 10.7%



Source : 2011 Census, VOA



# 2011 online Census

---

- In 2011 we offered online completion for the first time
- Almost 17% used the service, with many taking the opportunity to tell everyone on social media how quick and easy they found the experience
- Every household received a paper questionnaire with an IAC

# Homepage in Welsh

Mae'r Prawf Cyfrifiad yn defnyddio cwcis. [Darganfyddwch mwy am gwcis.](#)

 **Cyfrifiad Prawf**


Help a chymorth

## Croeso i'r Prawf Cyfrifiad 2017


Cofnodwch eich cod mynediad unigryw isod

Mae'r cod mynediad unigryw wedi'i hargraffu ar eich llythyr gwahoddiad.

Dechrau

 Mae eich gwybodaeth bersonol yn cael ei warchod gan y gyfraith a bydd yn cael ei gadw'n gyfrinachol

[Y Swyddfa Ystadegau Gwladol \(SYG\)](#) sy'n trefnu'r Cyfrifiad yng Nghymru a Lloegr.

 Office for National Statistics

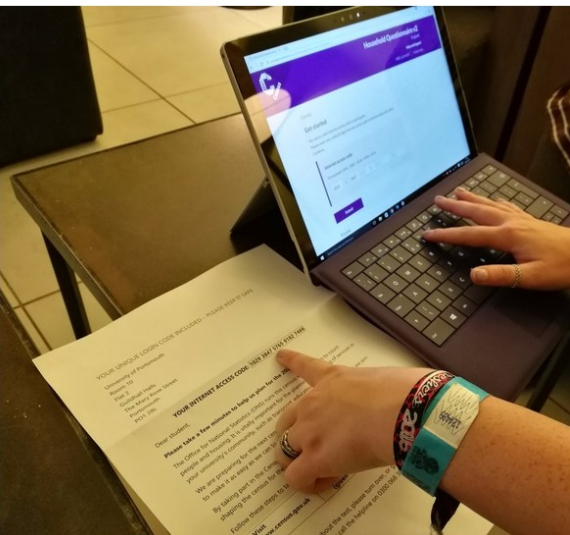
[Preifatrwydd](#) | [Termau ac Amodau](#) | [Datganiad hygrychedd](#)

Help a Chymorth - Ffoniwch [0300 068 3001](tel:0300 068 3001) | [Cymorth ar lein](#)

# Usability Testing



---

- Participants think aloud while completing the Census.
- Observe high points and low points of completion.
- Make changes. Test again.



# Usability testing – some findings

Census Test uses cookies. Find out more about cookies.

 **Census Test**

Help and support

---

## Welcome to the 2017 Census Test

Enter your unique access code below


C D B G

N 6 Q 2


W |

The unique access code is printed on your invitation letter.

Start

 Your personal information is protected by law and will be kept confidential.

The Census in England and Wales is organised by the [Office for National Statistics](#).

 Office for  
National Statistics

[Privacy](#) | [Terms and Conditions](#) | [Accessibility](#)

**Start button  
relabelled  
following  
user  
feedback**



[Previous](#)

## Prototype v2

### Sections

✓ [Who lives here?](#)

✓ [Accommodation](#)

3

3.21 Which of the following options best describes how you see yourself?

This question is voluntary

☐ Hetrosexual or straight

☐ Gay or lesbian

☐ Bisexual

☐ Other

Participants didn't know they could enter a specific text entry and many felt their identity wasn't considered important

Save and continue

[Save and complete later](#)

[Previous](#)

[Previous](#)

## Alan Partridge

17. Which of the following options best describes how you think of yourself?

This question is voluntary

☐ Heterosexual or Straight

☐ Gay or Lesbian

☐ Bisexual

☐ Other (please specify)

> [Show further guidance](#)

Save and continue

[Save and complete later](#)

[Previous](#)

### Sections

✓ [Who lives here?](#)

✓ [Household and Accommodation](#)

[Alan Partridge](#)

[Benny Andersson](#)

‘Please specify’ added to make clear to user they can give an open answer



# Census Test

[Previous](#)

2

## Individual questions

### 2.3 What is your date of birth?

Day

DD

Month

Select month



Year


YYYY

Save and continue

[Save and complete later](#)

GOV.UK date of birth design but from research users needed an example

Clearer  
example to  
explain to  
users

 **Census Test** [Help and support](#)

[Previous](#)

**Alan Partridge**

**3. What is your date of birth?**

For example 20 March 1980

Day

DD

Month

Select month


Year

YYYY

[Save and continue](#)

[Save and complete later](#)

[Previous](#)

 Office for  
National Statistics

[Privacy](#) | [Terms and Conditions](#) | [Accessibility](#)

Help and Support – Call [0300 068 3001](#) | [Online Help](#)

---



**2017 TEST**

# Why we need to Test

---

- Census is once every ten years
  - An event, one chance to get it right
  - Society changes
  - ONS staff change
- Check questions work
- Evidence topic and design decisions
- Check operational systems and processes work

# 2017 Test – Objectives

---

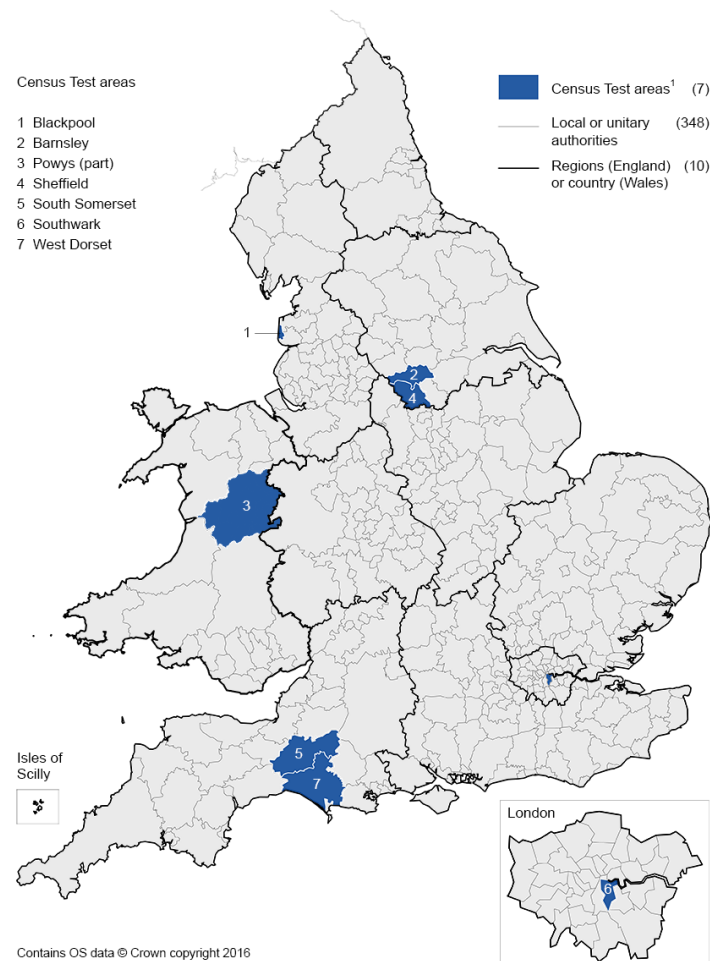
- The effect on response, and the quality of response, of the inclusion of a question on sexual identity
  - topic consultation demonstrated high user demand for this
- Options for the collection design to:
  - Optimise overall response
  - Methods for optimising self-completion (maximising response before introducing field staff into the follow-up operation)
- Online take-up and our ability to predict the characteristics of areas/respondents who will/can only respond on paper
  - Volumes of paper questionnaire likely to be needed for 2021

# 2017 Test Areas

7 Areas chosen to be representative:

- Urban
- High density - London
- Rural
- Low density
- Low connectivity
- Ethnic mix
- Hard to count

1. Blackpool
2. Barnsley
3. Powys (part)
4. Sheffield
5. South Somerset
6. Southwark
7. West Dorset



<sup>1</sup> Census Test 2017 areas are composed of whole local or unitary authorities except for the area within Powys in Wales, which is composed of 35 of its constituent Lower Layer Super Output Areas (LSOAs) for 2011.



# Powys

---

- Test supported by Local Authority
- Need to test digital Census approach in area with lower broadband coverage; online usage
- Welsh language services
  - We will send an English and Welsh version of both the Initial Contact letter, and subsequent letters to addresses in Wales.
  - Welsh version of the questionnaire (paper and online) for addresses in Wales.
  - Online help in Welsh
  - Welsh language support via the helpline.
  - Bilingual envelopes in Wales
  - Field staff will carry a multi-lingual card that includes Welsh and some will be Welsh speaking

# How it will work?

---

- Posting out letters with unique access codes to enter online capture site
- Paper questionnaires available on request
- Non responders followed up with
  - Reminder letters
  - Visits to encourage/help participation
- Results used to inform decisions for 2021
  - No outputs published

# Component two

---

- 100,000 households – no field follow up
  - Randomly sampled across England and Wales
  - Sexual identity vs no sexual identity
  - Paper first in some areas
  - Different reminder letter styles and timing
- 8,000 – Assisted Digital
  - Isle Of Wight
  - Assistance in libraries, can we support people to go on-line?

---



# **ADMIN DATA CENSUS**

# ONS Beyond 2011 Programme

## 2011-2014/15

---

- Programme to identify the best way to provide small area population and socio-demographic statistics in the future (England and Wales)
- ONS consulted on two options in autumn 2013:
  - Census once a decade
  - Census based on administrative data and large annual surveys
- Made a recommendation in March 2014

# National Statistician's recommendation (March 2014)

---

- An **online census** of all households and communal establishments in 2021 - with support for those who are unable to complete the census online.
- **AND**
- Increased use of **administrative data and surveys** in order to enhance the statistics from the 2021 census and improve annual statistics between censuses.
  - Make the **best use of all available data** to provide the population statistics required.
  - AND**
  - Offer a **springboard** to the greater use of administrative data and annual surveys in **the future**

# What do we mean by an Admin Data Census?

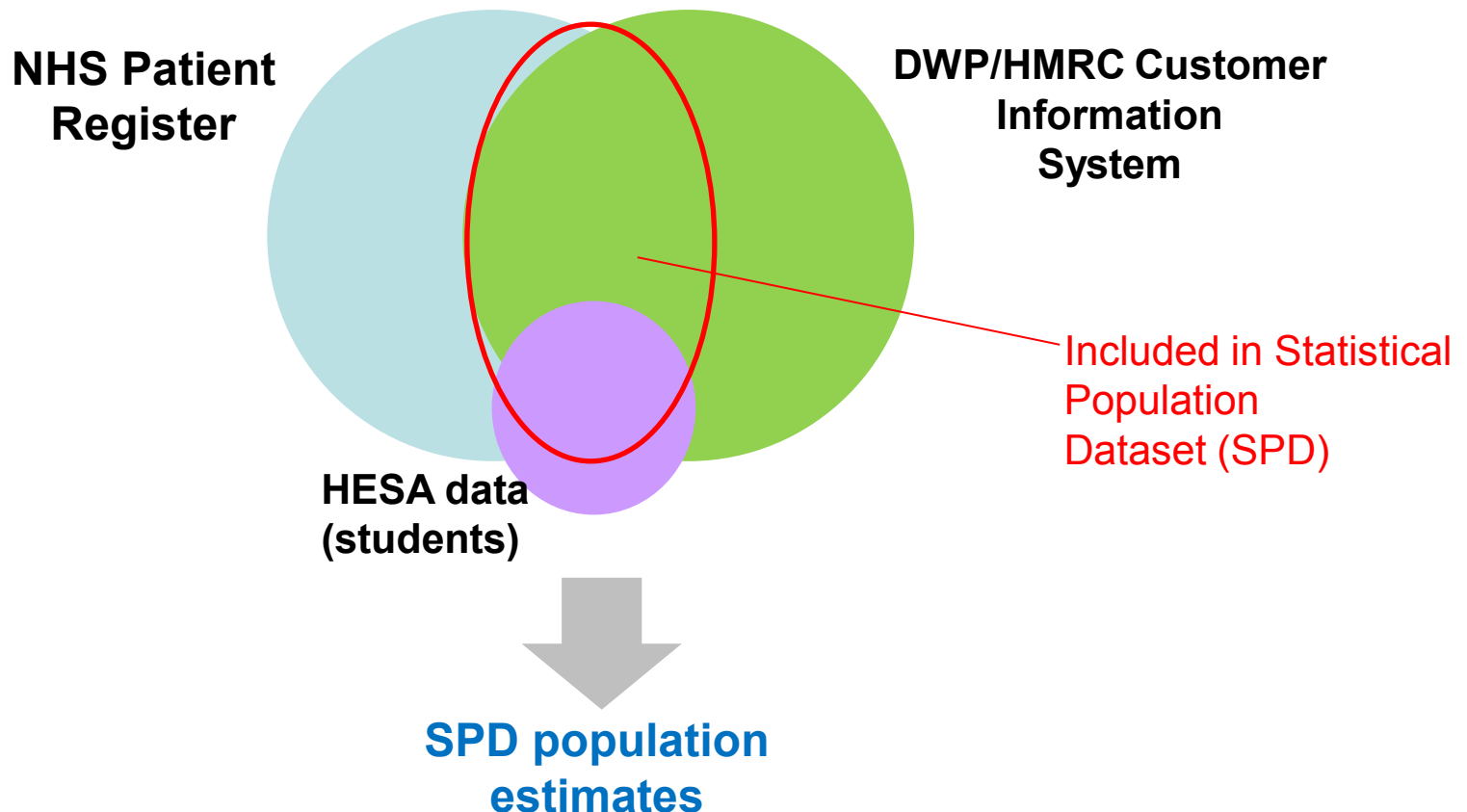
---

- **Aiming to replicate as many census outputs as possible using admin data (and surveys) by 2021 to compare with 2021 Census**
  - **Recommendation in 2023**
- Three key types of Census outputs:
  - Size of population
  - Number and structure of households
  - Characteristics of housing and the population
- **Lot of potential with admin data alone but it will not provide the complete solution.**
- **Need access to range of admin data and combine with surveys.** Likely to need two new surveys:
  - Annual 1% coverage survey to help measure size of population and households
  - Annual characteristics survey – size tbc

# SPD Population Estimates Methodology

---

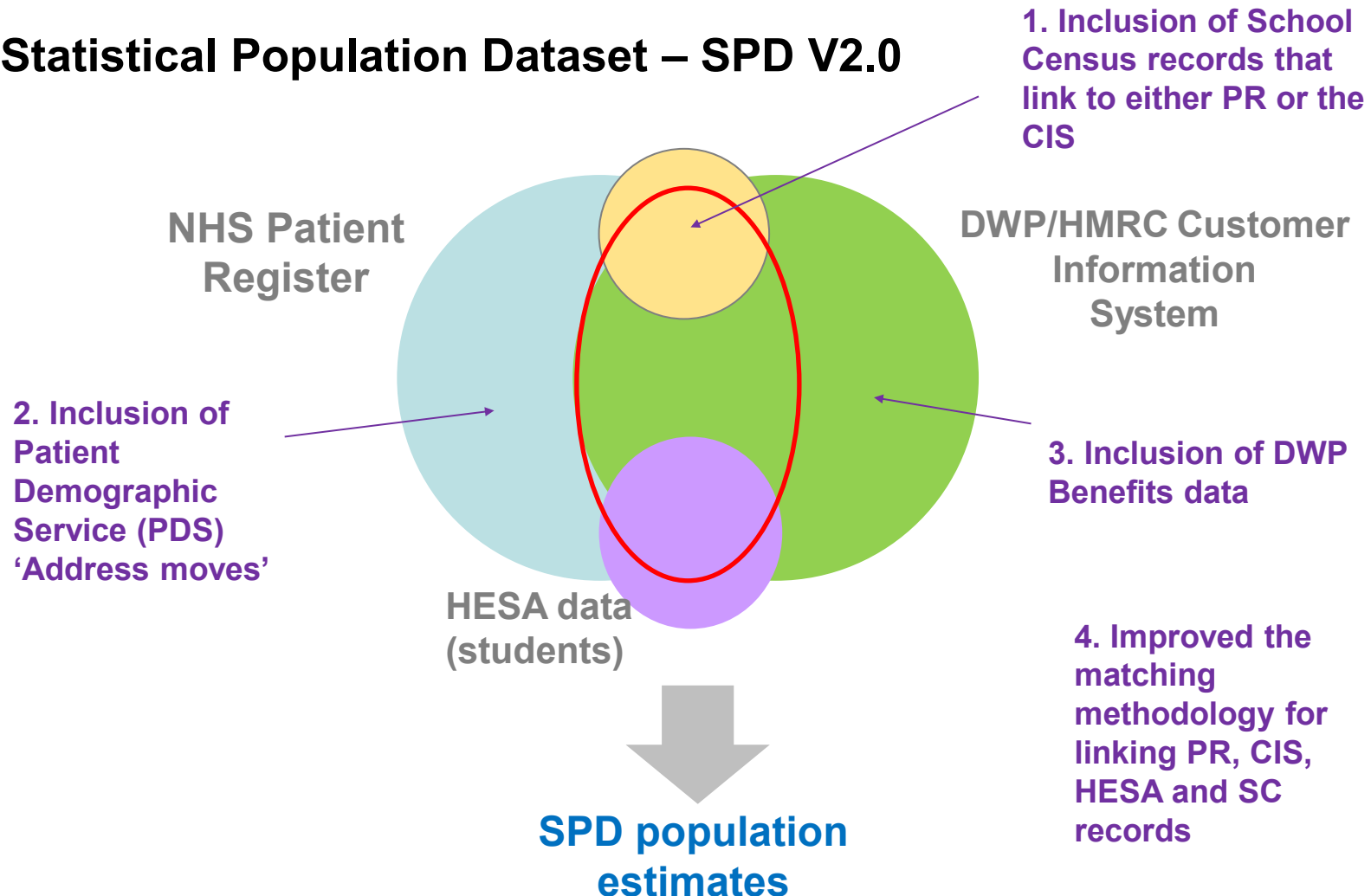
## Statistical Population Dataset – SPD V1.0





# SPD Population Estimates Methodology

## Statistical Population Dataset – SPD V2.0



# How will we know if we're ready to move?

---















































































































- Annual cycle
- Research outputs every Autumn (first: 22 October 2015)
  - expanding the accuracy and/or breadth and/or detail each year
- Assessment every Spring (first: 16 May 2016)
  - Using five high level criteria
    - where we are now
    - where we expect to be by 2023

# First assessment of ONS' ability to move to Admin Data Census post-2021

	Access to data	Ability to link	Methods to meet information needs				Acceptability to stakeholders	Value for money
			Population estimates	Households and families	Housing characteristics	Population characteristics		
Where are we now?	Red/ Amber	Amber	Amber	Red/ Amber	Amber	Red/ Amber	Red/ Amber	Amber
Where do we expect to be by 2023?	Amber/ Green	Green	Green	Amber/ Green	Green	Amber	Amber/ Green	Amber/ Green

# Availability of population characteristics on administrative sources

## Individual variables

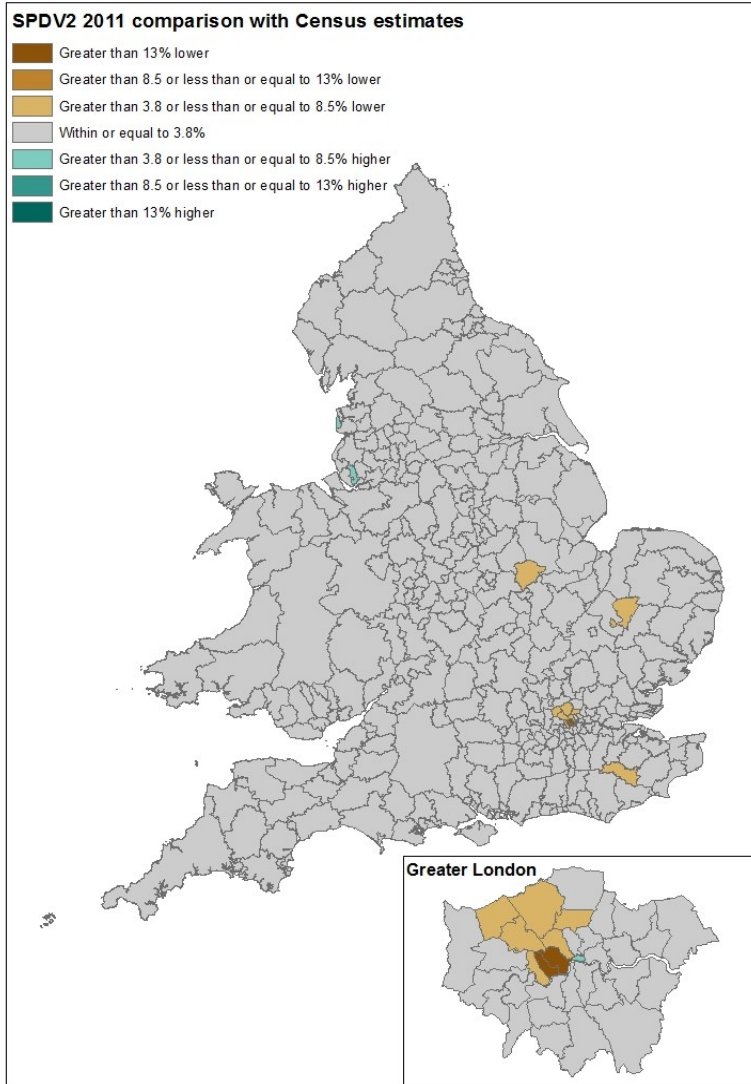
Earning and benefits data	Health data	Education data	Vehicle and driver data	Property attributes
 G	 G	 G	 G	 R
 G	 G	 G	 G	 R
 A	 R	 A	 R	 R
 A	 R	 R	 R	 R
 R	 R	 G	 R	 R
 RA	 A	 G	 R	 R
 RA	 RA	 A	 R	 R
 R	 R	 RA	 R	 R
 R	 R	 G	 R	 R
 R	 R	 AG	 R	 R
 R	 A	 RA	 R	 R
 A	 A	 A	 RA	 R
 A	 R	 R	 R	 R
 A	 R	 A	 R	 R
 A	 R	 R	 R	 R
 R	 R	 R	 R	 R
 A	 R	 R	 R	 R
 RA	 RA	 R	 R	 R
 A	 G	 A	 A	 R
 R	 R	 G	 R	 R
 AG	 R	 R	 R	 R
 R	 R	 RA	 R	 R
G	G	G	G	RA

# What outputs have we produced this year?

---

<b>Package 1</b> Population estimates	Population estimates from a linked Statistical Population Dataset (SPD), years 2011 and 2015  SPD Versions 1 & 2: Local authority level, by single year of age sex LSOA level, by five year age sex	<b>17 Nov 2016</b>
<b>Package 2 NEW</b> Income from PAYE and benefits data	by LA (2013/14 Tax Year) Five year age sex distribution (national)	<b>16 Dec 2016</b>
<b>Package 3 NEW</b> Household estimates (Number of households)	by LA (2011 and 2015)	<b>27 Feb 2017</b>

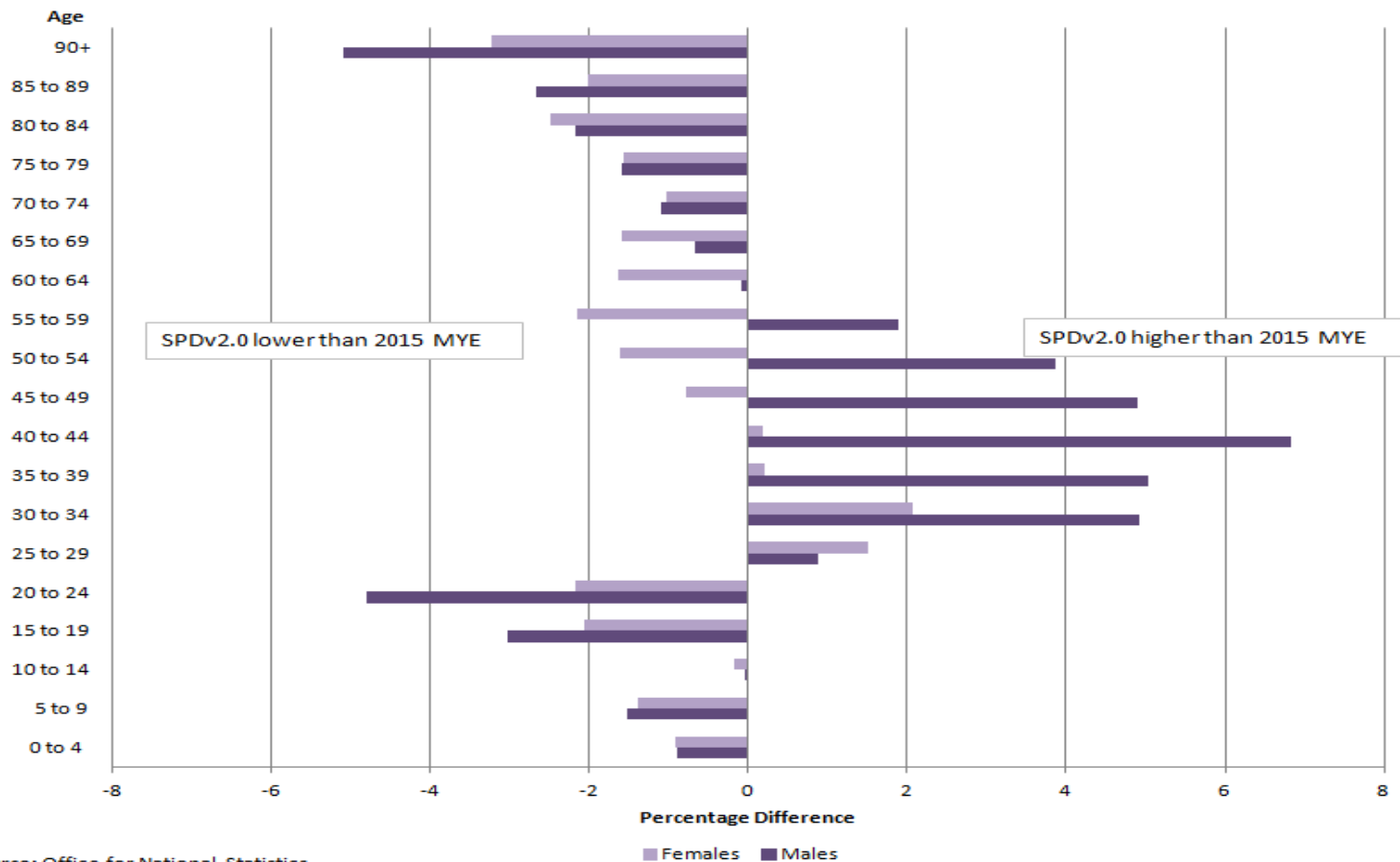
# Estimates of population size



- 96% of LA's (334) are within the P1 quality standard.
- This compares with 94% (327) using V1

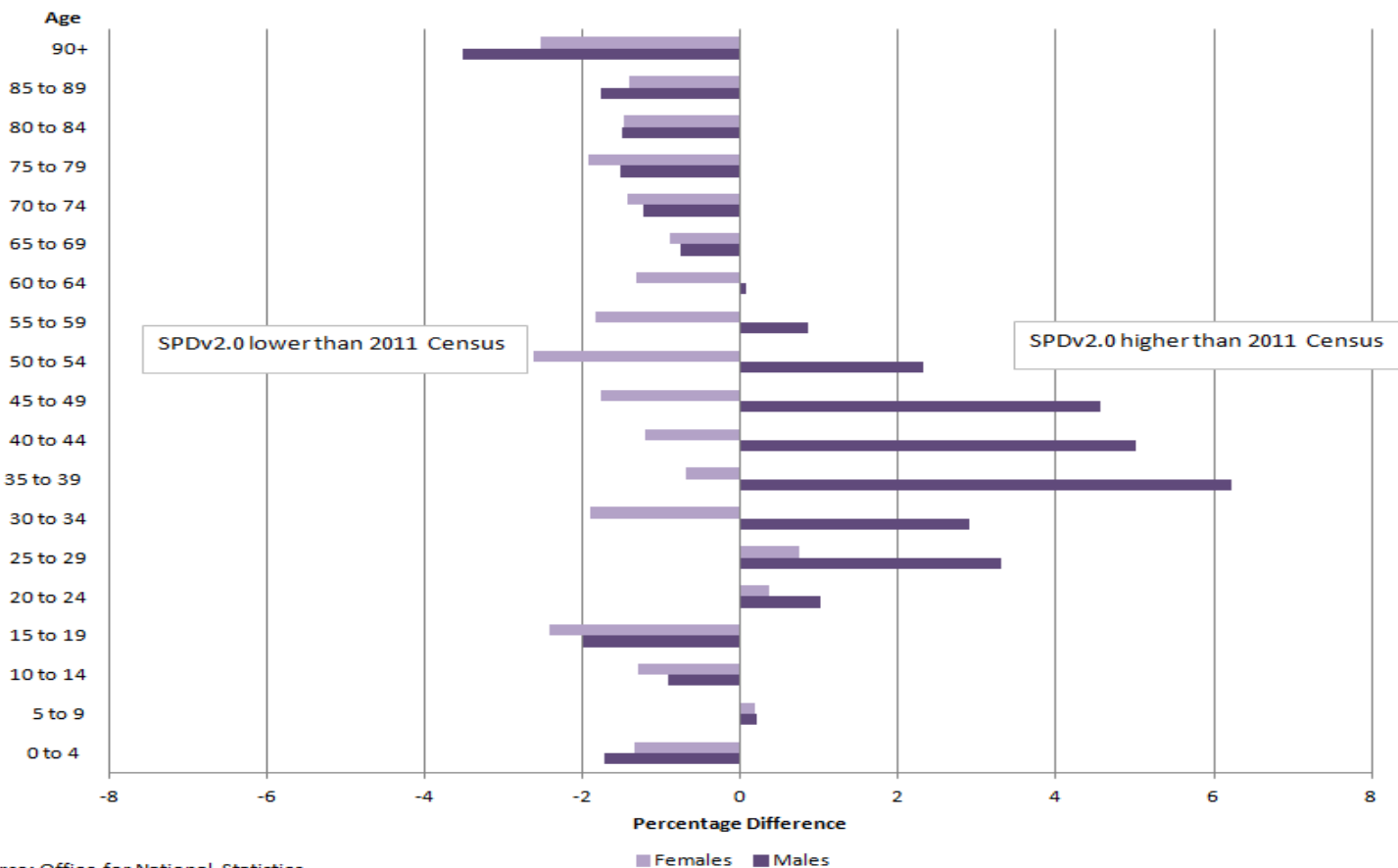
# Research Outputs - Population

## Comparison of SPDv2.0 to 2015 MYE by five-year age group and sex Wales, 2015



# Research Outputs - Population

**Comparison of SPDv2.0 to 2011 Census by five-year age group and sex  
Wales, 2011**





# Income and the census

---

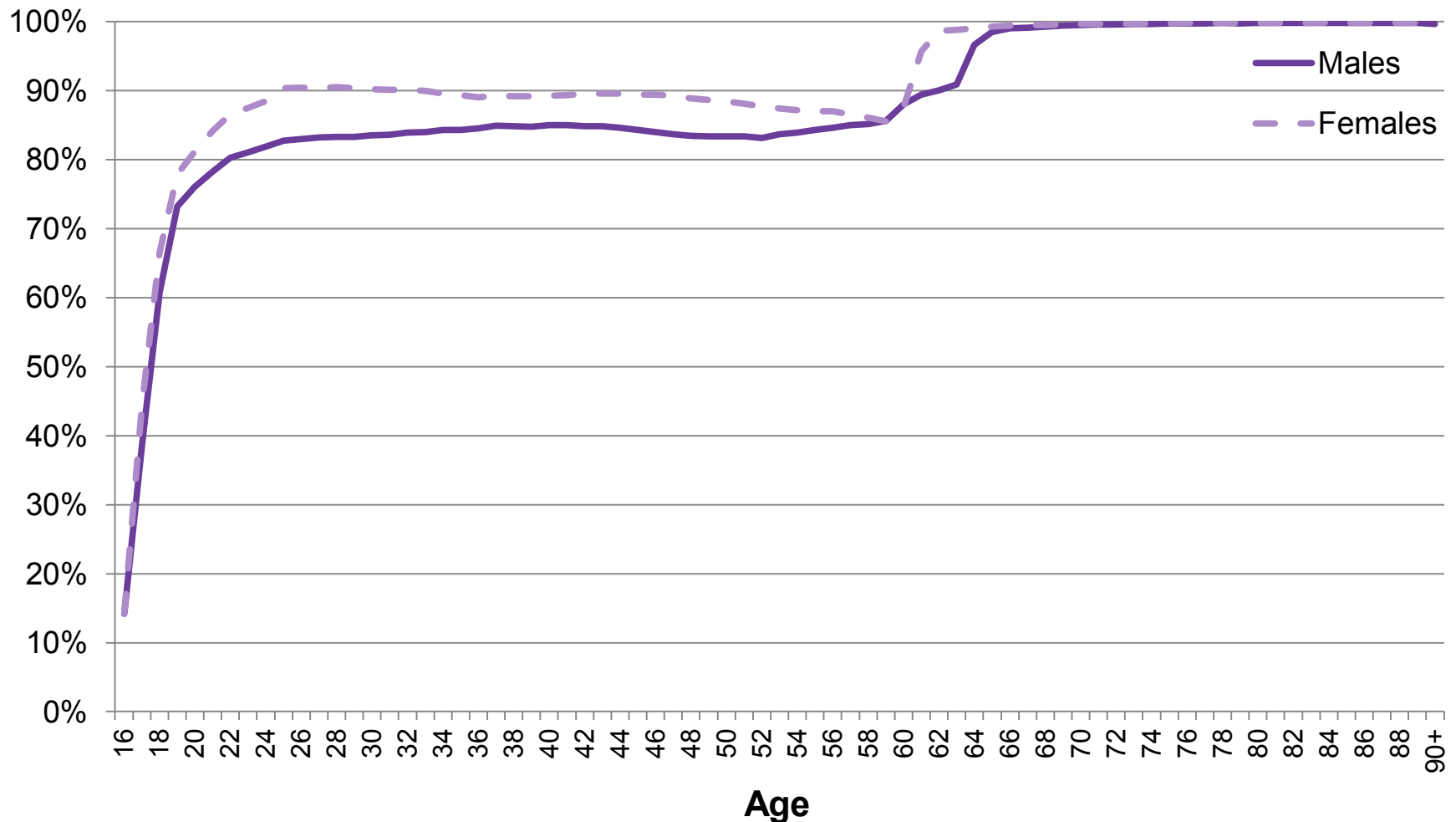
- An income question has never been included in UK censuses
- 2007 Census Test showed inclusion of income question reduced overall response by 2.7 percentage points
- Will not be collected in 2021 Census, explore use of administrative data

# Percentage of the SPD population that has some PAYE and benefits income information by age and sex, England and Wales

Tax year 2013/14

Males and females, aged 16 and over

Percentage of  
the population

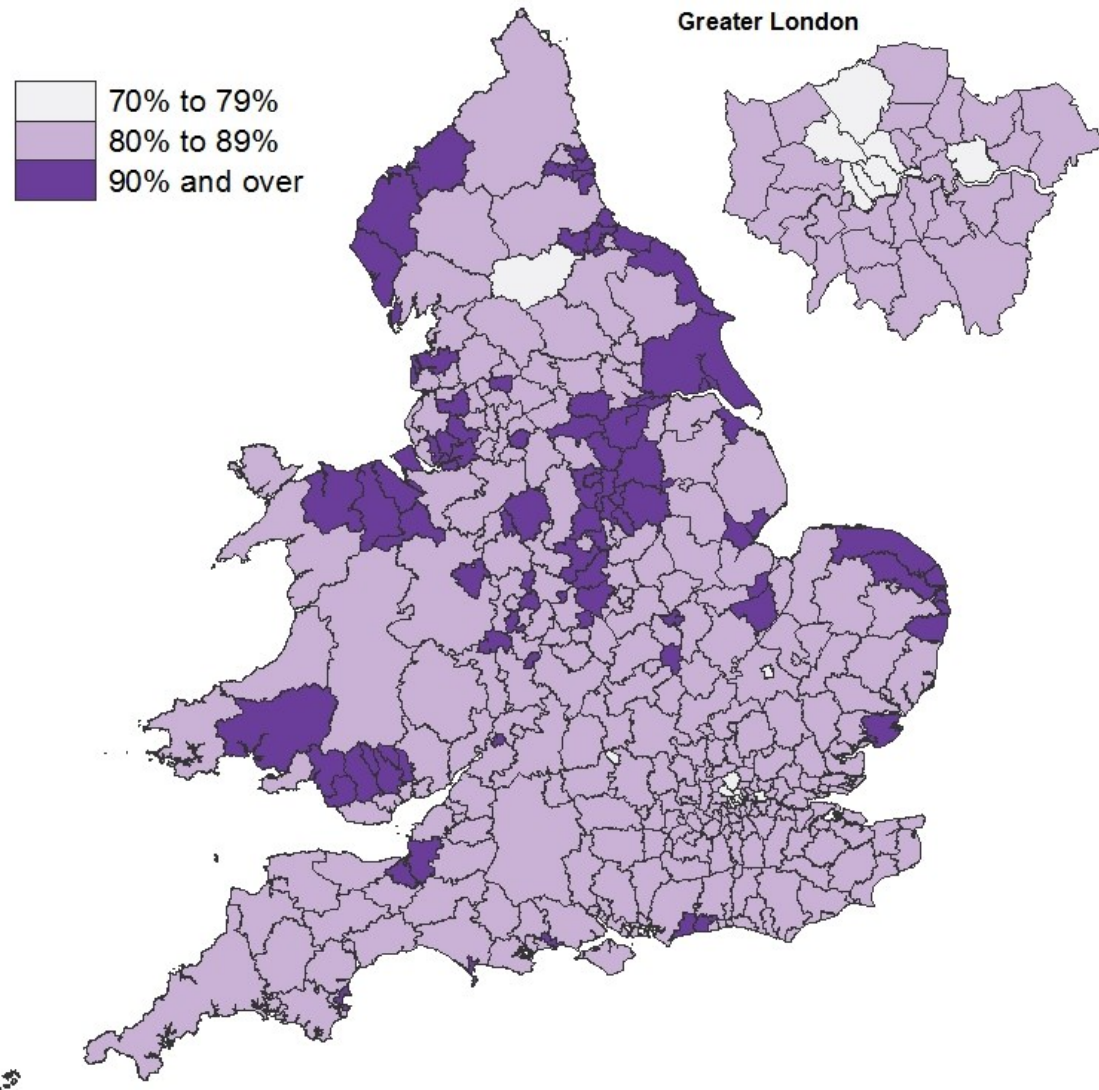


# Percentage of the SPD population that has some PAYE and benefits income information by local authority

Tax year 2013/14

Males and females, aged 16 and over

---



# What's missing?

---

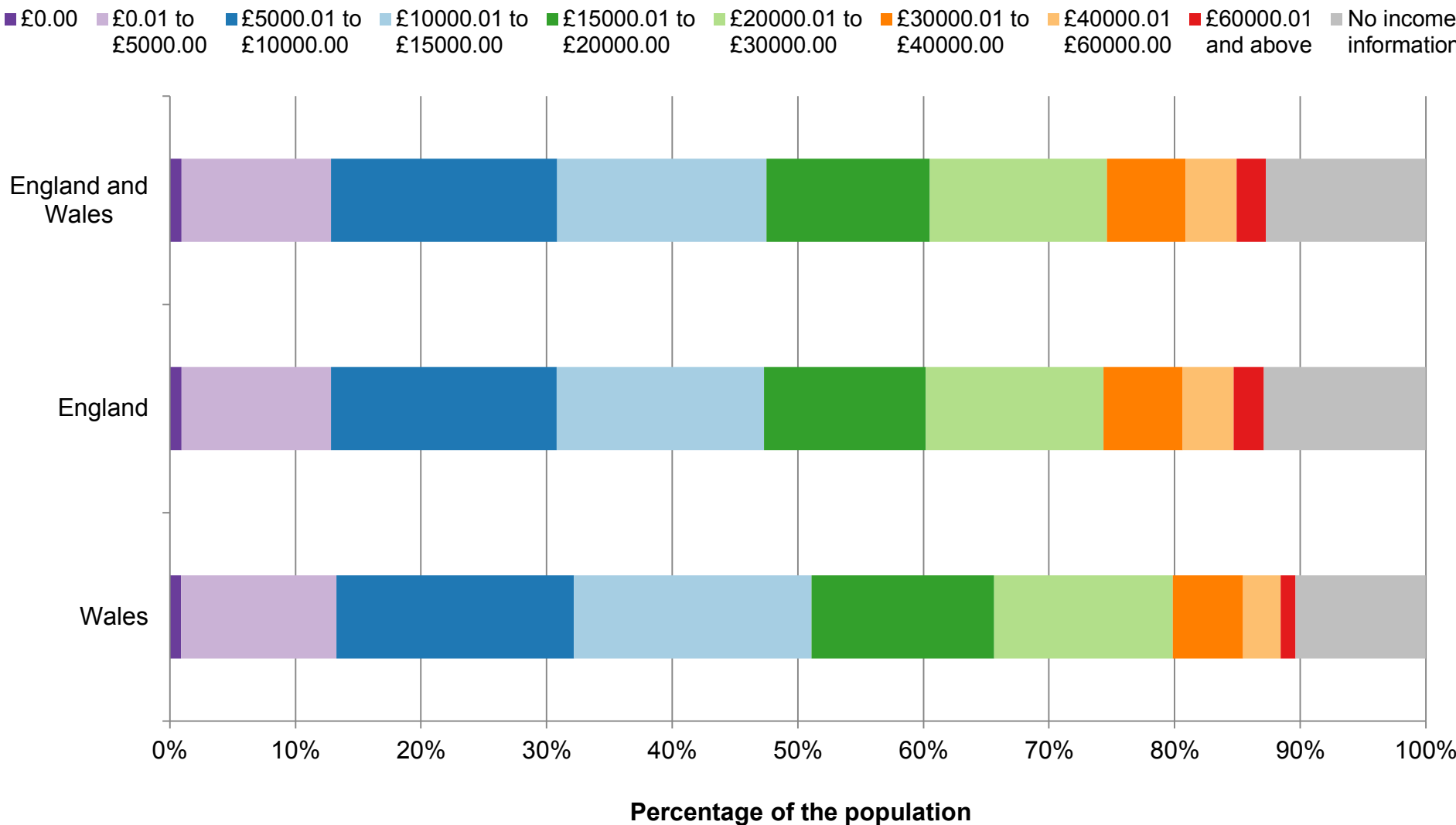
Income from:

- Self-employment
- Investments
- Child benefit
- Universal credit
- Personal independence payments
- Some pensions
- Anything below the tax threshold which doesn't go through the PAYE system

# PAYE and benefits income distribution

Tax year 2013/14

Males and females, aged 16 and over

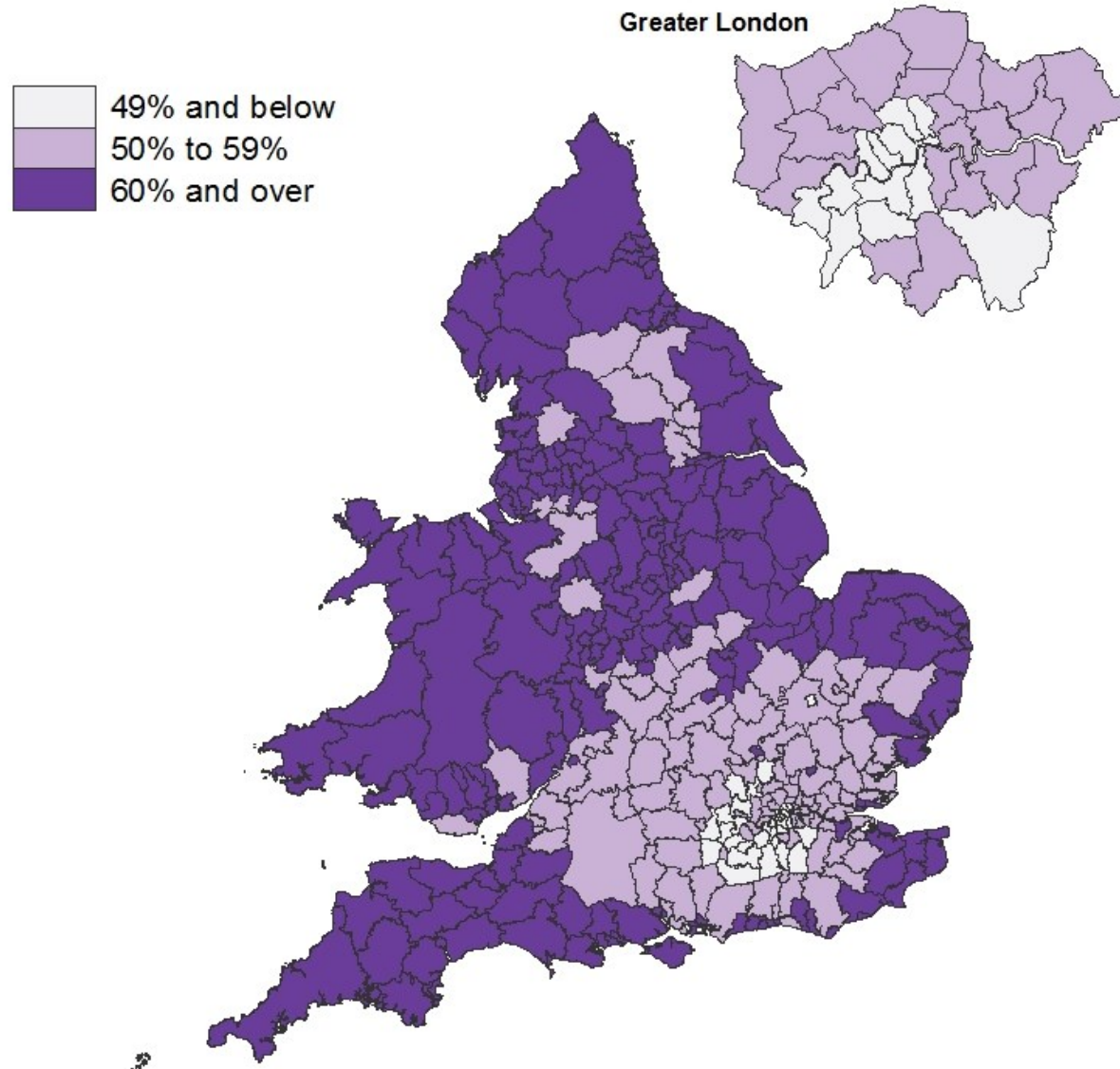


Data Source: PAYE employment and pension data and Tax Credits data from HM Revenue & Customs and benefits data from the Department for Work and Pensions

# Percentage of the population with PAYE and benefits income of £20,000 or below by local authority

Tax year 2013/14

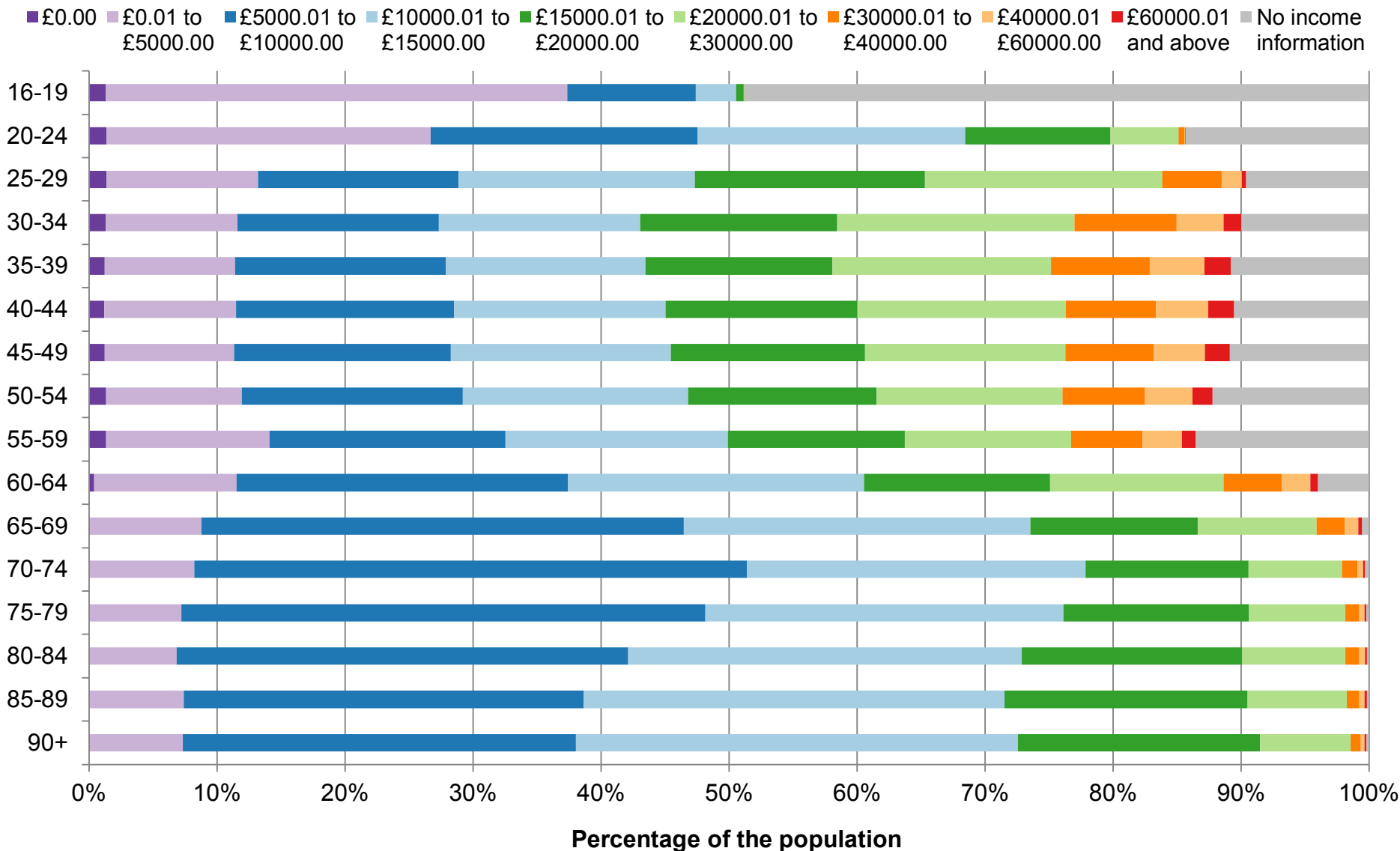
Males and females, aged 16 and over



# PAYE and benefits income distribution for females by age, England and Wales

Tax year 2013/14

Females, aged 16 and over



Percentage of the population

---

**QUESTIONS?**