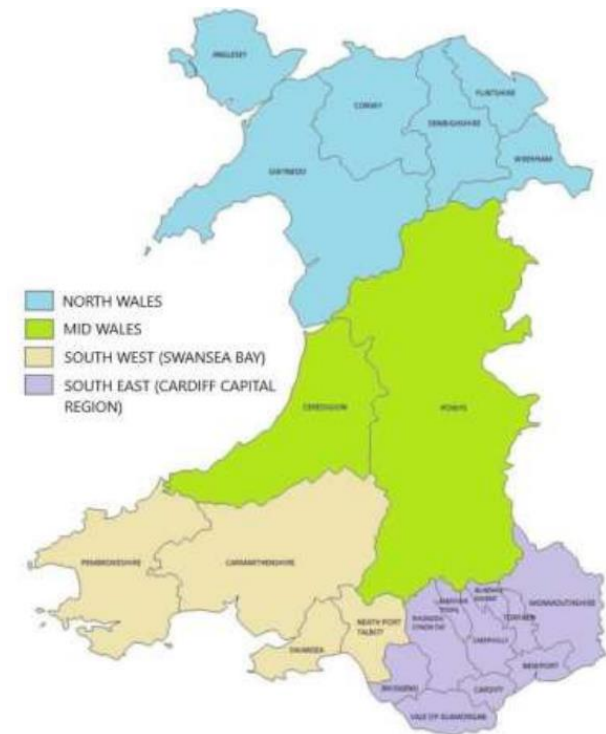


ONS subnational work and Welsh City Regions



James P Harris

ONS Centre for Subnational Analysis

cities@ons.gov.uk

6 February 2020

Today's menu

Starters

Who are we?

Mains

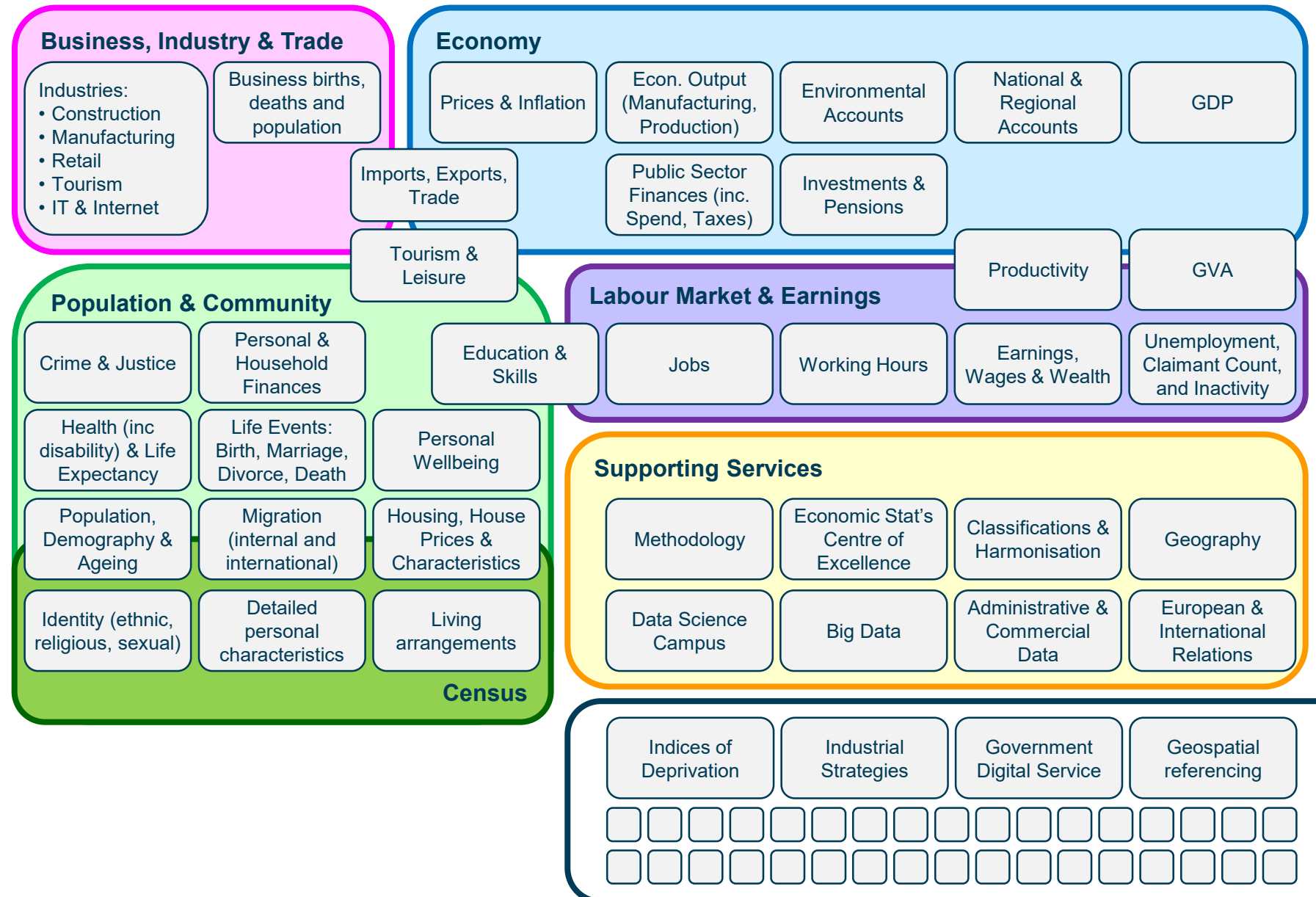
What have we been doing?

Dessert

What will we be doing?

Who are we?

The whole of ONS



Centre for Subnational Analysis

- Team of ~20 staff across ONS sites
- Includes sub-teams on:
 - Regional economic analysis
 - Spatial analysis
 - International engagement
 - Cities analysis
- Work across departments to drive delivery of analysis for smaller geographies across the UK

Aims of our Centre

To **provide innovative and insightful analysis** to inform subnational policymaking

To **work with city and regional stakeholders** to understand their statistical and analytical requirements, and collaborate with ONS and GSS colleagues to deliver these requirements

To **provide leadership and direction** to the ONS and GSS in creating and disseminating subnational statistics and analysis

What have we been doing?


2019 items delivered

- Continuing (and developing) [subnational estimates of productivity](#)
- Analysis of [Town geographies in England and Wales](#)
- Analysis of [High Street geographies](#)
- Development of [subnational values of international trade in services](#)
- Analysis of [Job Quality in city regions](#)
- Investigating [Economies of Ale](#) ([twice](#))
- Analysis of the Midlands Metro
- Support for the Greater Manchester Independent Prosperity Review
- Part of cross-government panel for Local Industrial Strategies
- Delivery of small ad hoc analysis

High street cluster collecting all property on a street within a candidate retail cluster



Subnational service export results, 2017




Explore the pub and bar trade in your area



Ongoing engagement: external

- Meeting and discussing with Combined Authorities across England, and with representatives for Scottish city areas
- Regular engagement with the Greater London Authority
- Cross-government engagement including MHCLG, BEIS, HMRC, Regional Geography Committee
- International engagement with other NSIs
- Conducting regular ONS – Combined Authorities Liaison Group
- Circulation of a Cities Briefing ➔



Ongoing engagement: internal

Active membership in working groups including:

- Labour Market
- Regional Accounts
- Business Demography
- Public Sector Finances
- Data Science Campus
- Census
- Population & Migration
- Ageing
- Housing & Homelessness
- Access to Administrative Data

... among others

What will we be doing?

Current work plans: 2020

- Production of [subnational productivity](#) and [subnational trade in services](#)
- Potentially more work on towns, high streets and job quality
- Workshops and deliverables with Combined Authorities
- Ad hoc analysis according to needs of city regions
- Improved tools for dissemination

Working with authorities

- Gather requirements
- Gather feedback
- Identify impact
- Identify data gaps
- Gather local intelligence
- Offer peer review
- Create Case Studies
- Link to networks and public
- Gain access to new data
- Build relationships



Requesting data

- Designed a template for users to request bespoke pieces of analysis →
- Helps clarify details and makes communication more efficient
- Send to cities@ons.gov.uk

Bespoke data request template for ONS Cities Analysis

Please complete this template for the ONS Cities Analysis team to understand your requirements and act upon them as efficiently as possible. Be as specific and accurate as possible so we can generate the best outcomes. This is not an exhaustive document, so please add whatever detail you think is necessary.

Who will ultimately use this output? Examples: Mayor ; local authorities ; press office	
When do you need this output? Dates may be a publication, a press announcement, a public event, a foreign visit, a project launch, etc	
Who should we work with to set definitions, agree deadlines and deliver results? Please give name, email and full telephone number	
What is the question you need to answer? What policy need does this inform? What statement or release are you making? If possible include links or attach supporting info, especially if this is based upon a previous output	
Where did this requirement come from? Examples: manifesto ; annual update ; new policy	
What variable(s) are you are interested in? Examples: jobs ; employees ; residents ; number of businesses ; turnover ; total spend ; hourly wage ; percentage of employees earning less than £x	
For what time period do you need this data? Examples: latest year available ; 2006 to 2010 ; quarterly data for the last five years	
For what geography do you need this data? Examples: UK ; WM region ; local authorities within WMCA ; MSOAs ; "as low as possible"	
On a residence basis or a workplace basis? Many variables can be calculated based upon where people live (residence), like population or wealth, or where they work (workplace), like jobs or wages	
Any other details, filters or breakdowns? Examples: sex ; age groups ; ethnicity ; industry ; nationality ; occupation ; size of business	
Do you know which data source should be used to conduct this analysis? Examples: LFS/APS ; BRES ; ASHE ; IDBR ; etc	
Any other details	

Please submit this form to cities@ons.gov.uk so we can process it as quickly as possible. You should expect a response with indications of whether this is possible and timescales within two working days. Actual delivery of outputs may take significantly longer, especially if numerous years, geographies or breakdowns are required.



What do Welsh cities' need?

Consider signing
up for our briefing



Get in touch: cities@ons.gov.uk

