Llywodraeth Cymru
Welsh Government

Yr Is-adran Gwyddoniaeth, Ymchwil a Thystiolaeth
Science Research Evidence Division
Y Grŵp Iechyd, Gofal ac Atal
Health, Care and Prevention Group

Weekly Surveillance Report

27 November 2026



gov.wales

This report was produced by the Science Research Evidence Division (SRE) (previously Science Evidence Advice Division (SEA)).

Science Research Evidence: Weekly Surveillance Report

A. Top Line Summary (as at week 47 2026, up to 22 November 2026)

- COVID-19 confirmed case admissions to hospital have **decreased** and in-patient cases have **increased** in the most recent week.
- Influenza (flu) confirmed case admissions to hospital have **increased** and in-patient cases have **increased** in the most recent week.
- Respiratory Syncytial Virus (RSV) admissions to hospital have **increased** and in-patient cases have **increased** in the most recent week.
- Respiratory Syncytial Virus (RSV) incidence in children under 5 years has **increased** in the most recent week.
- Scarlet Fever notifications have **increased** in the most recent week.
- Norovirus confirmed cases have **increased** in the most recent week.

B. Acute Respiratory Infections Situation Update

B.1. COVID-19 Update

- At a national level, the weekly number of confirmed cases of community-acquired admissions to hospital **decreased** and the number of cases who were inpatients **increased** in week 47 2025 (to 22 November 2026).
- As of 22 November 2026 (week 47), the number of confirmed cases of community acquired COVID-19 admitted to hospital **decreased** to **43** (**47** in the previous week) and there were **357** in-patient cases of confirmed COVID-19, **4** of whom were in critical care compared to **343** and **0** in the previous week.
- Confirmed cases of positive tests decreased to **8.5%** in hospital and non-sentinel GP practices in the most recent week (week 47).
- In the last six weeks, **Omicron TA.1** is the most frequently detected Pango lineage group in Wales currently, accounting for **21.5%** of sequenced cases in the previous six weeks (reporting weeks 2026 W39 to 2026 W45; data as at 11/11/26).

Figure 1: Samples from hospital patients submitted for COVID-19, influenza and Respiratory Syncytial Virus (RSV) testing only, by week of sample collection, week 47 2025 to week 47 2026 (source: PHW).

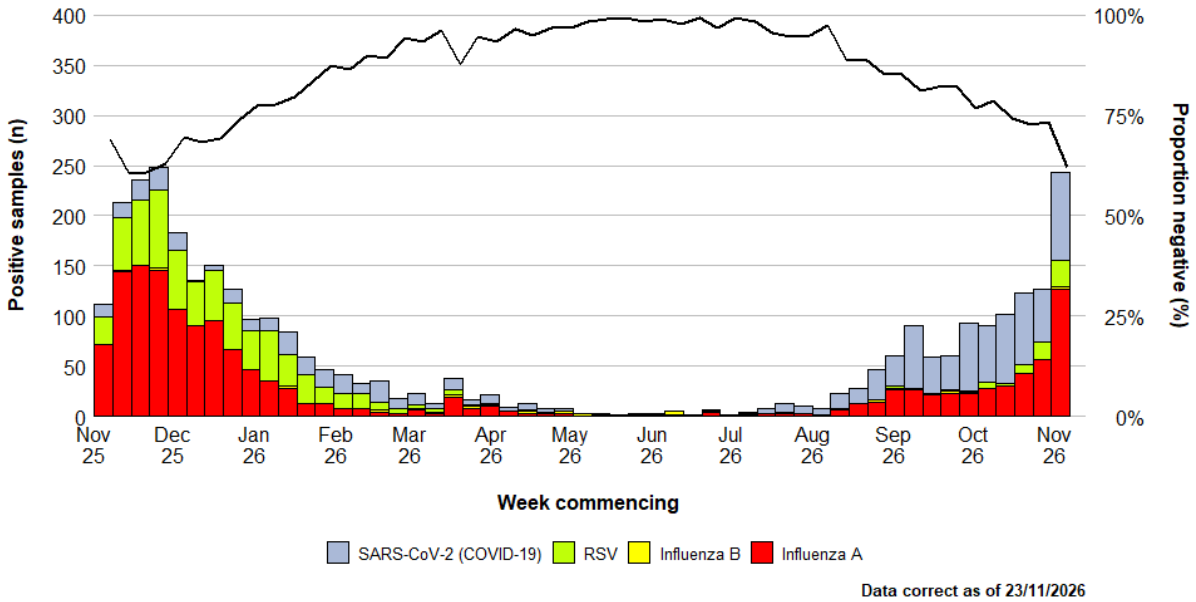

B.2 Influenza (flu) Update

- Influenza is now circulating in Wales.
- The overall proportion of samples testing positive in hospital and non-sentinel patients **increased** in the most recent week to **17.5%**.
- Consultations for influenza-like illness (ILI) with sentinel GPs are at low intensity levels compared to the previous week. 31 cases of influenza were confirmed from symptomatic sentinel GP network patients across Wales last week.
- The number of confirmed cases of community acquired influenza admitted to hospital increased to **125** in the most recent week (**78** in the previous week) and there were **244** in-patient cases of confirmed influenza, **4** of whom were in critical care compared to **142** and **8** in the previous week.
- In the most recent week (week 47) there were 2 influenza A(H3), 78 influenza A(H1N1), 314 influenza A untyped and 5 influenza B subtypes detected in Wales (Figure 2).

Figure 2: Influenza subtypes based on samples submitted for virological testing by Sentinel GPs and community pharmacies, hospital patients, and non-Sentinel GPs, by week of sample collection, week 47 2025 to week 47 2026 (source: PHW).

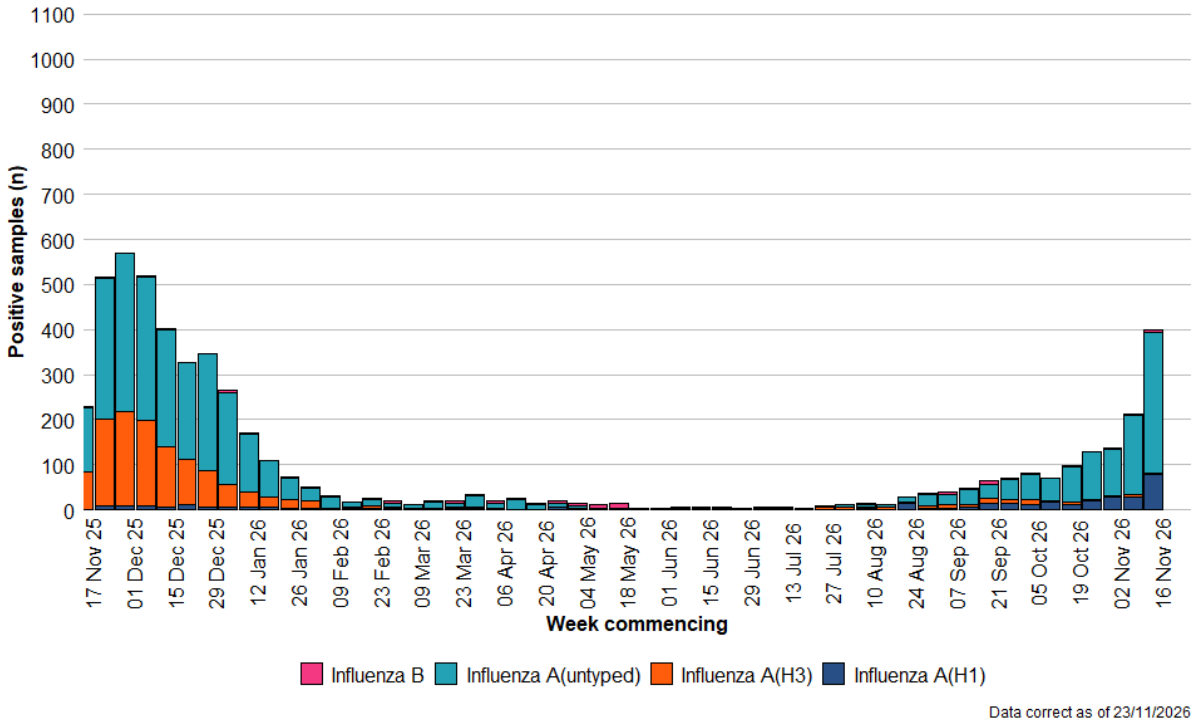

The sentinel GP consultation rate for influenza-like illness (ILI) is at low levels and the three week trend is variable.

There were 9.6 ILI consultations per 100,000 practice population in the most recent week, an increase compared to the previous week (7.1 consultations per 100,000).

Surveillance indicators for acute respiratory infections in GP consultation data in Wales are **increasing** in people aged under 5 years.

Figure 3: Sentinel GP network clinical consultation rate for ILI per 100,00 practice population (source: PHW).

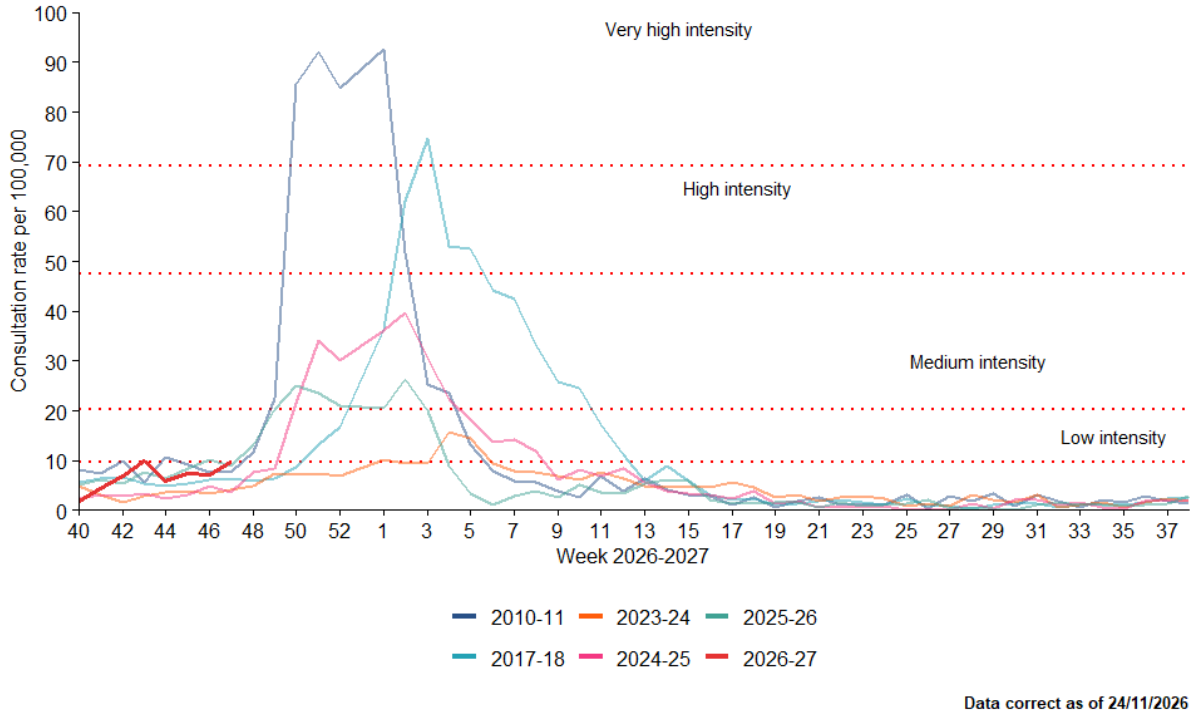

B.3. Respiratory Syncytial Virus (RSV) Update

- The number of confirmed cases of community acquired RSV admitted to hospital increased to **52** (41 in previous week). There were **30** in-patient cases of confirmed RSV, 1 of whom were in critical care, compared to 20 and 0 in the previous week.
- RSV incidence per 100,000 in children aged up to 5 years is now at **high intensity** levels (46.1 per 100,000), see Figure 4.

Figure 4: Respiratory Syncytial Virus (RSV) incidence rate per 100,000 population under 5 years, week 30 2022 to week 47 2026 (source: PHW).

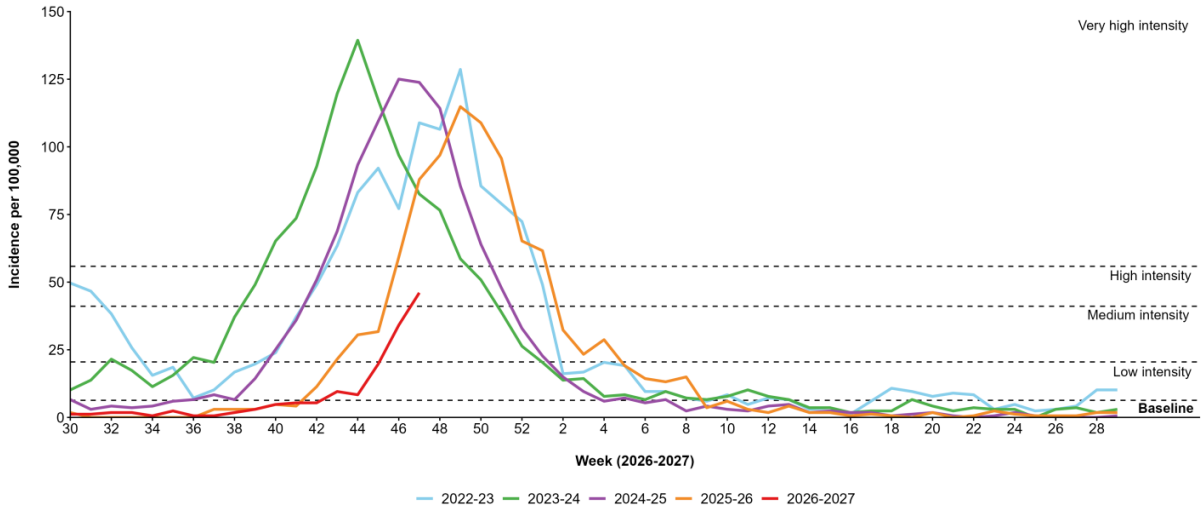

B.4 iGAS and Scarlet Fever Update

The number of iGAS notifications are currently low, remaining at seasonally expected levels. Scarlet Fever notifications have **increased** in the most recent week (week 47, up to 22 November 2026), Figure 5.

Figure 5: Rolling 3-Week average Scarlet Fever notifications, 2014-2026, Wales (source: PHW).

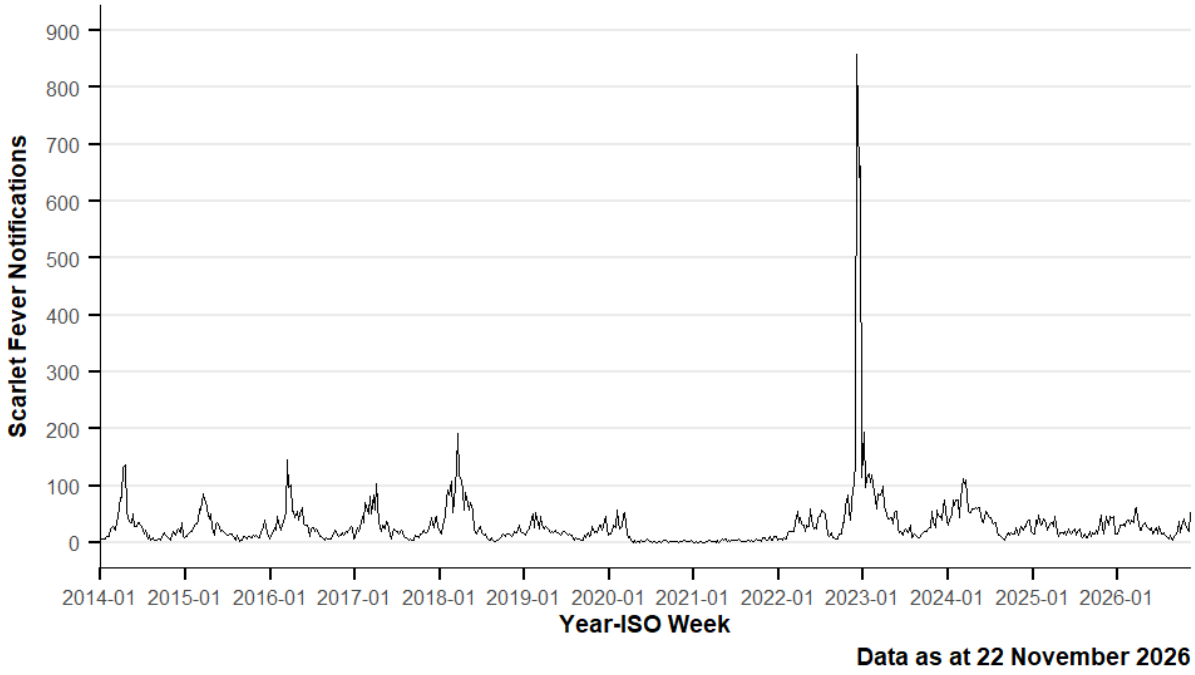

B.5. Additional indicators

- The number of ambulance calls recorded referring to respiratory syndromic indicators **increased** from 1,588 in the previous week to 1,785 in the latest reporting week (week 47).
- During Week 47, **11** ARI outbreaks were reported to the Public Health Wales Health Protection Team. Of these incidents, 6 were influenza (2 of which had co-circulating pathogens) and 5 were other acute respiratory infections. 10 of these outbreaks were in a residential home, and 1 was in a school, nursery or day care setting.
- Thus far this season, according to European Mortality Monitoring (EuroMoMo) methods, no excess has been reported in the weekly number of deaths from all causes in Wales.

C. Science Research Evidence Winter Modelling

C.1 Short Term Projections

The Science Research Evidence (SRE) team at Welsh Government have produced short term projections (STPs) for COVID-19, influenza (flu) and Respiratory Syncytial Virus (RSV) at national and at Local Health Board level. STPs project 2 weeks forward using the most recent data covering the previous 8 weeks, and do not explicitly factor in properties of the infectious disease, policy changes, changes in testing, changes in behaviour, emergence of new variants or rapid changes in vaccinations.

The STPs report the difference between the most recent observed data (7 day rolling sum) and the projected central estimate 2 weeks later. STP computations use admission data from PHW until **22 November 2026** to make short term projections two weeks forward **(to 06 December 2026)**. The dots in the charts represent the most recent observed data points (7 day rolling sum) while the white line is the central estimate from the most recent projection. The colour shadings represent the 95% confidence interval of the projections.

The STPs are produced nationally and at the provider health board level, not at resident health board level. Powys health board is not included in the analysis due to low numbers.

C.1.1 COVID-19

STPs for Wales show that COVID-19 admissions are projected to **remain stable** over the next two-week period (to 06 December 2026), Figure 6.

Figure 6: Short term projections for COVID-19 hospital admissions in Wales (data to 22 November 2026, projection to 06 December 2026).

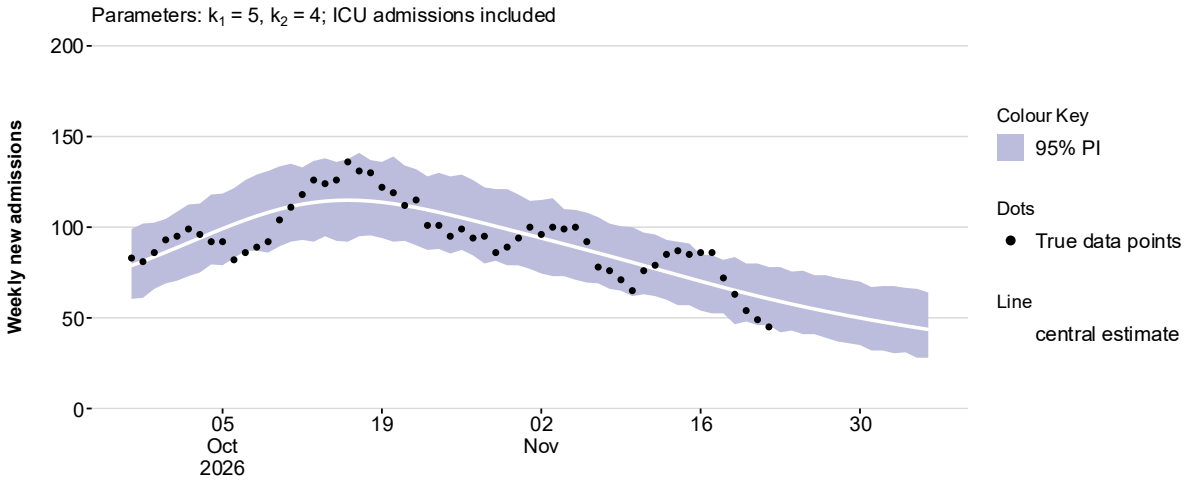

COVID-19 admissions are projected to **decrease** in Betsi Cadwaladr, Cardiff and Vale, Cwm Taf Morgannwg and Swansea Bay health boards, **increase** in Hywel Dda health board and **remain stable** in Aneurin Bevan health board over the next two weeks (to 06 December 2026), Figure 7.

Figure 7: Short term projections for COVID-19 hospital admissions in Wales Health Boards (data to 22 November 2026, projection to 06 December 2026).

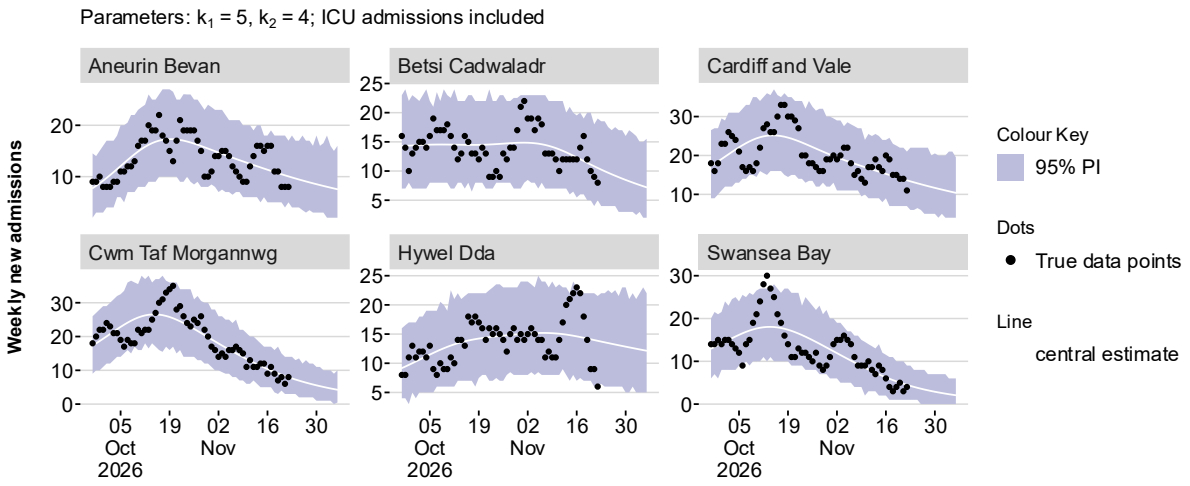

C.1.2 Influenza (flu)

STPs for Wales show that influenza admissions are projected to **increase** over the next two-week period (to 06 December 2026), Figure 8.

Figure 8: Short term projections for influenza (flu) hospital admissions in Wales (data to 22 November 2026, projection to 06 December 2026).

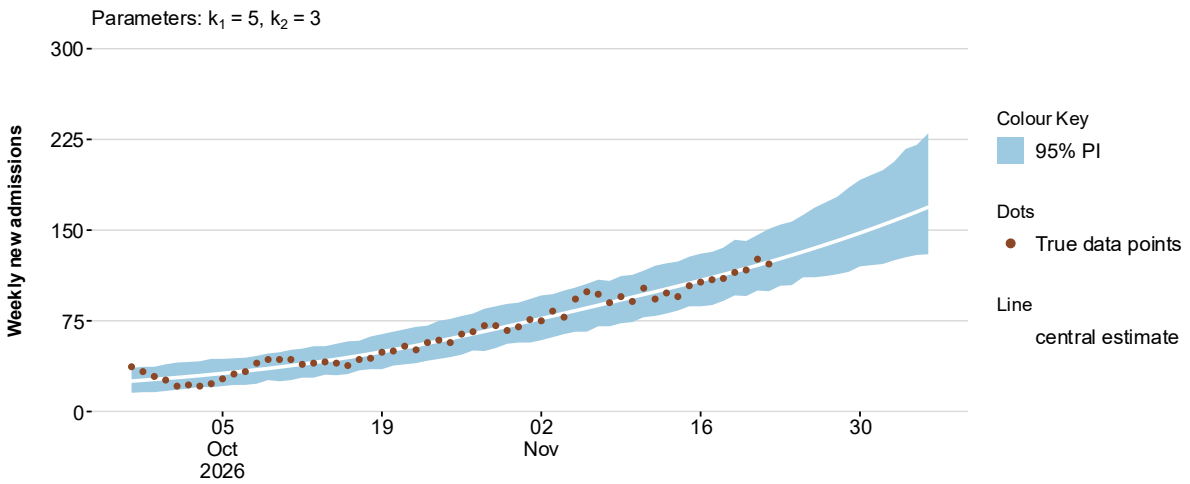

Influenza admissions are projected to **increase** in Betsi Cadwaladr, Cardiff and Vale, Cwm Taf Morgannwg, Hywel Dda and Swansea Bay health boards and **decrease** in Aneurin Bevan health board over the next two-week period (to 06 December 2026), Figure 9.

Figure 9: Short term projections for influenza (flu) hospital admissions in Wales Local Health Boards (data to 22 November 2026, projection to 06 December 2026).

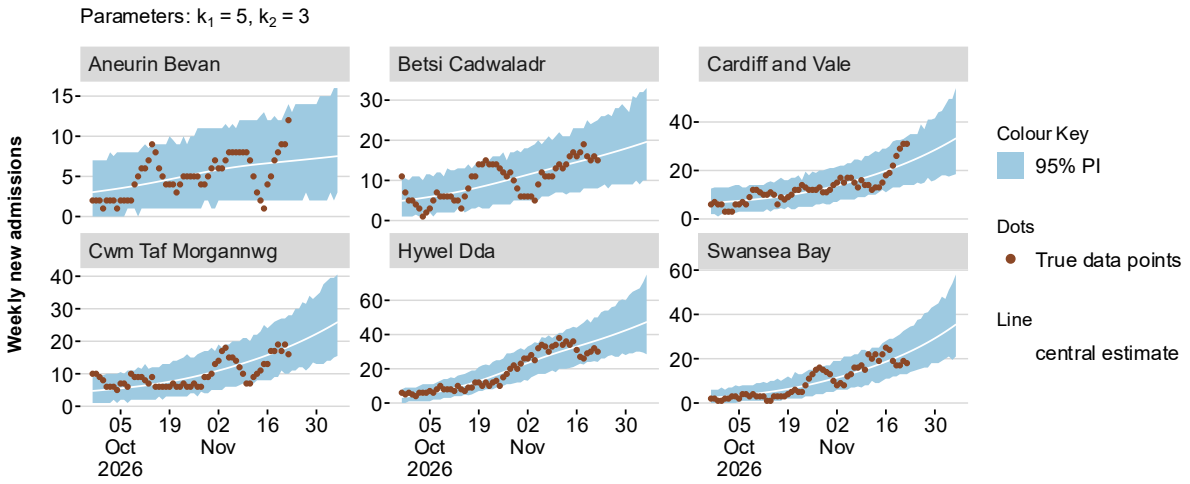

C.1.3 Respiratory Syncytial Virus (RSV)

STPs for Wales show that RSV admissions are projected to **increase** over the next two-week period (to 06 December 2026), Figure 10.

Figure 10: Short term projections for Respiratory Syncytial Virus (RSV) hospital admissions in Wales (data to 22 November 2026, projection to 06 December 2026).

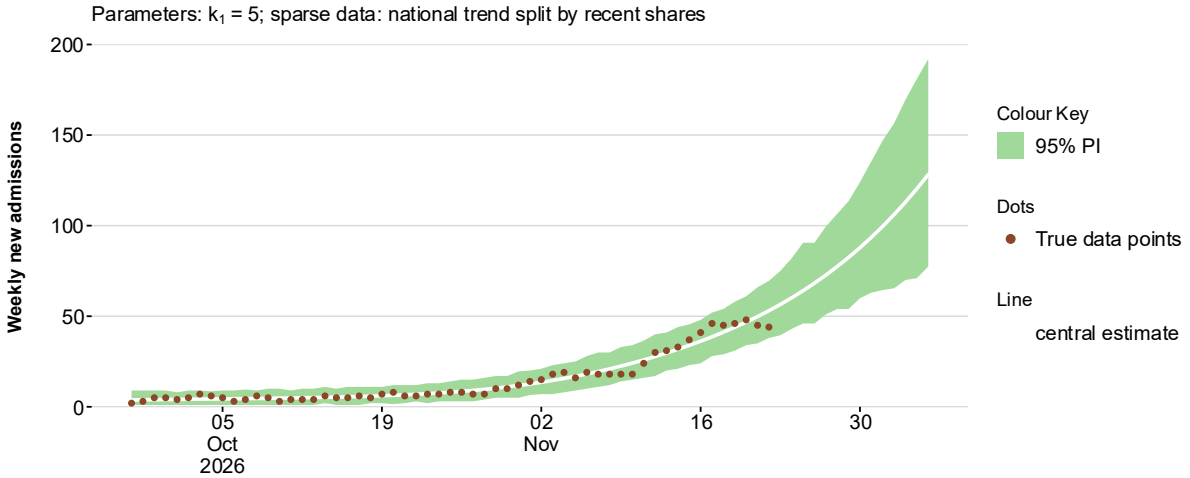

RSV admissions for all age groups are projected to **increase** over the next two-week period, except for the 5-19 years and 20-39 years age groups which are projected to **remain stable** over the next two-week period (to 06 December 2026), Figure 11.

Figure 11: Short term projections for Respiratory Syncytial Virus (RSV) hospital admissions in Wales by age groups (data to 22 November 2026, projection to 06 December 2026).

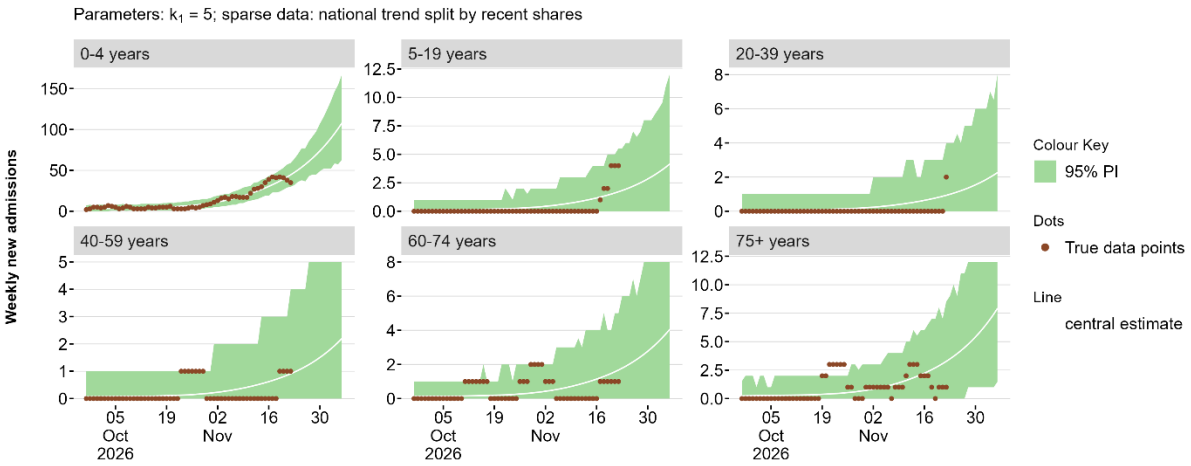

RSV admissions are projected to **increase** in all local health boards over the next two weeks (to 06 December 2026), Figure 12.

Figure 12: Short term projections for Respiratory Syncytial Virus (RSV) hospital admissions in Wales Local Health Boards (data to 22 November 2026, projection to 06 December 2026).

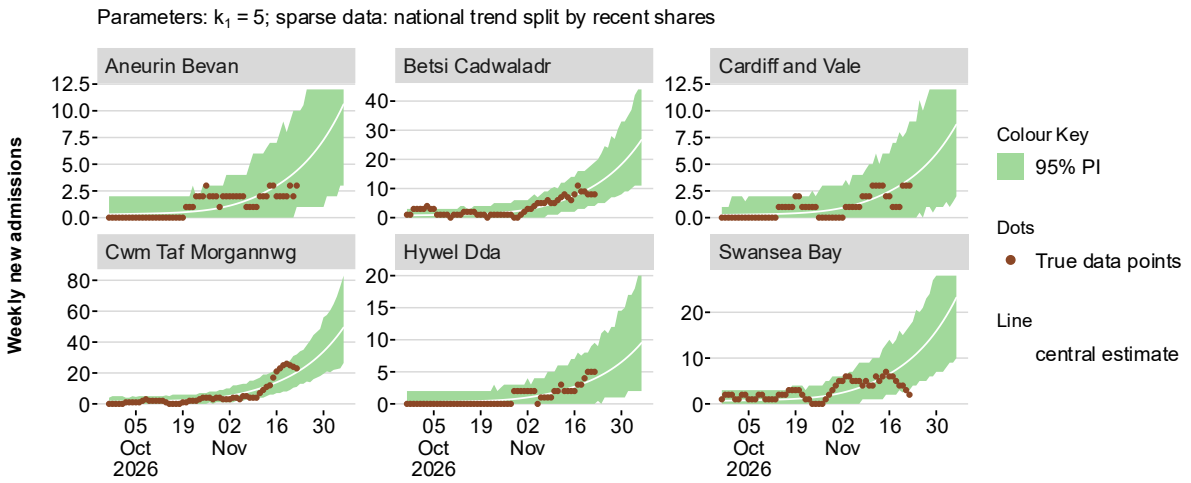

C.2 Winter Modelling 2026/27

The Science, Research and Evidence (SRE) team in Welsh Government have published modelled scenarios for COVID-19, influenza and Respiratory Syncytial Virus (RSV) for Winter 2026/27.

This uses analysis of historical data to estimate what we may see in winter 2026/2027 in terms of hospital admissions and hospital bed occupancy in Wales, contributing to winter planning for NHS Wales.

The figures that follow (Figures 13-15) show an estimate of hospital admissions occurring so far in winter 2026/2027 using actual data and are compared to our 2026/2027 winter modelling scenarios (see the technical notes at this section for details on how the 'actuals' were estimated).

Modelling is an estimate of what may happen, not a prediction of what will happen.

C.2.1 COVID-19

COVID-19 admission actuals are currently decreasing and lie between Scenario B and Scenario C, Figure 13.

Figure 13: Daily COVID-19 Winter 2026/2027 admissions scenarios, modelling to 31 March 2027 (actuals data until 22 November 2026).

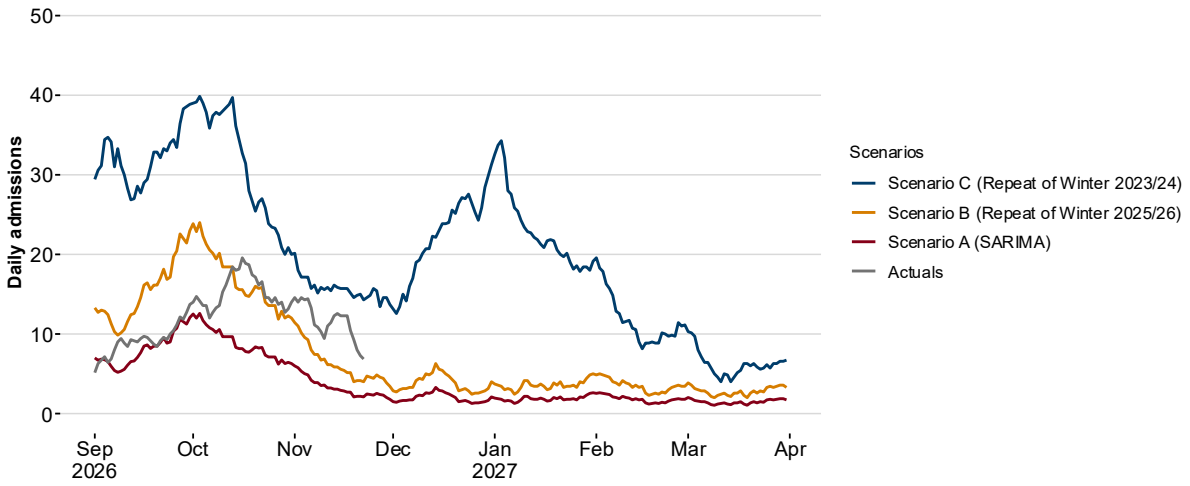

Source: Raw data to 31 March 2026 provided by DHCW, projected scenarios from 01 September 2026 to 31 March 2027 from SRE, actuals data until 22 November 2026 from PHW.

C.2.2 Influenza (flu)

Influenza admission actuals are increasing and track closely with Scenario C, Figure 14.

Figure 14: Daily influenza Winter 2026/2027 admissions scenarios, modelling to 31 March 2026 (actuals data until 22 November 2026).

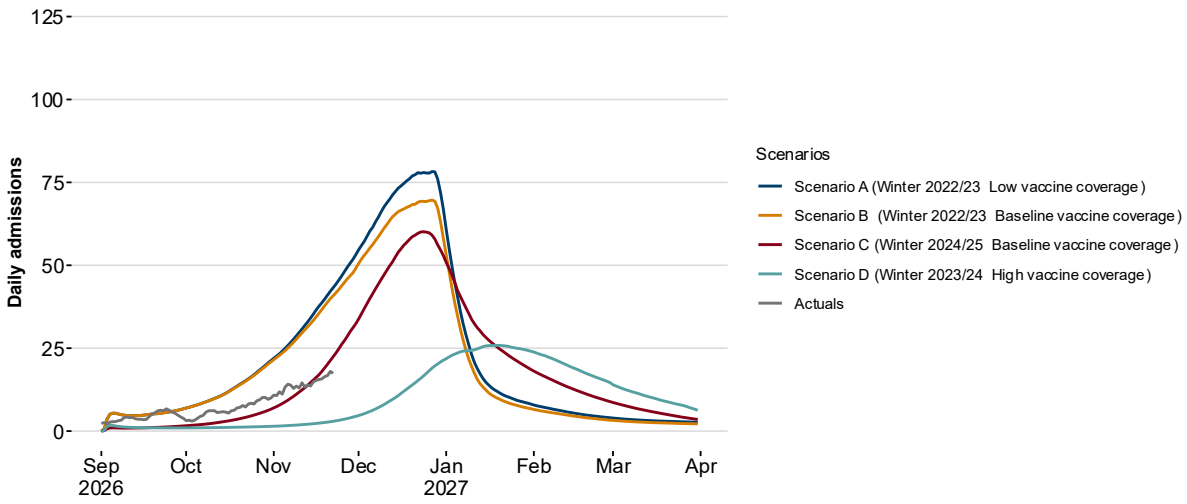

Source: Raw data to 31 March 2026 provided by DHCW, projected scenarios from 01 September 2026 to 31 March 2027 from SRE, actuals data until 22 November 2026 from PHW.

C.2.3 Respiratory Syncytial Virus (RSV)

RSV admission actuals (aged 0-4 years) are decreasing and tracking below all Scenarios, Figure 15.

Figure 15: Daily RSV Winter 2026/2027 paediatric (ages 0-4) admissions scenarios, modelling to 31 March 2026 (actuals data until 22 November 2026).

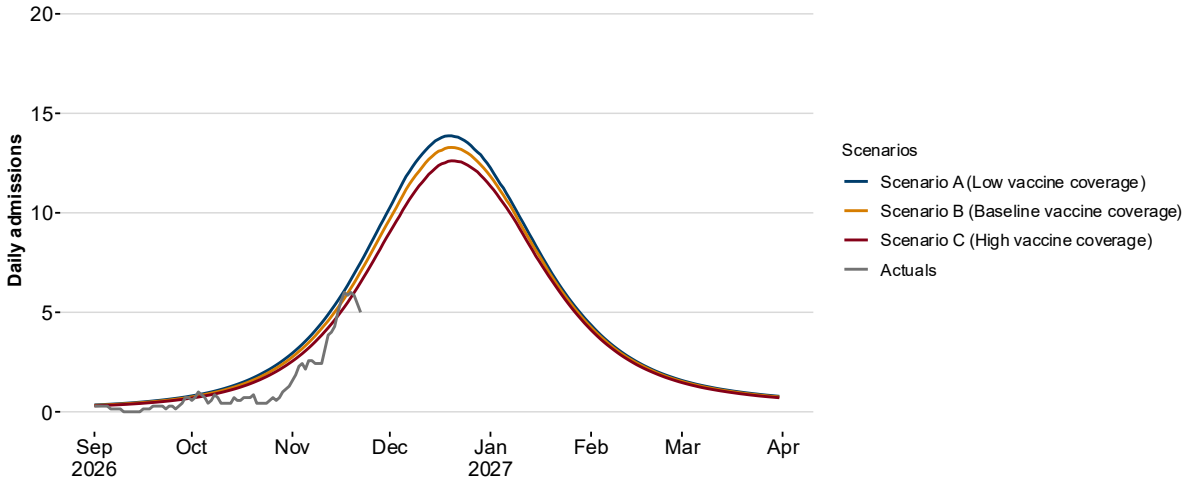

Source: Raw data to 31 March 2026 provided by DHCW, projected scenarios from 01 September 2026 to 31 March 2027 from SRE, actuals data until 22 November 2026 from PHW.

C.2.2 Technical Notes

The winter modelling used hospital admissions data from the Patient Episode Data for Wales (PEDW) dataset provided by Digital Health and Care Wales (DHCW). However, due to a lag in clinical coding and receiving PEDW data from DHCW, the ICNET admissions data provided by Public Health Wales (PHW) were used for the actuals. The data sources differ for a few reasons: the influenza and RSV data from PHW includes lab-confirmed results only and includes inpatients only. The PEDW data from DHCW is based on International Classification of Diseases version 10 (ICD-10) codes.

Modelling Scenario Details:

COVID-19

- Data includes ICD-10 codes U07.1, U07.2, U09.9 and U10.9. Two scenarios repeat recent year's data from Digital Health and Care Wales, and one is calculated by applying a statistical technique.

Table 1: Descriptions for COVID-19 admission scenarios.

Scenario name	Scenario	Description
Scenario A (SARIMA)	SARIMA	Model fit to SARIMA modelling.
Scenario B (Repeat of Winter 2025/26)	Repeat of Winter 2025 to 2026	Model fit to 2025 to 2026 winter season.
Scenario C (Repeat of Winter 2023/24)	Repeat of Winter 2023 to 2024	Model fit to 2023 to 2024 winter season.

Influenza (flu)

- Data includes ICD-10 codes: J09.X, J10.0-J10.2, J10.0, J11.8, J11.1 and J11.2.

Table 2: Descriptions for influenza admission scenarios.

Scenario name	Scenario	Description
Scenario A	Repeat of 2029 to 2023 data, low vaccine coverage	2029 to 2023 winter season (when both H1N1 and H3N2 were dominant) with low vaccine uptake assumptions (20% lower than observed uptake).
Scenario B	Repeat of 2029 to 2023 data,	2029 to 2023 winter season (when both H1N1 and H3N2 were dominant) with baseline

	baseline vaccine coverage	vaccine uptake assumptions (observed vaccine uptake).
Scenario C	Repeat of 2024 to 2025 data, baseline vaccine coverage	2024 to 2025 winter season (when H1N1 was dominant) with baseline vaccine uptake assumptions (observed vaccine uptake).
Scenario D	Repeat of 2023 to 2024 data, high vaccine coverage	2023 to 2024 winter season (when H1N1 was dominant) with high vaccine uptake assumptions (20% higher than observed vaccine uptake).

Respiratory Syncytial Virus (RSV)

- Data includes ICD-10 codes: J12.1, J20.5, J21.0 and B97.4.

Table 3: Descriptions for Respiratory Syncytial Virus (RSV) admission scenarios.

Scenario name	Scenario	Description
Scenario A (Low coverage)	Low vaccine coverage	Model fit to data between 1 April 2023 and 31 March 2026. Vaccine uptake rate assumed to be 20% lower than baseline vaccine coverage.
Scenario B (Baseline coverage)	Baseline vaccine coverage	Model fit to data between 1 April 2023 and 31 March 2026. Baseline vaccine coverage assumes a repeat of from the uptake rates during 2025/26.
Scenario C (High coverage)	High vaccine coverage	Model fit to data between 1 April 2023 and 31 March 2026. Vaccine uptake rate assumed to be 20% higher than baseline vaccine coverage.

D. Communicable Disease Situation Update (non-respiratory)

D.1. Norovirus Update

In the current reporting week (week 47 2026), a total of **31** Norovirus cases were reported in Welsh residents. This is an increase (29.2%) in reported cases compared to the previous reporting week (week 46 2026), when **24** Norovirus cases were reported.

In the last 12-week period (31/08/2026 to 22/11/2026) a total of **144** Norovirus cases were reported in Welsh residents. This is a decrease (-40.5%) in reported cases compared to the same 12-week period in the previous year (31/08/2025 to 22/11/2025) when **242** Norovirus cases were reported.

In the last 12 weeks (31/08/2026 to 22/11/2026) **73 (50.7%)** Norovirus cases were female and **71 (49.3%)** cases were male. The age groups with the most cases were the **70-79 (34 cases)** and **60-69 (29 cases)** age groups (Figure 16).

Figure 16: Age and sex distribution of confirmed Norovirus cases in the last 12 weeks (24 August 2026 to 22 November 2026).

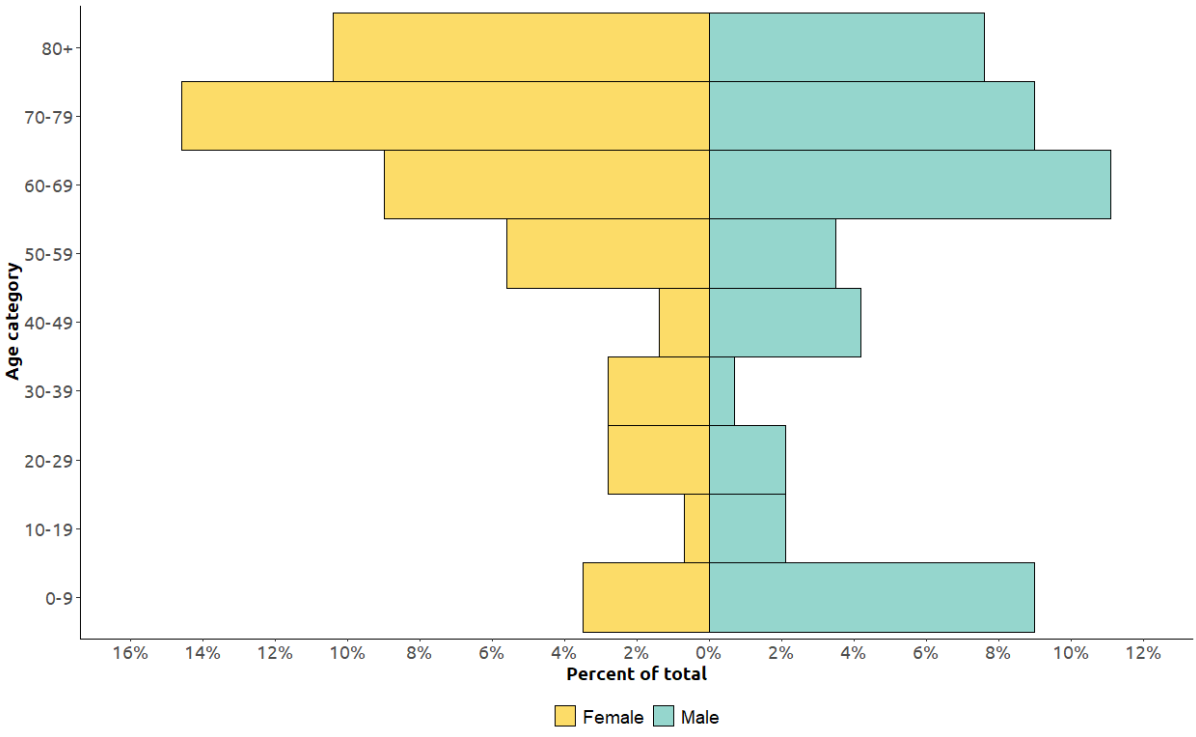

Notes: This data from PHW only includes locally-confirmed PCR positive cases of Norovirus in Wales within the 12-week period up until the end of the current reporting week (week 47, up to 22/11/2026). Under-ascertainment is a recognized challenge in norovirus surveillance with sampling, testing and reporting known to vary by health board. In addition, only a small proportion of community cases are confirmed microbiologically.

E. UK and International Surveillance Update

E.1. Ebola disease outbreak caused by Bundibugyo virus – Democratic Republic of the Congo and Uganda – 2026 (26 November)

- As of 25 November 2026, the Democratic Republic of the Congo (DRC), where community transmission is ongoing, has reported a total of 12,021 confirmed cases, including 5,904 related deaths (from data up until 24 November). Since the beginning of the outbreak, eight provinces have been affected: Ituri, Nord-Kivu, Sud-Kivu, Tshopo, Haut-Uélé, Bas-Uélé, Sud Ubangi and Nord Ubangi.
- Since the beginning of the outbreak, excluding cases reported from DRC and those medically evacuated to Europe, 20 cases have been reported in Uganda, nine in Kenya and one in Nigeria (medically evacuated to Switzerland). Secondary transmission associated with imported cases has been reported in Uganda and Kenya.
- On 5 November, a healthcare worker of British nationality who was working in DRC and tested positive for Ebola was medically evacuated to the UK to receive specialist treatment in a high-level isolation unit The patient has since been discharged.
- ECDC is monitoring the outbreak through its epidemic intelligence activities and actively liaising with partners to support the response.
- Since 26 October, three ECDC experts have been deployed to Nigeria to provide advice and technical support to the EU Delegation in Abuja. Support has also been offered to the Nigerian authorities in surveillance, contact tracing, IPC and preparedness and response.

E.2. Seasonal surveillance of West Nile Virus infections – 2026 (18 November)

Since the beginning of the 2026 transmission season, and as at 18 November, 236 areas affected by West Nile virus (WNV) have been identified in 20 countries across Europe.

These areas are located in Italy (70), France (32), Greece (25), Romania (25), the Netherlands (18), Serbia (11), Bulgaria (7), Croatia (7), Spain (7), Belgium (6), Germany (6), North Macedonia (5), Hungary (4), Kosovo* (4), Austria (3), Albania (2), Cyprus (1), Moldova (1), Slovakia (1) and Slovenia (1).

This week, one area has been reported as affected for the first time this season.

The 20 countries have reported 2 057 locally acquired human cases of WNV infection: Italy (783 cases), Greece (463 cases of which 3 had an unknown place of infection), France (205 cases), Spain (150 cases), Romania (140 cases), the Netherlands (80 cases of which four had an unknown place of infection), North Macedonia (71 cases), Serbia (59 cases), Croatia (22 cases), Cyprus (21 cases), Belgium (15 cases), Austria (8 cases), Bulgaria (8 cases), Kosovo* (8 cases), Albania (7 cases), Germany (7 cases), Hungary (5 cases), Slovenia (3 cases), Moldova (1 case) and Slovakia (1 case).

** This designation is without prejudice to positions on status and is in line with UNSCR 1244/1999 and the ICJ Opinion on the Kosovo declaration of independence.*

E.3. Avian influenza A(H5N1) human cases – United States (23 November)

On 18 November 2026, the Oregon Health Authority (OHA) confirmed the first human case of highly pathogenic avian influenza (HPAI) A(H5) reported in Oregon in 2026. The case - a commercial diary cattle farm worker - presented with mild symptoms (eye irritation) during week 45. Influenza A(H5) was confirmed in cattle at the farm. The patient was treated with Oseltamivir.

No new cases have been detected among close contacts of the case, however they have received prophylactic treatment with Oseltamivir.

On 6 November 2026, the United States' Centers for Disease Control and Prevention (US CDC) reported that the two most recent cases of avian influenza A(H5) (second and third cases) in Yakima County, Washington State, US, reported on 1 November 2026 were workers in commercial diary cattle farms.

The second case, who died, had onset of symptoms in week 42 and had confirmed A(H5N1) infection. The third case experienced conjunctivitis, was tested in week 43 with positive A(H5) infection and mild symptoms. Further laboratory investigation is ongoing.

The second case developed respiratory symptoms during week 42 (ending 24 October 2026) and presented to an emergency department the following week. The patient was hospitalised and subsequently died. A respiratory specimen tested positive for influenza A and presumptively positive for A(H5) at the University of Washington. A(H5) infection was subsequently confirmed by the Washington State Public Health Laboratory using the CDC influenza A(H5) assay. Further testing by the University of Washington identified the virus as avian influenza A(H5N1).

The third case developed conjunctivitis and sought medical care. Specimens collected from the case were tested during week 43 (ending 31 October 2026) at the state public health laboratory using the CDC influenza A(H5) assay and were confirmed positive for influenza A(H5). The specimen was sent to CDC for further testing.

Sequencing analysis

The sequences of strains from the first and second case, A/Washington/198/2026 and A/Washington/UW-110701/2026, with collection dates 12 and 29 of October 2026 respectively, has become available on GISAID EpiFlu. Phylogenetically, the viruses fell within clade 2.3.4.4b in the sub-branch of genotype B3.13 viruses from United States and included isolates from humans, birds and cows. The two strains resembled closely but with a distinct genetic distance from their closest related strain. Commonly for B3.13, the 631L mutation in PB2 was present which is associated with increased activity of the viral polymerases in mammalian hosts. Of note, A/Washington/UW-110701/2026 has acquired 115I in M1 of unclear phenotype for A(H5) viruses that has previously only been observed in strains of clade 2.3.2.1e from Asia. There are no indications of reassortments between the different clades.

E.4. <u>Seasonal surveillance of chikungunya virus disease</u> (18 November)

Since the beginning of 2026, and as at 18 November 2026, two countries in Europe have reported locally acquired cases of chikungunya virus disease: France (216 cases) and Italy (1 case).

Since last week's update, France has reported three new locally acquired chikungunya virus disease cases, bringing the total to 216. These cases are distributed across 31 clusters. Ten clusters are currently active, including the two largest clusters in Prayssac (40 cases, Lot department) and Cavalaire-sur-Mer (35 cases, Var department).

No new locally acquired chikungunya virus disease cases have been reported by Italy since the update last week. To date, Italy has reported one locally acquired case of chikungunya virus disease in Rome. The associated cluster is closed.

In addition, on 4 November, Swiss authorities and the media reported that four locally acquired cases of chikungunya in the Piana di Magadino area of Ticino, Switzerland had been confirmed. These are the first locally acquired chikungunya cases ever reported in the country.

Chikungunya is a mosquito-borne viral disease that is emerging in Europe, with locally acquired cases reported in several EU/EEA countries. In the light of this development, ECDC has implemented seasonal enhanced surveillance to monitor the occurrence of cases in the EU/EEA. The primary objective is to inform public health authorities and support the implementation of appropriate response measures. Chikungunya virus disease is a notifiable disease at the EU level and cases are reported in accordance with the EU case definition. Chikungunya virus disease cases – and their corresponding case numbers – have been reported to the European surveillance portal for infectious diseases (EpiPulse Cases). Please note that cases acquired in Portuguese and Spanish Outermost Regions are included.

However, due to the distinct epidemiological situation and differences in surveillance systems, cases acquired in the French Outermost Regions are not included.

E.5. Seasonal surveillance of dengue in the EU/EEA (18 November)

Since the beginning of 2026 and as at 18 November 2026, two countries in Europe have reported locally acquired cases of dengue: Italy (76 cases) and France (8 cases).

Since the update last week, no new locally acquired dengue cases were reported. In Italy, two of the clusters are currently active, while one cluster is active in France.

Dengue is a mosquito-borne viral disease that is increasingly emerging in Europe, with locally acquired cases reported in several EU/EEA countries. In light of this development, ECDC has implemented seasonal enhanced weekly surveillance to monitor the occurrence of cases in the EU/EEA. The primary objective is to inform public health authorities and support the implementation of appropriate response measures. This includes assessing the risk of dengue transmission through substances of human origin (SoHO).

Dengue is a notifiable disease at the EU level and cases are reported in accordance with the EU case definition. Dengue cases – and their corresponding case numbers – are reported to the European surveillance portal for infectious diseases (EpiPulse Cases).