

## Gypsy and Traveller Caravan Count: July 2017

26 Sept 2017

SFR 104/2017

### Key results

On the 13 July 2017 there were 976 Gypsy and Traveller caravans and 119 sites reported in Wales.

Between the July 2016 and 2017 count, the total number of Gypsy and Traveller caravans has decreased by 2 per cent (18 caravans) and the total number of sites (both authorised and unauthorised) has stayed the same.

Of the total number of caravans, 87 per cent (847 caravans) were on authorised sites. Of these, 584 (69 per cent) were on Local Authority sites and 263 (31 per cent) were on private sites.

### About this release

This release presents the number of Gypsy and Traveller caravans on authorised and unauthorised sites in Wales, and the status of pitches on Local Authority sites.

### In this release

Map of gypsy and traveller caravan sites, July 2017	2
Number of gypsy and traveller caravans	3
Number of pitches on gypsy and traveller sites provided by local authorities in Wales	6
Number of gypsy and traveller caravans by site authorisation	8
Key Quality Information	14

**87%** of Gypsy and Traveller caravans were on **authorised sites**



**4%** of caravans were on **unauthorised sites on land owned by Gypsies and Travellers**



**9%** of caravans were on **unauthorised sites on land not owned by Gypsies and Travellers**



Number of Gypsy and Traveller caravans on **unauthorised sites**

has decreased **22%** since July 2016

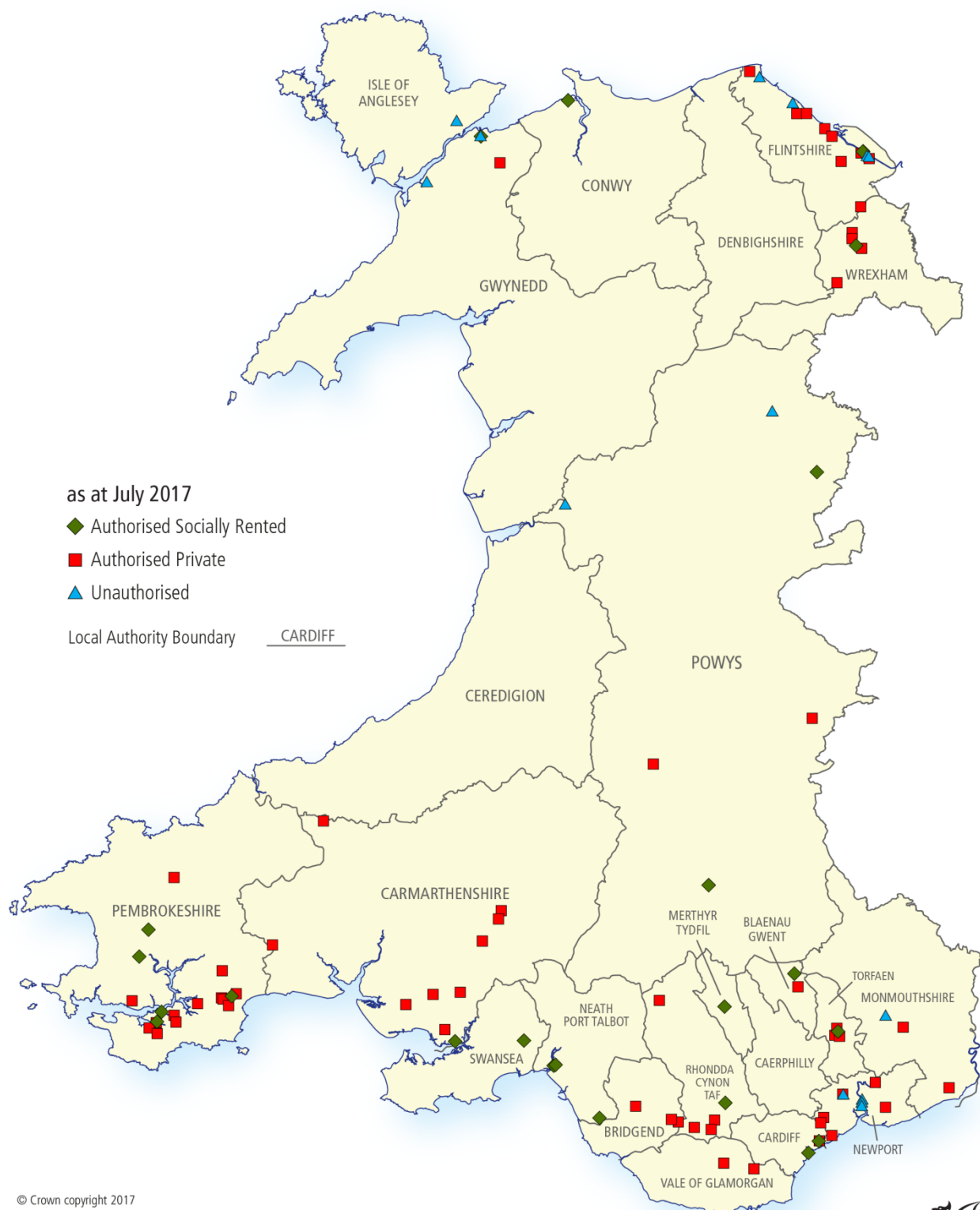


Number of Gypsy and Traveller caravans on **authorised sites**

has increased **2%** since July 2016



**Map 1: Gypsy and traveller sites in Wales on 13<sup>th</sup> July 2017**



© Crown copyright 2017  
Cartographics • Welsh Government • ML/59/17.18  
September 2017

**OGL**

  
Llywodraeth Cymru  
Welsh Government

# Gypsy and traveller caravans

**Table 1: Number of gypsy and traveller caravans on 13<sup>th</sup> July 2017**

Number of Caravans							
Authorised sites (with planning permission)	Unauthorised sites (without planning permission)						
	Number of caravans		Number of caravans on sites on Gypsies own land		Number of caravans on sites on land not owned by Gypsies		All caravans
	Local Authority <sup>1</sup>	Private	Tolerated	Not tolerated	Tolerated	Not tolerated	
Isle of Anglesey	0	0	0	0	11	0	11
Gwynedd	12	3	0	0	2	1	18
Conwy	4	0	0	0	0	0	4
Denbighshire	0	0	0	0	0	0	0
Flintshire	37	69	5	0	0	1	112
Wrexham	32	8	0	0	0	0	40
Powys	28	4	7	0	0	0	39
Ceredigion	0	0	0	2	0	11	13
Pembrokeshire	98	38	0	3	4	0	143
Carmarthenshire	15	21	0	6	0	0	42
Swansea	12	0	0	0	0	3	15
Neath Port Talbot	95	0	0	0	0	0	95
Bridgend	0	4	0	0	0	1	5
Vale of Glamorgan	0	2	0	0	29	0	31
Cardiff	149	35	0	0	0	0	184
Rhondda Cynon Taf	8	17	0	0	0	0	25
Merthyr Tydfil	27	0	0	0	6	0	33
Caerphilly	0	0	0	0	0	0	0
Blaenau Gwent	20	4	0	0	0	0	24
Torfaen	47	24	0	0	0	0	71
Monmouthshire	0	3	0	4	0	0	7
Newport	0	31	1	11	5	16	64
Wales	584	263	13	26	57	33	976

Source: Gypsy and traveller caravan count, Welsh Government

<sup>1</sup> Alternatively known as Socially Rented Sites. Includes sites owned by Registered Social Landlords

[StatsWales data](#)

Map 1 shows the distribution of sites in Wales on 13 July 2017. It shows the locations of the sites within Local Authorities, as well as whether sites were Authorised Socially Rented, Authorised Private or Unauthorised.

At the time of the July 2017 count, the total number of caravans in Wales was 976. There were 847 caravans on authorised sites with planning permission, accounting for 87 per cent of all caravans. Of these, 584 (69 per cent) were on socially-rented sites and 263 (31 per cent) were on privately-funded sites.

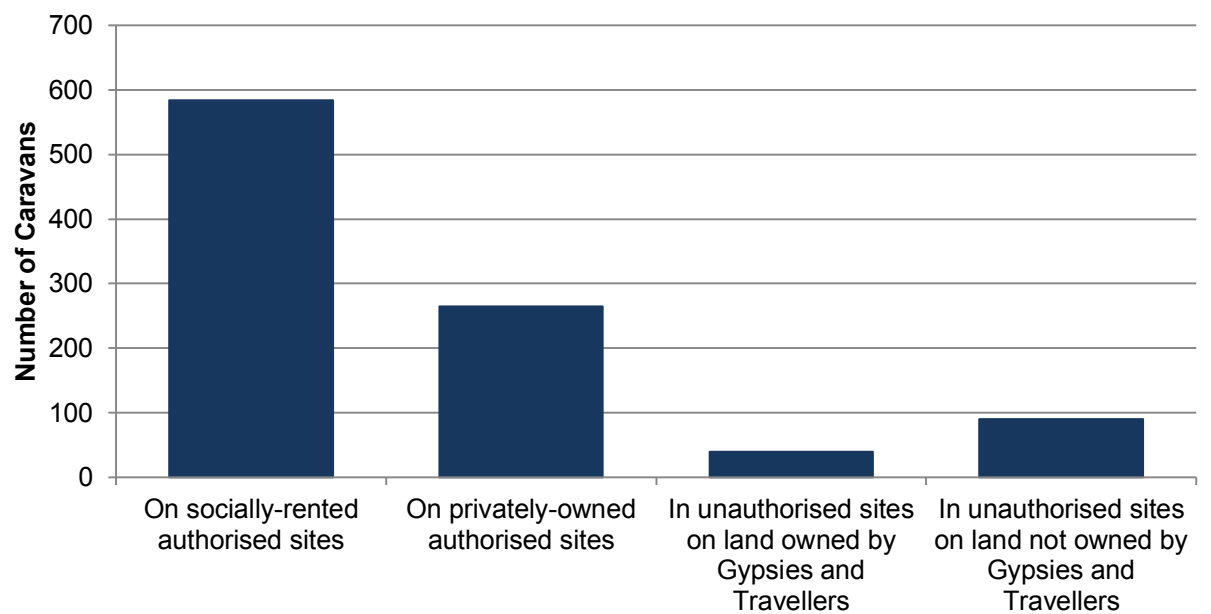
There were 39 caravans on unauthorised sites on land owned by Gypsies and Travellers, accounting for 4 per cent of all caravans. A further 90 caravans (9 per cent of all caravans) were on unauthorised sites not owned by Gypsies and Travellers.

From Table 1, it can be seen that Cardiff and Pembrokeshire had the highest total number of caravans; combined these accounted for 34 per cent of all caravans. Denbighshire and Caerphilly reported having no caravans in the July 2017 count.

In some cases, caravans are on sites which are unauthorised but the Local Authority has decided not to seek removal of the encampment. These are shown in Table 1 as unauthorised sites which are ‘tolerated’. 59 caravans were on unauthorised sites that were not tolerated; the largest numbers of these were seen in Newport where there were 27 caravans in July 2017. The Vale of Glamorgan had the most ‘tolerated’ sites on land not owned by Gypsies and Travellers in July 2017 (29).

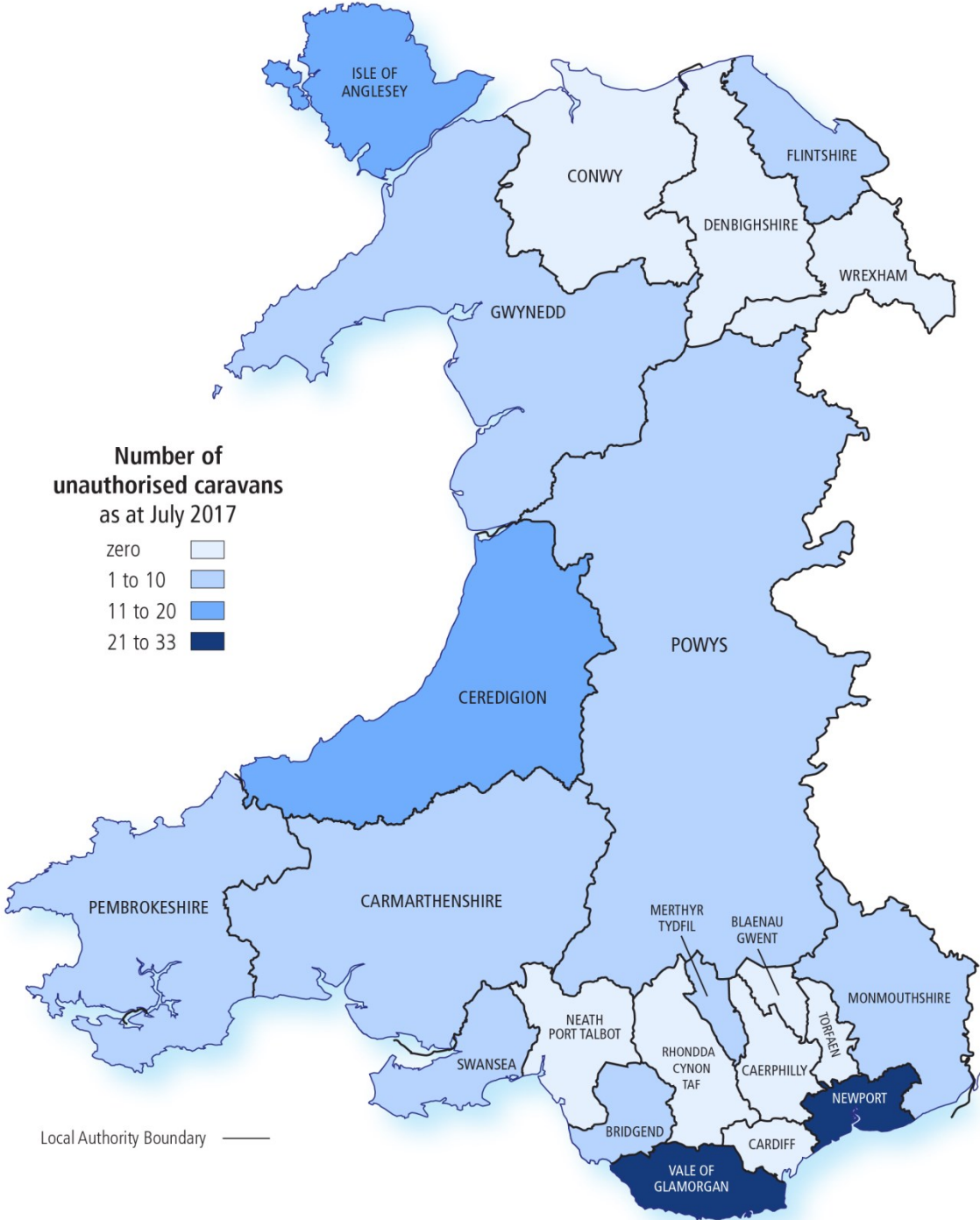
See the [Key Quality Information](#) section for further background and quality information. More detailed tables are provided on [StatsWales](#). Terms which have a special meaning are explained in the [glossary](#).

**Figure 1: Number of gypsy and traveller caravans on 13<sup>th</sup> July 2017, by type of site**



Source: Gypsy and traveller caravan count, Welsh Government

Map 2: Number of gypsy and traveller caravans on unauthorised sites, 13<sup>th</sup> July 2017



© Crown copyright 2017  
Cartographics • Welsh Government • ML/59/17.18  
September 2017



**Table 2: Number of pitches<sup>1</sup> on gypsy and traveller sites provided by local authorities<sup>2</sup> in Wales on 13<sup>th</sup> July 2017**

	Number of pitches				
	Occupied residential	Vacant residential	Occupied transit	Vacant transit	Total
Isle of Anglesey	0	0	0	0	0
Gwynedd	8	0	0	0	8
Conwy	4	0	0	0	4
Denbighshire	0	0	0	0	0
Flintshire	22	2	0	0	24
Wrexham	13	2	0	0	15
Powys	23	1	0	0	24
Ceredigion	0	0	0	0	0
Pembrokeshire	74	2	0	0	76
Carmarthenshire	15	0	0	0	15
Swansea	6	1	0	0	7
Neath Port Talbot	62	5	0	0	67
Bridgend	0	0	0	0	0
Vale of Glamorgan	0	0	0	0	0
Cardiff	80	0	0	0	80
Rhondda Cynon Taf	6	0	0	0	6
Merthyr Tydfil	21	3	0	0	24
Caerphilly	0	0	0	0	0
Blaenau Gwent	19	1	0	0	20
Torfaen	34	1	0	2	37
Monmouthshire	0	0	0	0	0
Newport	0	0	0	0	0
<b>Wales</b>	<b>387</b>	<b>18</b>	<b>0</b>	<b>2</b>	<b>407</b>

Source: Gypsy and traveller caravan count, Welsh Government

<sup>1</sup> One pitch may accommodate multiple caravans

<sup>2</sup> Does not include Authorised Private Sites

[StatsWales data](#)

As shown in Table 2, there were 407 pitches on Gypsy and Traveller sites provided by Local Authorities in Wales on 13 July 2017. Of these, 405 were residential pitches and 2 were transit pitches.

Cardiff, Pembrokeshire and Neath Port Talbot had the highest number of pitches provided by Local Authorities (80, 76 and 67 pitches respectively) accounting for over half of the total number of pitches (55 per cent). There were 8 Local Authorities that reported having no pitches on 13 July 2017.

At the time of the count, 96 per cent of the residential pitches were occupied; this is slightly less than July 2016 when 97 per cent of residential pitches were occupied.

The total number of pitches in July 2017 was markedly lower than the previous July. In July 2016, Powys provided temporary stopping sites for Gypsies and Travellers attending the Royal Welsh Agricultural Show. However, in July 2017, the caravan count did not coincide with this event.

The proportions of pitches that were vacant transit, occupied transit, vacant residential and occupied residential over the last four counts can be seen in Figure 2. Again, the seasonality influences the number of transit pitches available.

**Figure 2: Number of pitches on gypsy and traveller sites provided by local authorities by transit/residential status, Wales – January 2016 to July 2017**

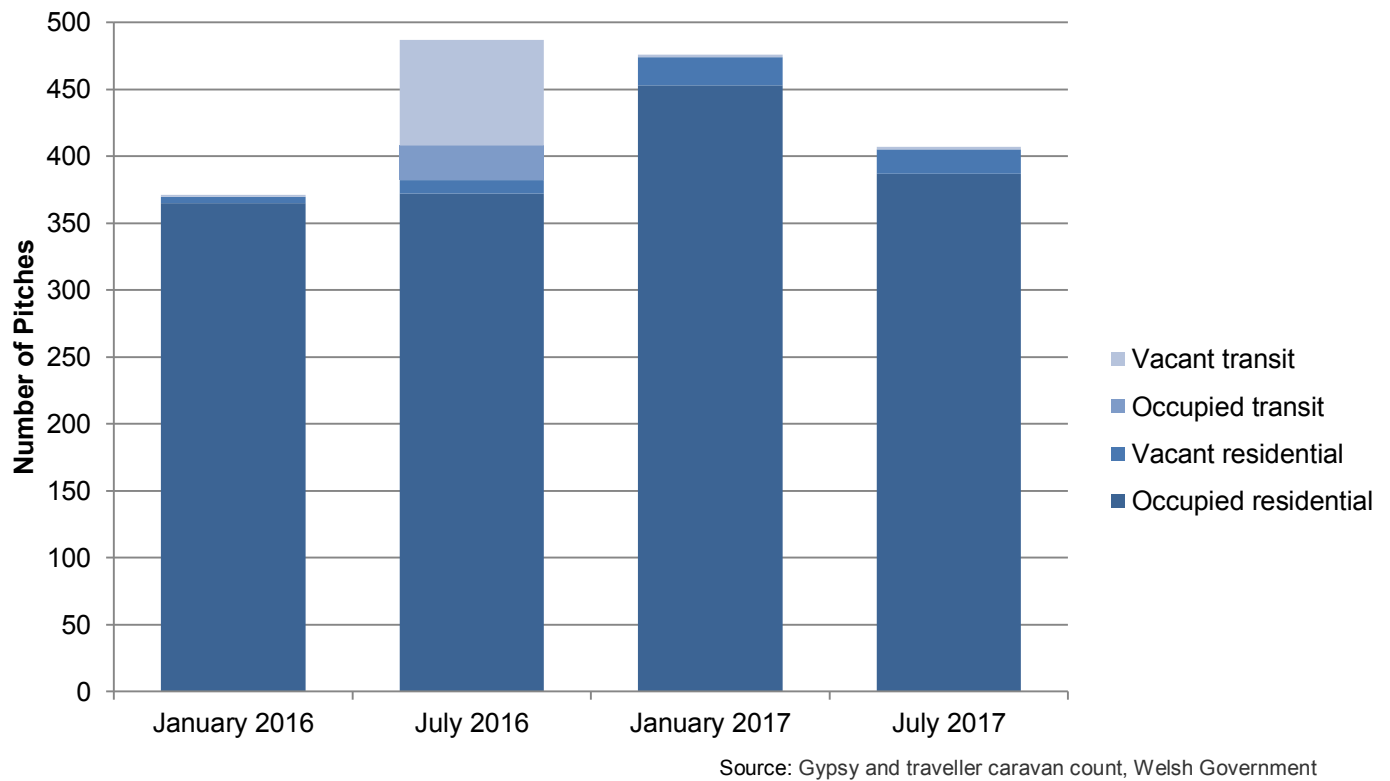


Figure 2 shows that between January 2016 and July 2017 there was observable change (35 pitches) in the number of residential pitches, whereas there was limited variation in the number of transit pitches.

## Site authorisation

**Table 3: Number of gypsy and traveller caravans by site authorisation, 2016 to 2017**

	Number of caravans							
	January 2016		July 2016		January 2017		July 2017	
	Authorised Sites	Unauthorised Sites	Authorised Sites	Unauthorised Sites	Authorised Sites	Unauthorised Sites	Authorised Sites	Unauthorised Sites
Isle of Anglesey	0	13	0	18	0	9	0	11
Gwynedd	22	2	17	1	15	2	15	3
Conwy	0	0	0	4	4	0	4	0
Denbighshire	0	0	0	0	0	0	0	0
Flintshire	83	3	93	19	90	12	106	6
Wrexham	39	1	29	3	36	0	40	0
Powys	32	6	59	6	28	8	32	7
Ceredigion	0	3	0	5	0	4	0	13
Pembrokeshire	131	9	134	6	144	6	136	7
Carmarthenshire	36	6	38	6	36	6	36	6
Swansea	14	11	12	2	13	5	12	3
Neath Port Talbot	92	0	98	0	103	0	95	0
Bridgend	7	0	4	0	4	0	4	1
Vale of Glamorgan	1	21	1	21	1	19	2	29
Cardiff	154	18	182	3	179	0	184	0
Rhondda Cynon Taf	20	4	20	0	21	0	25	0
Merthyr Tydfil	44	9	28	6	24	7	27	6
Caerphilly	0	0	0	0	0	0	0	0
Blaenau Gwent	20	1	20	7	19	7	24	0
Torfaen	57	4	61	7	65	0	71	0
Monmouthshire	3	0	3	5	5	4	3	4
Newport	27	38	30	46	34	24	31	33
<b>Wales</b>	<b>782</b>	<b>149</b>	<b>829</b>	<b>165</b>	<b>821</b>	<b>113</b>	<b>847</b>	<b>129</b>

Source: Gypsy and traveller caravan count, Welsh Government

[StatsWales data](#)

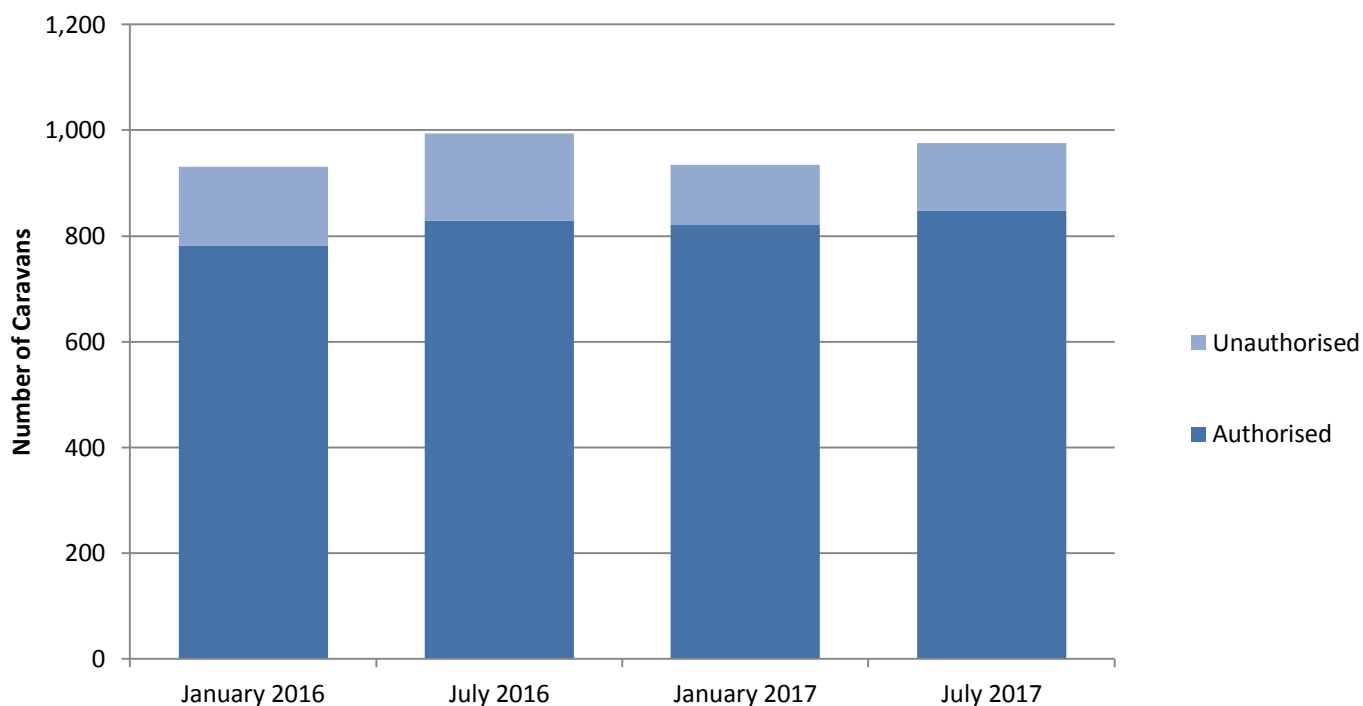
Table 3 shows that on 13 July 2017, Cardiff had the highest total number of caravans with 184, none of which were on unauthorised sites. Pembrokeshire had the second highest number with a total of 143 caravans.

The Isle of Anglesey and Ceredigion did not provide authorised sites, so in those Local Authorities all caravans were on unauthorised sites. Denbighshire and Caerphilly also did not provide authorised sites, but there were no caravans in these Local Authorities at the time of the count. In contrast, all the caravans in Conwy, Wrexham, Neath Port Talbot, Cardiff, Rhondda Cynon Taf, Blaenau Gwent and Torfaen were on authorised sites.

Overall, 13 per cent of caravans in Wales were on unauthorised sites. This is lower than in the July 2016 count, when 17 per cent of caravans in Wales were on unauthorised sites.



**Figure 3: Number of caravans by site authorisation, Wales – January 2016 to July 2017**



Source: Gypsy and traveller caravan count, Welsh Government

Across the latest four counts shown in Figure 3, July 2016 had the highest total number of caravans, with 994. January 2016 had the lowest total across the four counts with 931.

When comparing the July 2016 and July 2017 counts across the whole of Wales, the number of caravans on authorised sites has increased by 2 per cent (18 caravans) and the number of caravans on unauthorised sites has decreased by 22 per cent (36 caravans).

Table 4: Number of gypsy and traveller sites by authorisation, 2016 to 2017

	Number of sites							
	January 2016		July 2016		January 2017		July 2017	
	Authorised Sites	Unauthorised Sites	Authorised Sites	Unauthorised Sites	Authorised Sites	Unauthorised Sites	Authorised Sites	Unauthorised Sites
Isle of Anglesey	0	2	0	2	0	1	0	1
Gwynedd	2	6	2	1	2	1	2	2
Conwy	0	0	0	1	1	0	1	0
Denbighshire	0	0	0	0	0	0	0	0
Flintshire	6	1	7	4	8	4	10	3
Wrexham	4	1	4	1	5	0	5	0
Powys	4	2	5	2	4	3	4	2
Ceredigion	0	2	0	3	0	2	0	2
Pembrokeshire	18	5	20	4	20	4	20	4
Carmarthenshire	10	2	10	2	10	2	10	2
Swansea	1	1	1	1	1	1	1	2
Neath Port Talbot	3	0	3	0	3	0	3	0
Bridgend	3	0	3	0	3	0	3	1
Vale of Glamorgan	2	2	2	2	2	2	2	2
Cardiff	5	1	6	1	6	0	6	0
Rhondda Cynon Taf	4	1	5	0	5	0	5	0
Merthyr Tydfil	1	1	1	1	1	1	1	1
Caerphilly	0	0	0	0	0	0	0	0
Blaenau Gwent	1	1	1	1	1	1	2	0
Torfaen	3	1	3	1	4	0	4	0
Monmouthshire	2	0	2	2	2	1	2	1
Newport	5	5	5	10	6	8	6	9
<b>Wales</b>	<b>74</b>	<b>34</b>	<b>80</b>	<b>39</b>	<b>84</b>	<b>31</b>	<b>87</b>	<b>32</b>

Source: Gypsy and traveller caravan count, Welsh Government

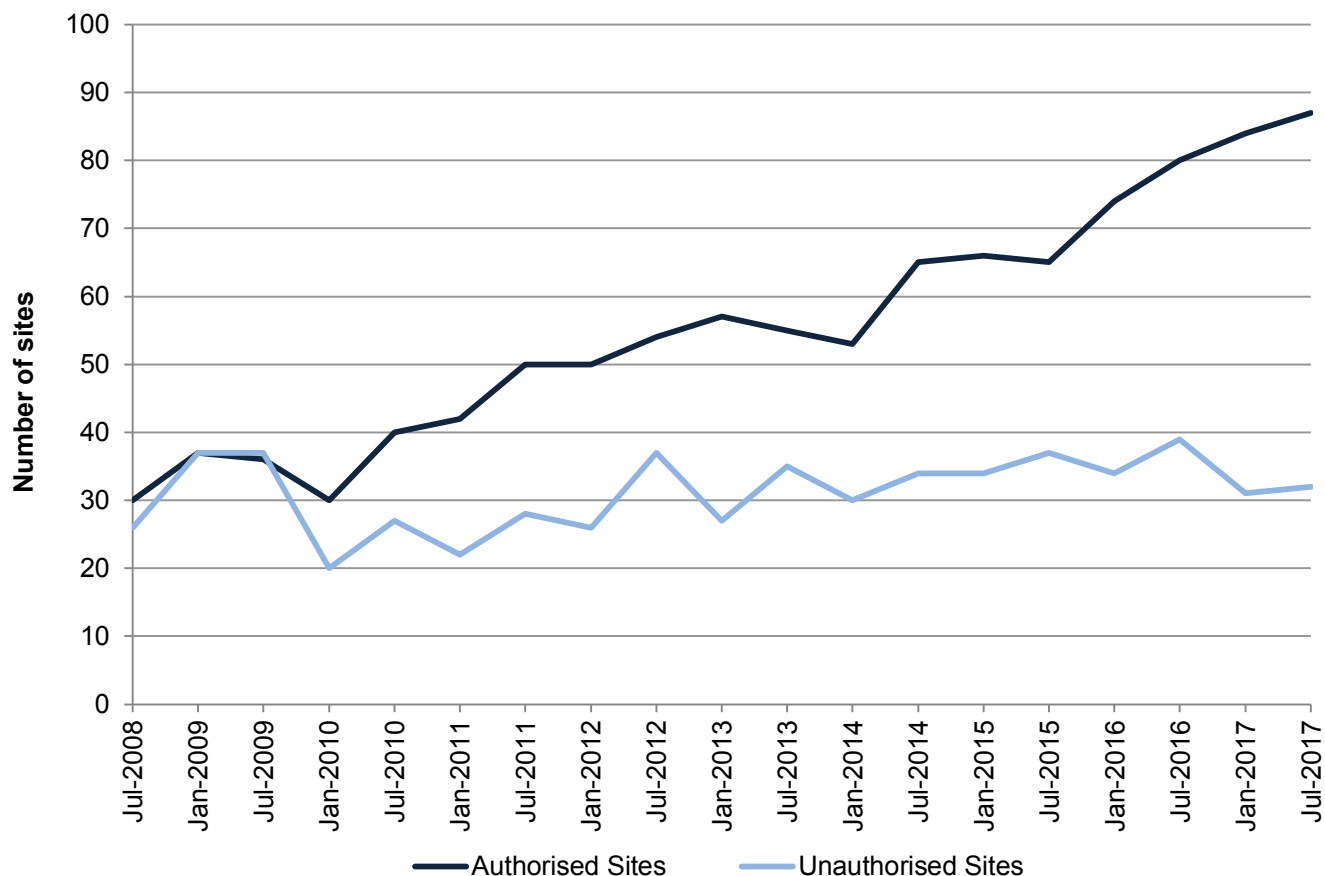
[StatsWales data](#)

As seen in Table 4, there were 119 Gypsy and Traveller sites in Wales in July 2017; an increase of 4 sites from January 2017 but the same number as in July 2016. 87 of these were authorised (73 per cent) and 32 were unauthorised (27 per cent).

Compared to July 2016, there were 7 more authorised sites and 7 fewer unauthorised sites in July 2017.

Across the four counts seen in Table 4, July 2016 and July 2017 had the joint highest total number of sites.

**Figure 4: Number of gypsy and traveller sites by authorisation, 2008 to 2017<sup>1</sup>**



Source: Gypsy and traveller caravan count, Welsh Government

<sup>1</sup>This figure is based on the all Wales totals for each count and hence, as not every Local Authority submitted data for each count, caution should be exercised when drawing comparisons across years. Note that in particular, 2010 had a low response rate with 7 Local Authorities not responding in the January count and 4 not responding in the July count.

[StatsWales data](#)

Figure 4 shows the historic trend of the number of Gypsy and Traveller sites by authorisation.

In general, the number of authorised sites has increased faster than the number of unauthorised sites. While there has been an increase of 63 sites (113 per cent) since July 2008, only six of these were unauthorised sites. The apparent drop in the number of sites in 2010 should however be interpreted with caution. In particular, 7 Local Authorities did not respond in the January 2010 count and this may contribute to the fluctuations seen in Figure 4.

## **Glossary**

### **Caravans**

A 'caravan' can include any of the following:

- mobile homes, caravans, trailers and other living-vehicles on Gypsy or Traveller sites and encampments, whether or not they meet the strict legal definition of a caravan;
- touring caravans on Gypsy or Traveller sites and encampments even if not lived in permanently;
- tents, benders or yurts where these are the 'permanent' living accommodation of Gypsies or Travellers.

### **Gypsies and travellers**

For the purposes of this release 'Gypsies and Travellers' include Traditional and Ethnic Gypsies and Travellers or members of non-traditional New Traveller groups who live in caravans or other moveable dwellings whether or not they meet the strict legal definition of a 'Gypsy' or 'Traveller'. The caravan count is not designed to be an estimate of the Gypsy or Irish Traveller population in Wales.

### **Local Authority sites**

Sites operated by Local Authorities or Registered Social Landlords (RSLs) to accommodate Gypsies and Travellers.

### **Not tolerated**

A 'not tolerated' encampment is one where: the Local Authority or police are using, or are preparing to use, their powers under the Criminal Justice and Public Order Act 1994 to remove the encampment, or where the landowner (including the Local Authority) has instigated, or is preparing to instigate, action either through the courts or under common law rights to regain possession of the land.

### **Pitch**

A pitch, also referred to as a plot, will vary according to the size of the occupant household. One pitch can accommodate multiple caravans.

### **Privately funded sites**

Privately Funded Gypsy and Traveller sites with planning permission may include:

- sites with planning permission owned by Gypsies and Travellers for their own and/or their family's occupation and/or for commercial letting;
- sites owned by any other private individual or body with planning permission for use as a Gypsy or Traveller site;
- sites owned by a Local Authority but leased to, or managed by, a non-Local Authority body or individual under arrangements which do not give the Local Authority control of site management (critically of rent setting and lettings).

'With planning permission' may be interpreted to include sites without 'planning permission' as such, but with established use rights or other planning status which means that planning enforcement action cannot be taken.

### **Tolerated**

A 'tolerated' encampment is one where the Local Authority and/or the land owner have decided not to seek the removal of the encampment, and where the encampment has been or is likely to be 'tolerated' for an indefinite period of months or years.

### **Unauthorised sites on Gypsies or Travellers own land**

Unauthorised sites where Gypsies and Travellers are living on their own land in caravans/moveable dwellings without planning consent or established use rights. Such sites may vary in size and in the extent to which the land has been 'developed' with roadways, distinct plots, hard-standings, amenity blocks etc.

### **Unauthorised sites on land not owned by Gypsies or Travellers**

Caravans/moveable dwellings on sites without planning permission on land not owned by Gypsies or Travellers. The land may be in public or private ownership, including the highway.

## Key Quality Information

Official Statistics are produced to high professional standards set out in the Code of Practice for Official Statistics. They undergo regular quality assurance reviews to ensure that they meet customer needs. They are produced free from any political reference.

Note that the information collected as part of the count is outside the scope of National Statistics.

This section provides a summary of information on this output against six dimensions of quality: Relevance, Accuracy, Timeliness and Punctuality, Accessibility and Clarity, Coherence, and Comparability.

### Relevance

The bi-annual counts of Gypsy and Traveller caravans and families were reintroduced in Wales in July 2006 following recommendations from the [Review of Service Provision for Gypsies and Travellers](#) (pdf), carried out by the Welsh Government's Equality of Opportunity Committee in 2003, and the Welsh Government's review of the Accommodation Needs of Gypsies and Travellers in Wales undertaken by Pat Niner of Birmingham University 2006.

The commencement of section 101 of the Housing (Wales) Act 2014 requires Local Authorities to carry out an assessment of the accommodation needs of Gypsies and Travellers residing in or resorting to their area.

Since January 2011, the counts have been conducted by the data collection team within the Welsh Government. Previous data collections had been conducted by the Department for Communities and Local Government (DCLG).

The caravan count does not estimate the number of Gypsy and Travellers in need of sites. Evidence suggests that many people identifying as 'Gypsy or Irish Travellers' live in homes that are not mobile structures.

Further information from the 2011 Census on Gypsy and Travellers accommodation for England and Wales is available from the [ONS website](#).

### Users and uses

The count is used when assessing bids from local authorities for the Gypsy and Traveller Sites Capital Grant. Some of the other uses include:

- Monitoring of progress towards targets
- Policy development
- Advice to Ministers
- Informing debate in the National Assembly for Wales and beyond

There are a variety of users of the Gypsy and Traveller Caravan Count statistics, including national and local government, researchers, students, as well as individual citizens with an interest in the count.

## Accuracy

The data contained in this release is collected from information reported by Local Authorities. The response and quality of the count can be affected by the following factors:

- Local Authorities not completing their returns.
- Inadequate counting practices.
- Geography – particularly in large rural areas which require correspondingly large resources to map all sites.
- Gypsy and Traveller mistrust.
- The counts are voluntary, with no rewards to Local Authorities completing their returns or penalties for those that fail to do so.
- The caravan count for Wales in this statistical release was conducted on the same day as the Department for Communities and Local Government (DCLG) conducted the caravan count for England (13<sup>th</sup> July 2017). This is to avoid double counting caravans travelling between Wales and England.

## Symbols

The following symbols may have been used in this release:

. Not applicable

.. Not available

~ Not yet available

\* Disclosed or not sufficiently robust for publication

p Provisional

r Revised

## Timeliness and punctuality

The count is carried out on a specified date in January and July each year, giving a snapshot of the number and location of caravans on the specific date. The data is published ten weeks after the reference period, this allows time to collect, collate and validate the data.

## Accessibility and clarity

This statistical first release is pre-announced and then published in the Statistics and Research section of the Welsh Government website. It is accompanied by more detailed tables on [StatsWales](#), a free to use service that allows visitors to view, manipulate, create and download data.

## Comparability and coherence

Meaningful comparisons of total figures for Wales over time are limited by Local Authorities who do not take part in the count. It is therefore advised that comparisons over time should only be made for Local Authorities that have taken part in all relevant counts.

Data for the Gypsy and Traveller Caravan Count is subject to seasonality. To compare figures over time it is advised to look at the winter and summer counts each year separately. The count takes place twice a year to reflect winter residence and summer travelling trends and changes. Previous years figures indicate the number of unauthorised caravans are higher during the summer (July) count.

Equivalent information for England is available via the [Department for Communities and Local Government \(DCLG\) website](#). The date for collection is arranged with the Department for Communities and Local Government and, where possible, is the same for England and Wales.

## **Revisions**

We follow the [Welsh Government's statistical revisions policy](#).

## **Related statistics for other UK countries**

Caravan Count Statistics for other UK countries is available at the following links:

[Department for Communities and Local Government in England](#).

[The Scottish Government](#) collects and publishes information on travellers in Scotland. In particular, a recent review of the evidence base is available. [Information on traveller accommodation in Northern Ireland](#).

## **Consultation**

The Welsh Government held a [consultation on official statistics](#) which closed on 3rd March 2014. The consultation covered a range of proposals relating to official statistics products, including a review of the frequency and content of the Gypsy and Traveller Caravan Count. A summary of responses to the consultation, including our intended course of action for each statistical product affected, was published in April 2014.

As part of this, the Welsh Government has developed a new online caravan count system which allows Local Authorities to log unauthorised encampments as they occur and record authorised sites. The new and traditional caravan count systems have run concurrently since July 2016 to ensure robust data is recorded in the new system. A decision will be taken in due course as to when the traditional caravan count system will be discontinued.



## Well-being of Future Generations Act (WFG)

The Well-being of Future Generations Act 2015 is about improving the social, economic, environmental and cultural well-being of Wales. The Act puts in place seven well-being goals for Wales. These are for a more equal, prosperous, resilient, healthier and globally responsible Wales, with cohesive communities and a vibrant culture and thriving Welsh language. Under section (10)(1) of the Act, the Welsh Ministers must (a) publish indicators (“national indicators”) that must be applied for the purpose of measuring progress towards the achievement of the Well-being goals, and (b) lay a copy of the national indicators before the National Assembly. The 46 national indicators were laid in March 2016.

Information on indicators and associated technical information - [How do you measure a nation's progress? - National Indicators](#)

Further information on the [Well-being of Future Generations \(Wales\) Act 2015](#).

This release does not contain data on any of the specified National Indicators but the statistics included in this release could provide supporting narrative to the national indicators and be used by public services boards in relation to their local well-being assessments and local well-being plans.

## Further details

This release is available at:

<http://gov.wales/statistics-and-research/gypsy-traveller-caravan-count/?lang=en>

## StatsWales tables

Caravan Count data are available on StatsWales:

- [Number of Caravans by authorisation and Local Authority from July 2006 to January 2017](#).
- [Number of pitches by residential status, occupied status and Local Authority July 2010 to January 2017](#).
- [Number of sites by authorisation and Local Authority July 2007 to January 2017](#).

## Next update

March 2018 (provisional)

## We want your feedback

We welcome any feedback on any aspect of these statistics which can be provided by email to:

[stats.inclusion@gov.wales](mailto:stats.inclusion@gov.wales)

## Open Government Licence

All content is available under the [Open Government Licence v3.0](#), except where otherwise stated.

