

Youth work in Wales, 2019-20

10 June 2021
SFR 167/2021

Youth work provides and facilitates an environment within which young people can relax, have fun, and feel secure, supported and valued. It is intended that through non-formal and informal educational opportunities and experiences youth workers challenge young people to enhance their life chances.

Young people aged 11 to 25 can be registered members of the youth work sector and have the opportunity to gain national accreditations such as the Duke of Edinburgh award.

Youth work in Wales is delivered through the 22 local authorities each year and also through the voluntary sector. This release relates to information collated by the statutory youth work sector in Wales.

In this release, some figures for 2019-20 are based on all 22 local authorities and others are based on 21 (see [Key Quality Information](#) for further information).

Therefore all comparisons with previous years are based on the same 21 local authorities only (Isle of Anglesey are excluded). Any comparisons with previous releases should be made with caution.



15% of 11 to 25 year olds are registered members of statutory youth work sector provision (82,766), a similar proportion compared with the previous year

Compared with the previous year, youth work membership remained broadly similar whilst staffing increased. Income and expenditure both increased compared with the previous year.

Main points¹

- At March 2020, there were around 719 full-time equivalent youth work management and delivery staff working in local authorities in Wales, an increase of 10% compared with the previous year.
- The total income for youth work provision across Wales in 2019-20 was £37.7 million. Total income increased by 16% compared with 2018-19, with core budget decreasing (down 11%) and additional income increasing (up 49%).
- The total spend for youth work provision across Wales in 2019-20 was £37.5 million, an increase of 22% compared with the previous year.

About this release

This annual statistical release presents detailed information about the statutory youth work sector in Wales for 2019-20, prior to the start of the coronavirus (COVID-19) pandemic. The release includes some comparisons with previous years.

The quality of the data continues to develop, as centrally we improve the guidance and definitions used within the survey, and local authorities providing youth work refine their management systems and data. The known quality issues are highlighted in the [Key Quality Information section](#).

Detailed data can be found on [StatsWales](#).

In this release

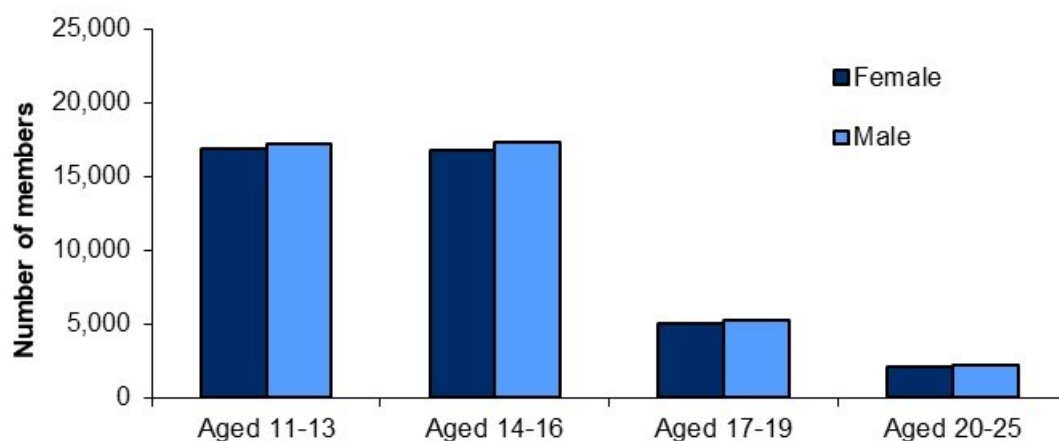
Members	2
Projects	5
Staff	7
Finance	9

¹ Comparisons exclude Isle of Anglesey as they did not return data for 2018-19.

Registered members of youth work provision in Wales²

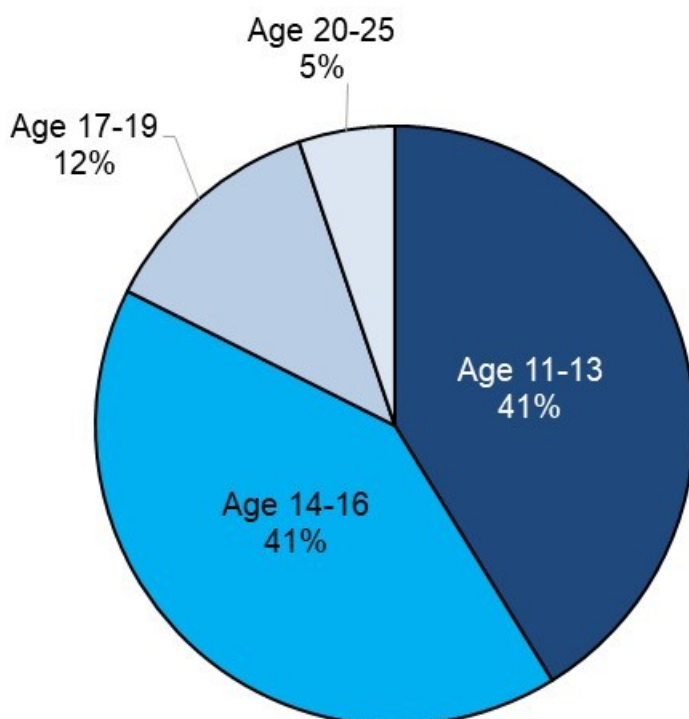
Note: the data in this section is based on 21 of 22 local authorities. Isle of Anglesey did not submit data under the 'young people' section of the data collection.

Chart 1: Registered members of youth work provision by age and gender, 2019-20



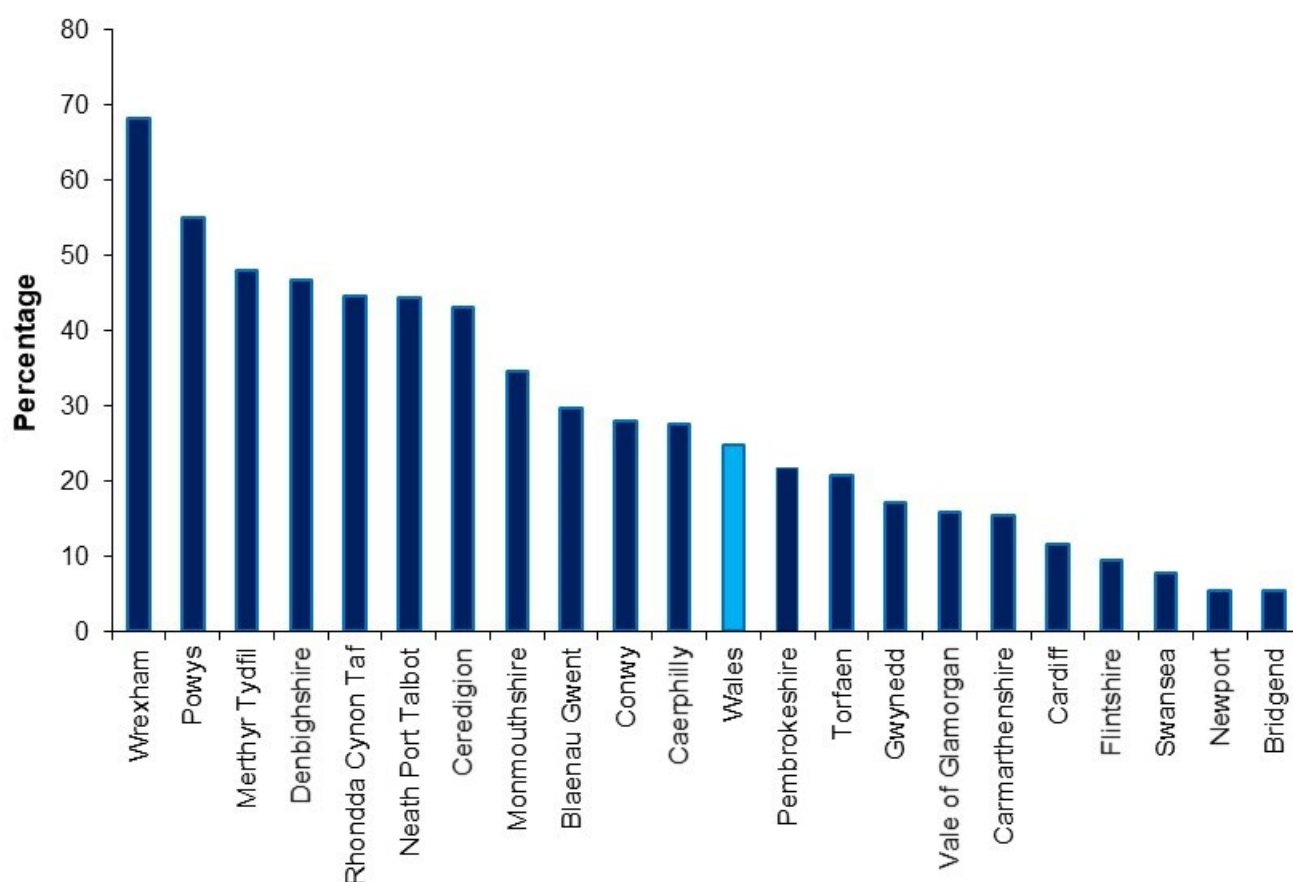
There were 82,766 registered members of youth work provision in 2019-20. The total of registered members comprised of 51% male and 49% female, a slight change from last year (52% male and 48% female). Of all 11 to 25 year olds, 15% were registered members of youth work provision in 2019-20. The 11-13 and 14-16 age groups each represented 41% of all registered members.

Chart 2: Proportion of registered members of youth work provision by age 2019-20



² Young people registered on local authority Reach systems as active during the year (i.e. those for whom a name, address and date of birth was known).

Chart 3: Registered members of youth work provision as a proportion of the population, aged 11 to 19, 2019-20

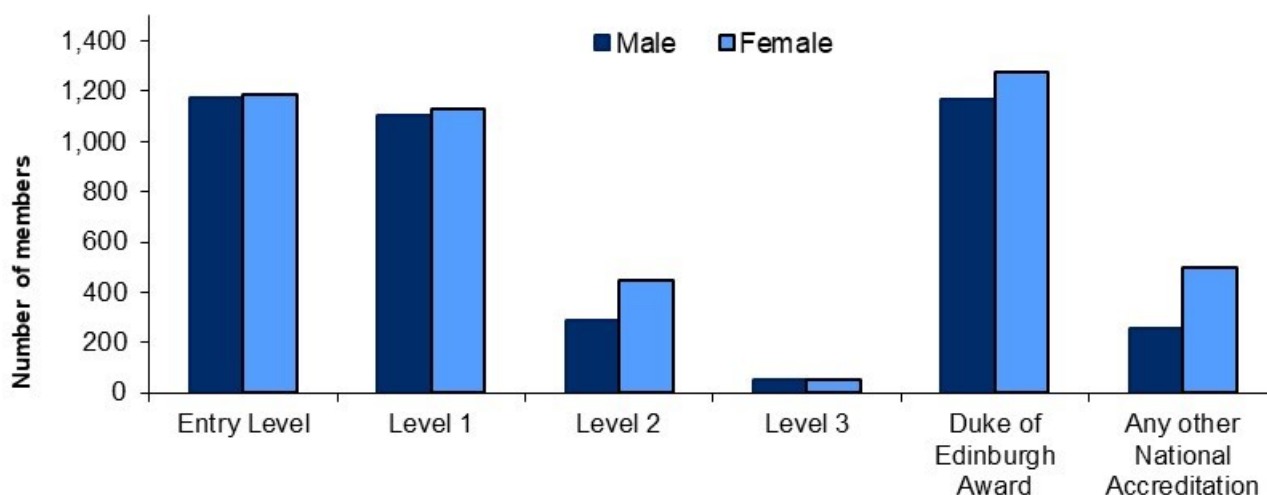


The registered members aged 11-19 years represented around a quarter of the 11-19 population. The proportion ranged from 68% in Wrexham to 5% in Bridgend and Newport. Of the 21 local authorities with data for both years, 8 reported an increase in membership and 13 reported a decrease. The greatest increase was seen in Neath Port Talbot, from 34% of the 11-19 population being a registered member in 2018-19 to 44% in 2019-20. The greatest decrease was in Merthyr Tydfil, from 59% to 48% in 2019-20.

Accreditation of members

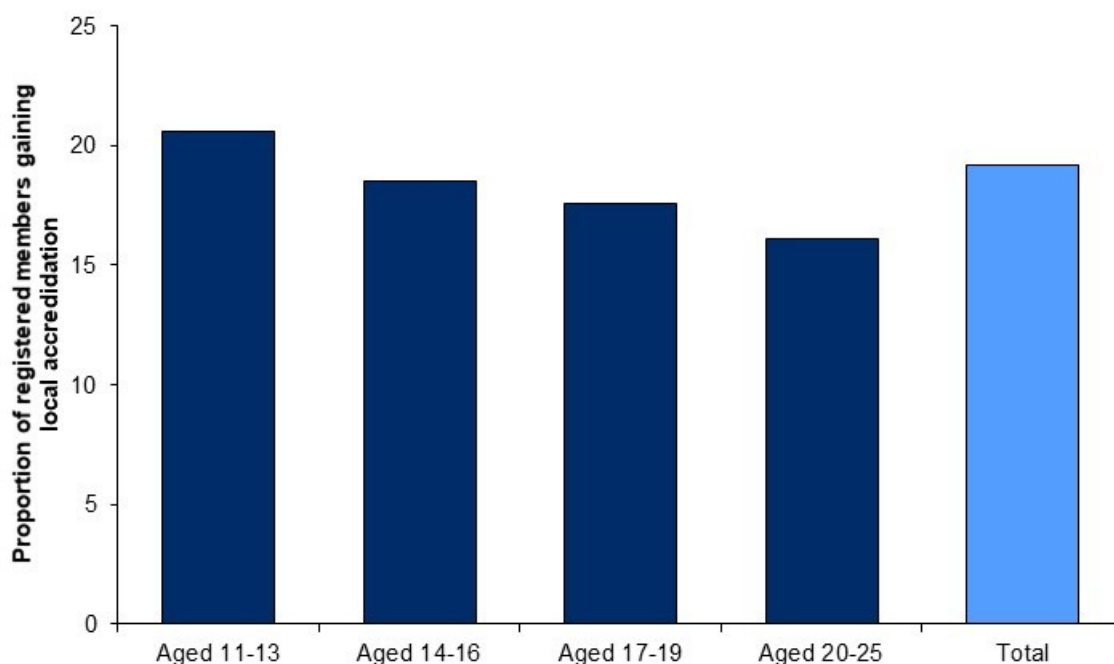
The survey collects information on individuals gaining accreditations through youth work provision differentiated between national and locally recognised accreditations. There were 8,645 young people who were reported as having gained a national accreditation in 2019-20 (10% of all registered members, a similar proportion compared with the previous year). There were 15,834 young people reported as having gained a local accreditation (19% of members), an increase compared to 17% in 2018-19. A young person can gain both national and local accreditations.

Chart 4: Members gaining national accreditations within youth work provision by level and award, 2019-20



The Duke of Edinburgh Award accounted for the highest proportion of national accreditations in 2019-20. The number of Duke of Edinburgh Awards accredited through the statutory youth work sector decreased to 2,445 compared to 2,672 in 2018-19. The Duke of Edinburgh Award scheme is also offered through the voluntary sector, and some schools and colleges.

Chart 5: Proportion of members gaining local accreditations within the youth work provision by age group, 2019-20



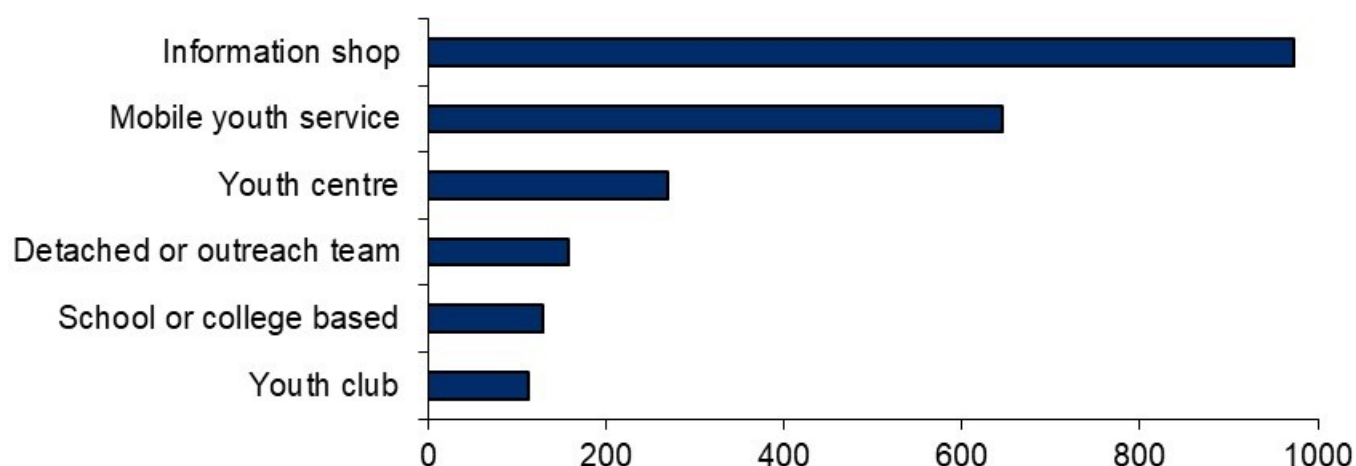
In 2019-20, 19% of all members gained a local accreditation. The highest proportion was by those aged 11-13 (21%) with the lowest by those aged 20-25 (16%).

Youth work settings and projects

Note: the data in this section is based on 21 of 22 local authorities. Isle of Anglesey did not submit data under the 'projects' section of the data collection.

The survey collects information about the settings and projects for youth work provision that were running across Wales. Youth work projects may be delivered by the local authority alone, or in partnership with other statutory or voluntary bodies.

Chart 6: Average number of members per youth work setting, 2019-20



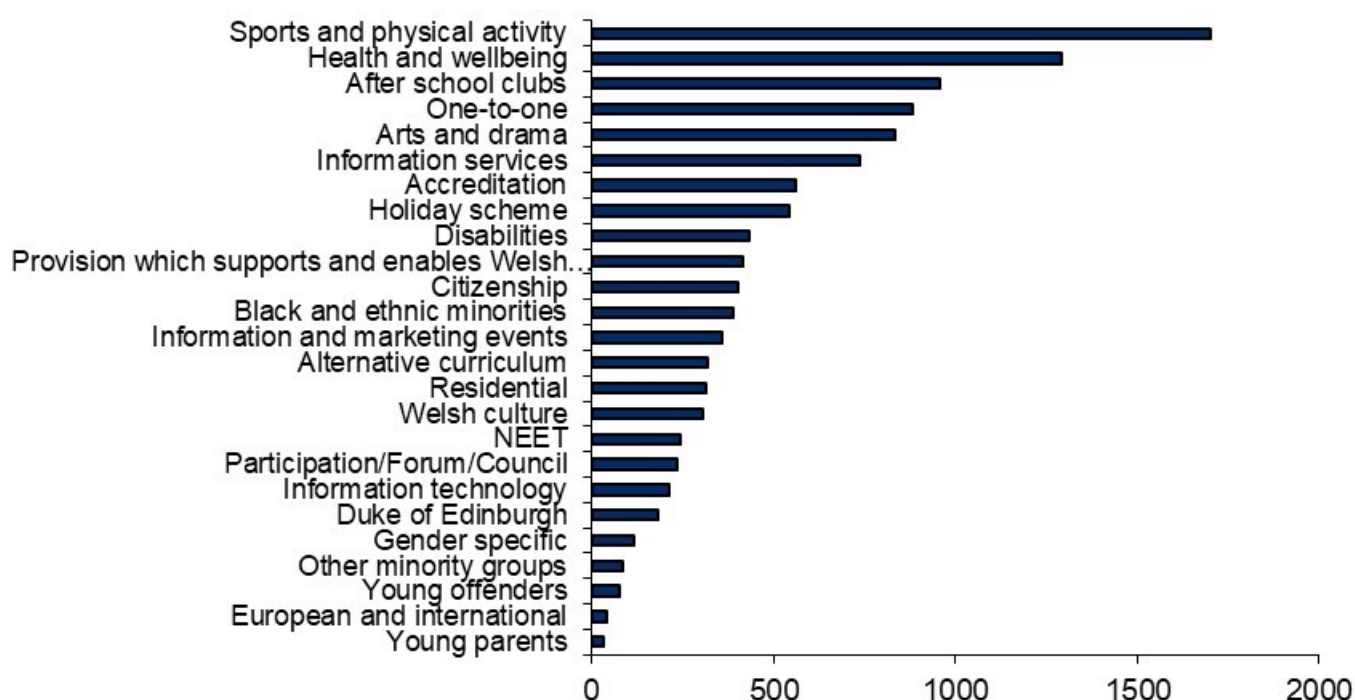
Information shops had the highest average number of members per setting at around 972 registered members. Youth clubs had the lowest, with an average of around 114 registered members.

Table 1: Registered members attending projects at different settings, 2019-20

Setting Type	Total number of Settings	Total number of registered members attending
School or college based	283	36,433
Youth club	219	24,923
Youth centre	89	23,949
Detached or outreach team	100	15,766
Information shop	17	16,532
Mobile youth service	21	13,553
Total	729	131,156

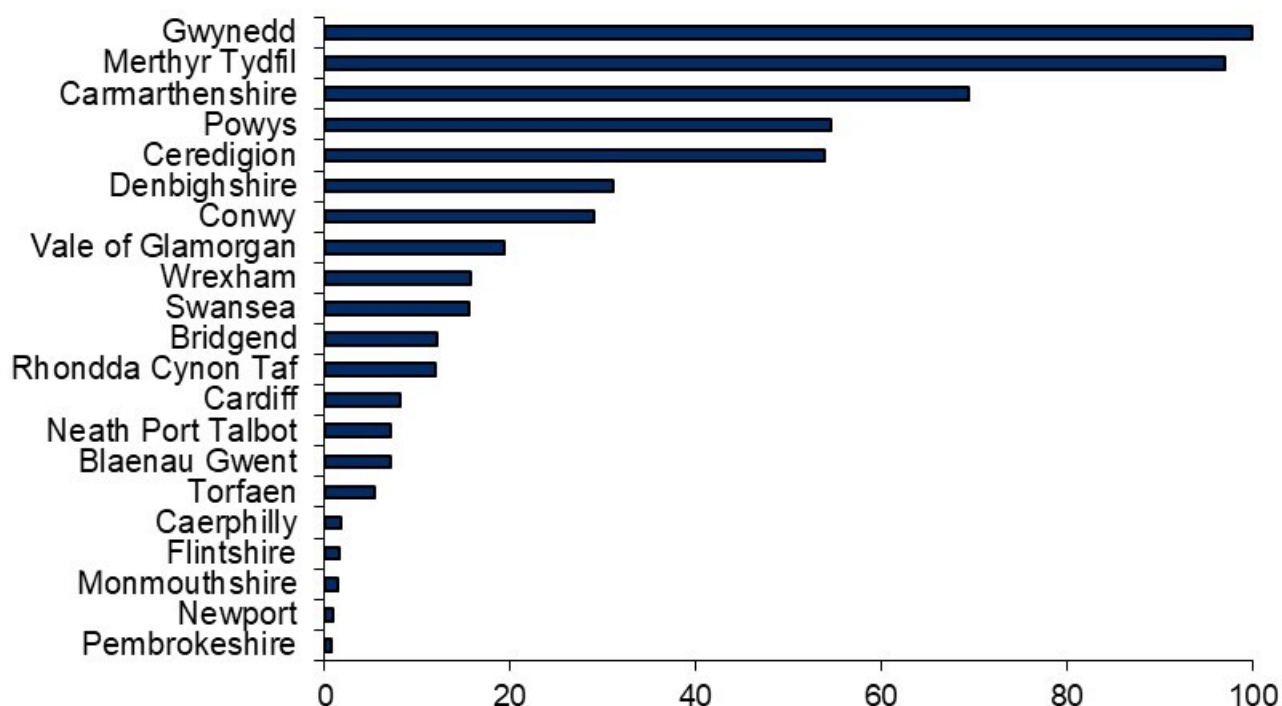
There will be some overlap of membership, with members able to interact with each of the different settings, and for example with more than one youth club or centre.

Chart 7: Number of youth work projects, by type of provision, 2019-20



The type of individual projects was also recorded. Most numerous in terms of projects were sports and physical activity projects with 1,701 in Wales, followed by health and wellbeing (1,291). Projects are recorded multiple times if it was relevant to more than one category. For example the same project could be recorded within arts and drama, Welsh culture and residential.

Chart 8: Percentage of youth work projects delivered entirely or mainly through the medium of Welsh, 2019-20

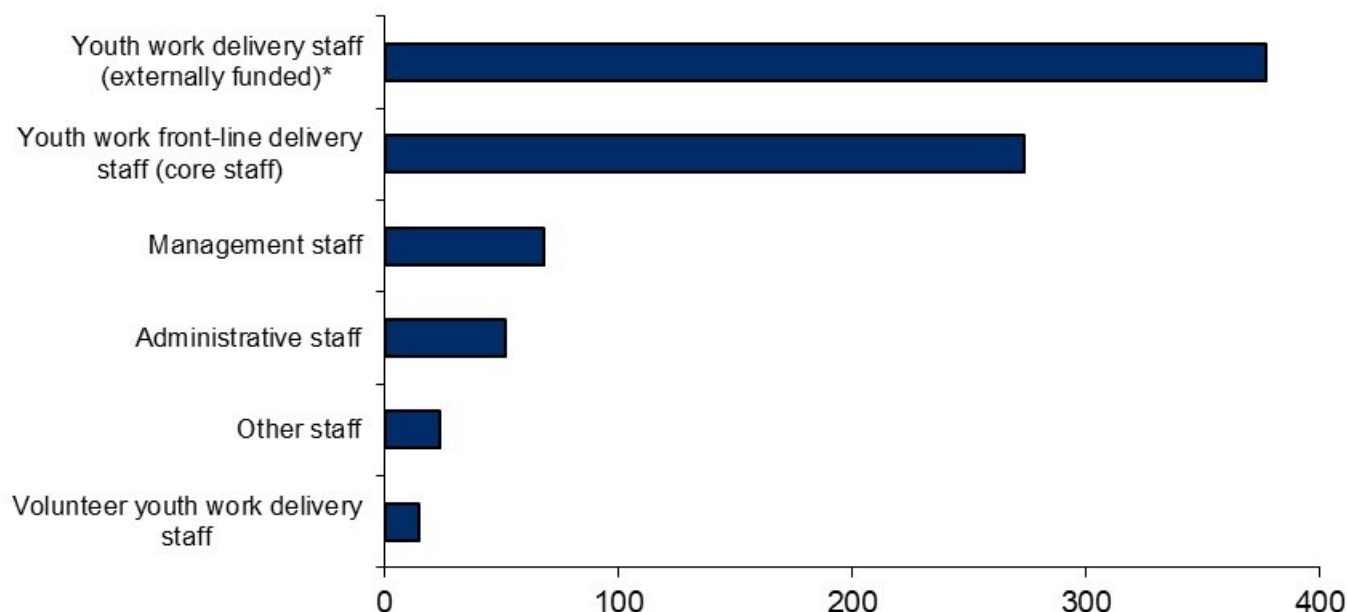


Of all projects delivered, 26% were delivered entirely or mainly through the medium of Welsh, an 8 percentage point increase on 2018-19. The proportion of projects delivered entirely or mainly through the Welsh language was highest in Gwynedd (100%), followed by Merthyr Tydfil (97%) and Carmarthenshire (69%).

Youth work staff

Note: the data in this section is based on all 22 local authorities. Comparisons with 2018-19 are made on the basis of 21 local authorities and exclude Isle of Anglesey as they did not submit any data in 2018-19.

Chart 9: Number of full-time equivalent youth work staff, 2019-20



(a) Comprised of 263 non-European funded posts and 114 European funded posts.

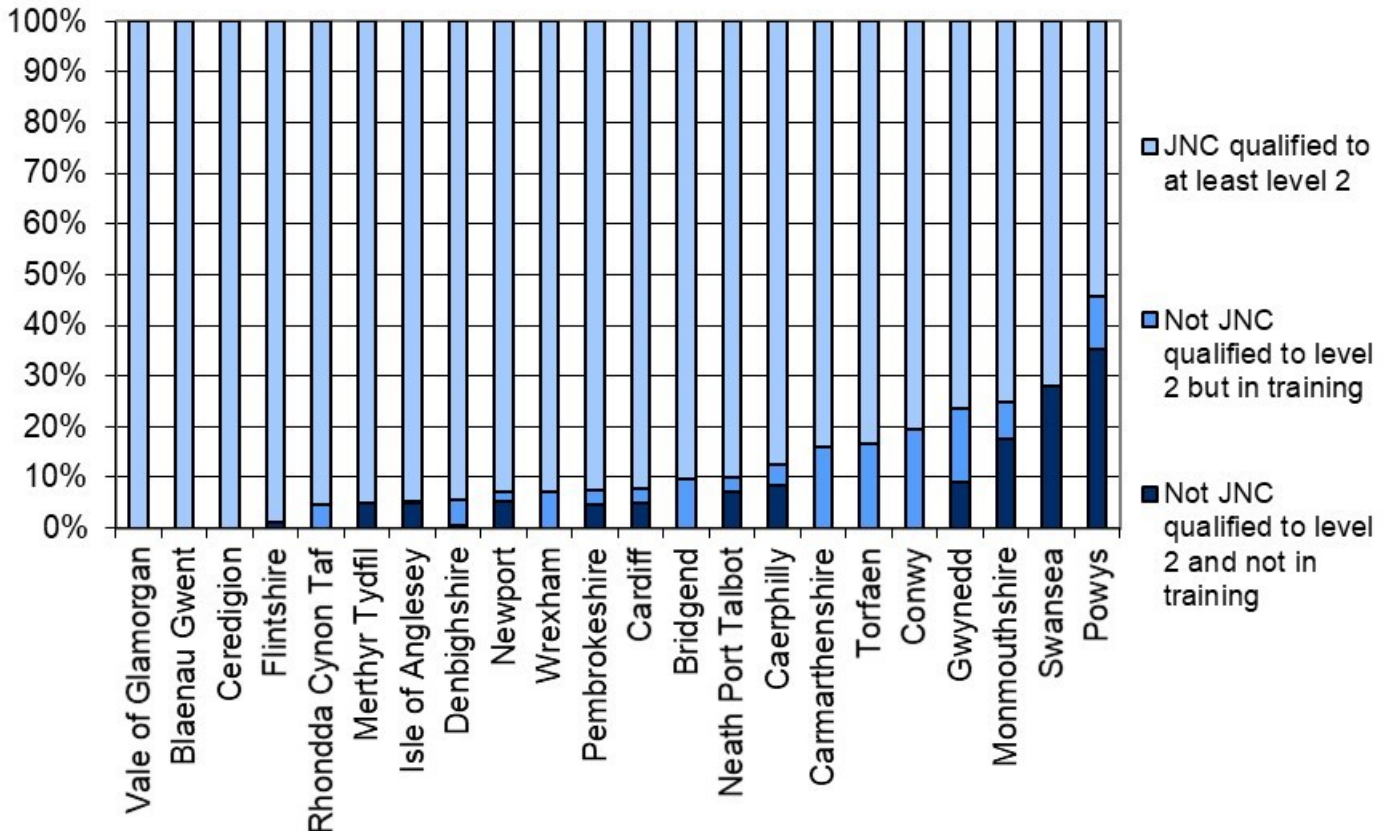
At March 2020, there were 719 full-time equivalent (FTE) youth work delivery staff working across local authorities in Wales (excluding volunteer staff). The FTE delivery posts comprised of 9% management staff and 91% youth work front-line staff (covering both core and externally funded staff).

Compared with the previous year (based on 21 authorities with data in both years), there was a 10% increase of FTE youth work delivery staff numbers in Wales. Within this increase the number of core front line delivery staff increased by 18%, externally funded delivery staff increased by 12% and management staff decreased by 18%.

There were a further 15 FTE volunteer youth work delivery staff, and 75 FTE administrative and other staff, giving a total of 809 FTE youth work staff in Wales at March 2020.

Qualifications

Chart 10: Percentage of youth work delivery staff (FTE) by JNC qualification, 2019-20



In 2019-20, 87% of all youth work delivery staff (FTE) held at least level 2 Joint Negotiating Committee (JNC) professional qualifications, compared with 88% in 2018-19³. Of those without a level 2 or above JNC qualification, 44% were in training (45% in 2018-19). More detailed information can be found on [StatsWales](#).

Staff ratios

The ratio of FTE management staff to FTE youth work delivery staff in Wales in 2019-20 was around 1:10.

The ratio of registered members aged 11-25 to FTE youth work delivery staff (excluding volunteer and management staff) was 127 young people per worker in 2019-20. For the 11-19 population, the ratio was 121:1. These ratios reflect the total registered membership and not attendance at sessions.

³ Degree level, diploma, NOCN3, or any other qualification from JNC level 2 upwards. The JNC endorses professional qualifications for youth and community workers.

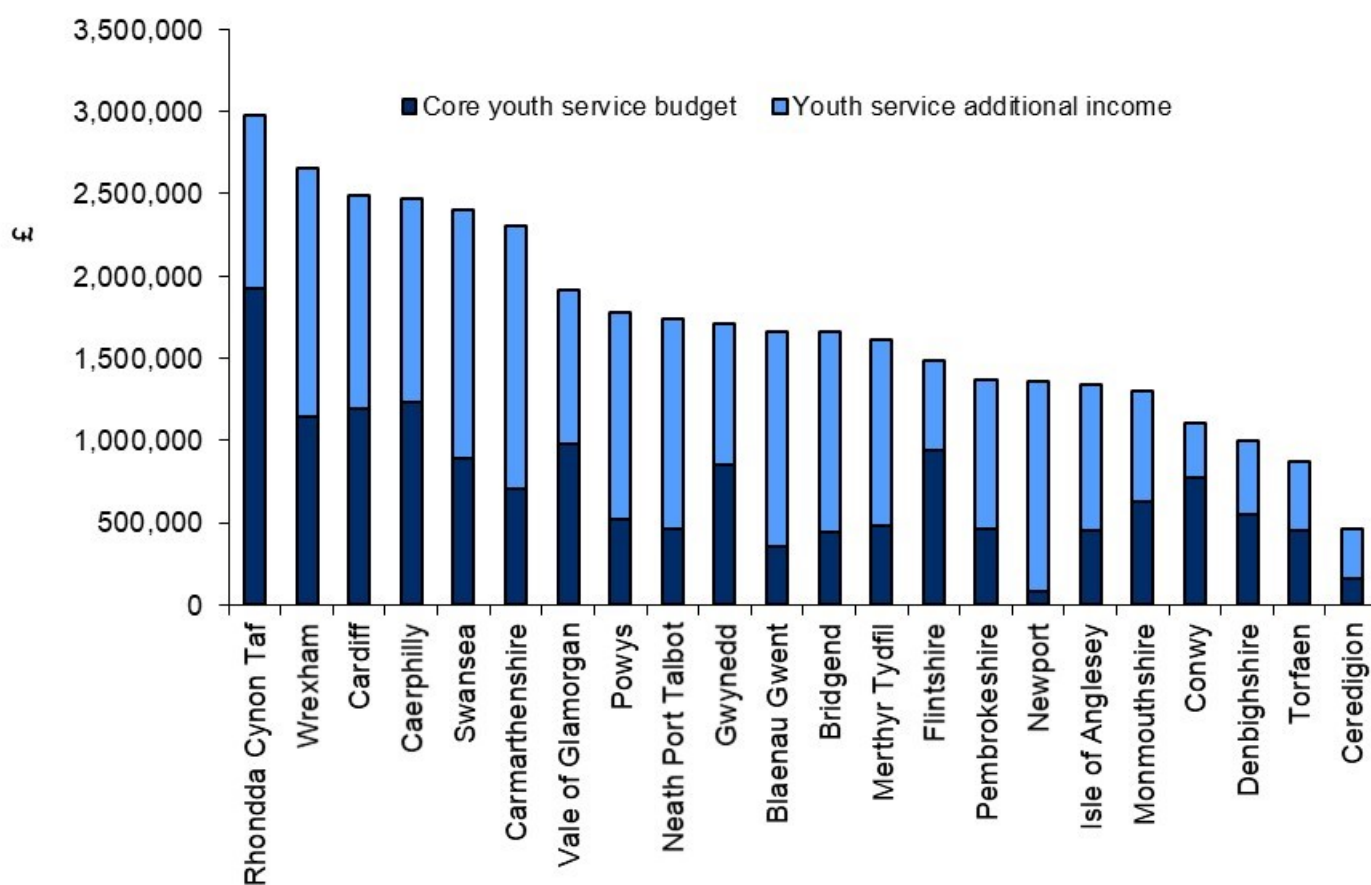
Youth work finance

Note: the data in this section is based on all 22 local authorities. Comparisons with 2018-19 are made on the basis of 21 local authorities and exclude Isle of Anglesey as they did not submit any data in 2018-19.

The total income for youth work in 2019-20 was £37.7 million. Compared with the previous year (based on 21 authorities with data in both years), total income increased by almost 16%. There was increase in total income in 20 local authorities.

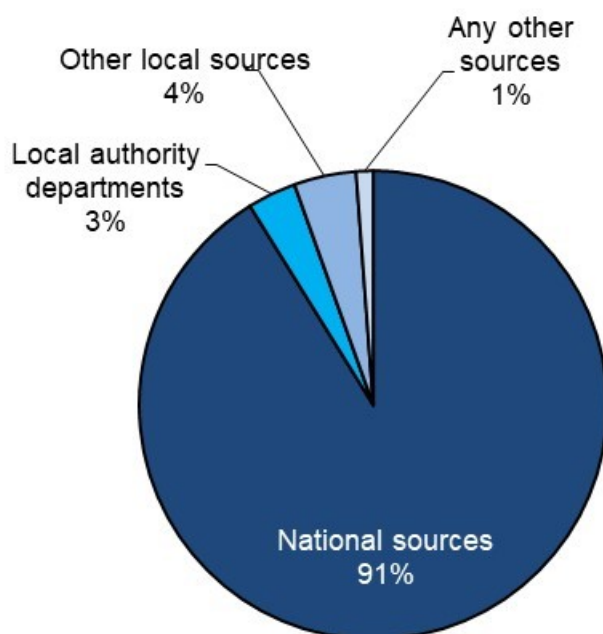
The total of core youth work budgets in 2019-20 was £15.7 million, a decrease of 11% compared with 2018-19 (based on 21 authorities). The contribution made by core youth work budgets to the total youth work income across Wales varied between authorities, ranging from 70% in Conwy to 6% in Newport.

Chart 11: Core youth work budget and youth and additional income, 2019-20



In addition to the core youth work budget, the total budget for youth work in Wales for 2019-20 included income of £22.0 million from other sources. 'National sources' contributed the majority (£20.0 million or 91%) of these funds, £3.3 million of which was provided by Families First and £8.9 million from the Youth Work Strategy Support Grant. More data can be found on [StatsWales](https://stats.wales.gov.uk/).

Chart 12: Source of additional income as percentage of total additional income, 2019-20



Expenditure

The total spend by youth work provision in Wales in 2019-20 was £37.5 million, an increase of 22% compared with 2018-19 (based on 21 authorities with data in both years). Expenditure ranged from £2.9 million in Rhondda Cynon Taff to £0.5 million in Ceredigion.

The majority of spending was on employees, at 72% of all expenditure. The remaining expenditure included 11% on resources and 5% on accommodation.

A further 1% of expenditure was grant aid from the statutory youth work sector to the voluntary sector. Including contributions from the wider local authority budget, local authorities provided around £737,000 in grant aid to voluntary youth services in Wales during the year.

Spend per head of population

In 2019-20, the total spend by youth work provision per person aged 11-25 years was £67 (£64 excluding Isle of Anglesey), an increase compared with 2018-19 (£56). The core youth work budget per person aged 11-25 was £28 in 2019-20 (also £28 excluding Isle of Anglesey) compared with £31 in 2018-19. Full details can be seen in Table 3.

Table 2: Youth Service Members 2019-20

	11-25 year olds				
	Mid-year population estimate 2019	Number of individual members	Members as percentage of population	Members with national accreditation as percentage	Members with local accreditation as percentage
Isle of Anglesey (a)	10,152
Gwynedd	24,830	2,229	9	18	3
Conwy	16,640	3,092	19	3	3
Denbighshire	14,983	4,492	30	25	100
Flintshire	25,443	1,546	6	18	18
Wrexham	22,068	10,583	48	4	4
Powys	19,442	6,837	35	0	2
Ceredigion	15,370	3,489	23	16	94
Pembrokeshire	19,415	2,908	15	16	11
Carmarthenshire	30,007	3,044	10	28	15
Swansea	51,275	2,101	4	2	2
Neath Port Talbot	23,819	6,786	28	11	15
Bridgend	24,543	1,151	5	13	13
Vale of Glamorgan	21,704	2,225	10	34	23
Rhondda Cynon Taf	42,778	10,926	26	2	2
Merthyr Tydfil	10,245	3,012	29	23	0
Caerphilly	30,770	5,215	17	2	49
Blaenau Gwent	11,391	2,054	18	41	11
Torfaen	15,861	2,017	13	8	16
Monmouthshire	14,400	3,166	22	10	29
Newport	26,643	962	4	26	18
Cardiff	88,970	4,931	6	3	3
Wales	560,749	82,766	15	10	19

(a) Isle of Anglesey did not provide data for 2019-20

Table 3: Core budget and spend per head of youth population

	Core budget per youth population aged 11-25 (£ per head)				Total spend per youth population aged 11-25 (£ per head)			
	2016-17	2017-18	2018-19	2019-20	2016-17	2017-18	2018-19	2019-20
Isle of Anglesey (a)	..	46	..	45	..	78	..	132
Gwynedd	45	44	38	34	55	60	60	69
Conwy	52	48	49	47	56	61	60	60
Denbighshire	33	35	34	37	44	46	52	64
Flintshire	40	38	35	37	43	43	37	58
Wrexham	60	53	51	52	98	94	89	117
Powys (b)	51	51	28	27	77	72	..	91
Ceredigion	20	18	19	11	23	24	27	33
Pembrokeshire	34	31	27	24	58	60	61	74
Carmarthenshire	23	22	24	24	62	64	66	78
Swansea	37	34	34	17	56	48	51	47
Neath Port Talbot	21	22	21	19	46	43	59	72
Bridgend	27	27	24	18	62	78	68	71
Vale of Glamorgan	47	47	46	45	73	74	78	88
Rhondda Cynon Taf	48	47	49	45	63	60	59	69
Merthyr Tydfil	44	47	49	47	71	74	98	157
Caerphilly	46	45	45	40	85	78	73	80
Blaenau Gwent	29	30	30	31	82	106	113	141
Torfaen	28	30	31	28	44	44	45	55
Monmouthshire	35	52	46	44	76	88	79	87
Newport	11	9	9	3	41	47	49	51
Cardiff	19	18	15	13	30	29	25	28
Wales (c)	34	33	31	28	56	57	56	64

(a) Core budget data not available for 2016-17 and 2018-19.

(b) Total spend not available for 2018-19

(c) Wales average is calculated excluding Isle of Anglesey for 2016-17 and 2018-19.

Key quality information

This statistical release presents detailed information about the statutory youth work sector in Wales for the year 2019-20. The release is produced annually with the statistics used within the Welsh Government, by local government and practitioners to monitor trends in membership, finance and youth work staff in Wales. The [Youth Work Strategy for Wales](#) was launched in the summer of 2019 and sets out a vision for the future of youth work in Wales. Youth work provides and facilitates an environment within which young people can relax, have fun, feel secure, supported and valued. It is intended that through non-formal and informal educational opportunities and experiences youth workers challenge young people to enhance their life chances.

Data are collected as part of the statutory youth work sector provision in Wales by a survey carried out each year amongst the 22 local authorities in Wales during the summer. Full returns were obtained from 21 authorities in 2019-20. Isle of Anglesey returned data for the 'workforce' and 'finance' sections of the data collection only. They also did not submit any data for 2018-19 and therefore direct comparisons with previous releases need to be made with caution. Any comparisons made with the previous year within this release are done on a directly equivalent basis (on the basis of 21 of 22 authorities as appropriate) unless stated otherwise.

Information is collected via Excel spreadsheets which are transferred via the Afon file transfer website which provides a secure method for users to submit data. Copies of the current [youth work data collection form and guidance](#) are available.

The spreadsheets allow respondents to validate their own data before sending to the Welsh Government. Local authorities are asked to provide explanatory comments where large changes have occurred. This helps ensure that the data received by the Welsh Government is already of a high quality. Examples of validation checks within the forms include year-on-year changes, cross checks with other relevant data tables and checks to ensure data is logically consistent, for example comparison of registered membership against population estimates.

Once data is received by Welsh Government, it goes through further validation and verification checks, for example, common sense checks, arithmetic consistency checks, cross checks against the data for the previous year and tolerance checks. Validation errors are followed up with local authorities to seek resolution, in the small number of cases we fail to get an answer within a reasonable timescale, we may use imputation if appropriate to fix the error. The method of imputation and the affected data is highlighted through this 'quality information' section.

The quality of the data collected through the statutory youth work sector provision in Wales survey continues to develop, as centrally we improve the guidance and definitions used within the survey, and local authorities providing youth work provision continue to refine their management systems and data, to ensure that all the data gathered for the audit is robust, consistent, current and accurate. Both of these issues impact upon the comparability of data from year to year.

Known data quality issues are highlighted by section below.

Prior to 2009-10, the collection and publication of statistics about Youth Work in Wales was carried out by the Local Government Data Unit ~ Wales on behalf of the Welsh [Assembly] Government. On 1st April 2010, responsibility for this work transferred to Knowledge and Analytical Services of the Welsh Government. The data have not yet been assessed as National Statistics.

Membership

From the 2010-11 survey onwards, local authorities were asked to only include young people registered on the Reach system as active during the year (i.e. those for whom a name, address and date of birth was known.) (Reach is the term used to measure the number of young people engaged in youth work provision from the youth population within a designated area/local authority.) In previous years some local authorities may have additionally included anonymous members. Given this, and improvements to some authorities recording systems, it is not appropriate to compare this data on a like for like basis with earlier years.

Accreditations

The 2010-11 survey, for the first time, differentiated between young people who had received nationally and locally recognised accreditations:-

Nationally recognised accreditations are those successfully completed under nationally recognised programmes that are assessed and verified, for example: Duke of Edinburgh (DofE), BELA; Agored Cymru/OCN; ASDAN; and Personal Social Development (PSD).

Locally recognised awards are those successfully completed that are not part of the national programme and are assessed locally, for example: individual modules of DofE or PSD; Mayor's Awards; In-house Certification; Children/Youth University and John Muir Award.

Note that an individual may receive nationally and locally recognised accreditations and as such the data from 2010-11 onwards are not comparable with previous years, which was a count of all those with any accreditation.

Prior to 2012-13 information on accreditations was collected by broad age group. For the 2012-13 survey onwards local accreditations continue to be collected on this basis, but national accreditations are now collected by level or award.

Projects

Prior to 2010-11 there is thought to have been inconsistent interpretations in the recording of projects by local authorities, whereby some authorities may have counted one project within a number of project types, whereas others have limited to including each project into one or two project types. From the 2010-11 survey, the location or setting of projects (youth club etc.) has been separated from the type of provision (holiday scheme, Welsh language). Again, this change in the method of collection means that a direct comparison should not be made with previous years.

Note that the count of settings is not the total of projects, as there may be several projects running at each setting. Similarly, the type of project information cannot be summed to give a total number of projects, as the same project can be multiple counted.

From 2013-14, information on the medium of delivery of projects has been collected (although only included in release from 2014-15), with local authorities identifying projects delivered mainly or entirely (70% or above) through the medium of Welsh.

Workforce

From the 2010-11 survey onwards the definition of Management staff has been clarified to be those with less than 10 per cent face-to-face contact with young people. There was also a change in definition from

“Youth work delivery staff – core and Youth work delivery staff – external” to

“Youth work front line staff – core and Youth work staff – externally funded”

This has affected comparability of data with earlier years.

Finance

Improved definitions and validation processes have been applied to the collection of finance information for 2010-11 onwards, resulting in some discontinuity between that data and finance data for prior years.

Other data sources

The release includes population estimate data for 2013 to 2019 from Office for National Statistics Mid-Year Population Estimates by local authority and age, as available at May 2021.

Well-being of Future Generations Act (WFG)

The Well-being of Future Generations Act 2015 is about improving the social, economic, environmental and cultural well-being of Wales. The Act puts in place seven well-being goals for Wales. These are for a more equal, prosperous, resilient, healthier and globally responsible Wales, with cohesive communities and a vibrant culture and thriving Welsh language. Under section (10)(1) of the Act, the Welsh Ministers must (a) publish indicators (“national indicators”) that must be applied for the purpose of measuring progress towards the achievement of the Well-being goals, and (b) lay a copy of the national indicators before Senedd Cymru. The 46 national indicators were laid in March 2016.

Information on the indicators, along with narratives for each of the well-being goals and associated technical information is available in the [Well-being of Wales report](#).

Further information on the [Well-being of Future Generations \(Wales\) Act 2015](#).

The statistics included in this release could also provide supporting narrative to the national indicators and be used by public services boards in relation to their local well-being assessments and local well-being plans.

Further details

The document is available at: <https://gov.wales/youth-work>, with supporting [StatsWales data](#).

Next update

October 2021 (provisional)

We want your feedback

We welcome any feedback on any aspect of these statistics which can be provided by email to post16ed.stats@gov.wales.

Open Government Licence

All content is available under the [Open Government Licence v3.0](#), except where otherwise stated.

