



16 December 2021
SFR 393/2021

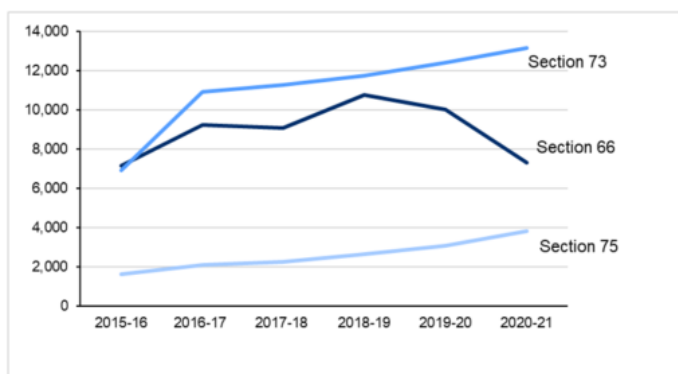
Homelessness in Wales, 2020-21

Impact of coronavirus (COVID-19) on this release

Due to the coronavirus (COVID-19) pandemic, a reduced annual homelessness collection was undertaken for 2020-21. Please see the [Impact of coronavirus \(COVID-19\) on this release](#) section for more information.

The release provides summary information on statutory homelessness which does not include persons sleeping rough. Estimates of persons sleeping rough by local authority are currently available from the monthly [homelessness accommodation provision and rough sleeping](#) management information.

Households threatened with homelessness (Section 66), owed a duty to help secure accommodation (Section 73) and in priority need (Section 75)



- The number of households threatened with homelessness (Section 66) decreased by 27% in 2020-21 to 7,290. Homelessness was successfully prevented for at least 6 months in 65% of cases.
- The number of households assessed as homeless and owed a duty to help secure accommodation (Section 73) increased by 6% to 13,161. Of these, 39% were successfully helped to secure accommodation, slightly lower than recent years.
- 3,795 households were identified as unintentionally homeless and in priority need (Section 75), an increase of 24% on last year. Of these, 75% accepted an offer of settled suitable accommodation.

Households in temporary accommodation

- The number of households in temporary accommodation, as at 31 March 2021, was up 60% on the previous year to 3,729 households. This is the highest figure reported since the legislation was introduced in April 2015.
- Bed & Breakfasts accounted for the greatest proportion of temporary accommodation (39%).

About this release

This release provides information on households applying to local authorities for housing assistance and local housing authorities' activities under [the Housing Wales Act 2014](#).

This includes the prevention and relief of homelessness as well as the number of homeless households in temporary accommodation.

This release focuses primarily on activity during 2020-21.

Homelessness prevention is a Well Being of Future Generations National Indicator.

In this release

Introduction	2
Impact of COVID-19	5
Homelessness prevention	5
Relief of homelessness	9
Temporary accommodation	13
Placements in B&B	17
Glossary	20

1. Introduction

This is the latest in a series of annual statistical releases relating to statutory homelessness under the homelessness legislation introduced on 27th April 2015 (Part 2 of the [Housing \(Wales\) Act 2014](#)).

The main aim of the legislation is to reduce levels of homelessness by placing prevention at the centre of local authority duties to help everyone at risk rather than just those in priority need groups. Advice on the duties under this legislation is given in the [Homelessness Code of Guidance \(revised 2016\)](#).

1.1 Structure of release

The broad structure of the release is as follows:

- **Impact of Coronavirus (COVID-19):** [Section 2](#) of this release provides important information about the impact of coronavirus (COVID-19) on this release and the comparability of available data sources on homelessness.
- **Assessment Outcomes:** [Section 3](#) and [Section 4](#) cover the outcomes of assessments made by local authorities under Section 62 of the [Housing \(Wales\) Act 2014](#) on households who apply to the authority for housing assistance because they are homeless or threatened with homelessness. It is possible for a single household to have up to three separate outcomes under this process depending on the results of the duty owed. It provides all outcomes reached during the financial year, regardless of when the application was made.
- **Temporary Accommodation:** [Section 5](#) of this release covers households that are in temporary accommodation at 31 March 2021. [Section 6](#) covers the total placements of 16 to 17 and 18 to 21 year olds in Bed and Breakfast accommodation during 2020-21.

A separate Homelessness in Wales [Quality report](#) is available which includes information on the following headings and should be read in conjunction with this statistical release.

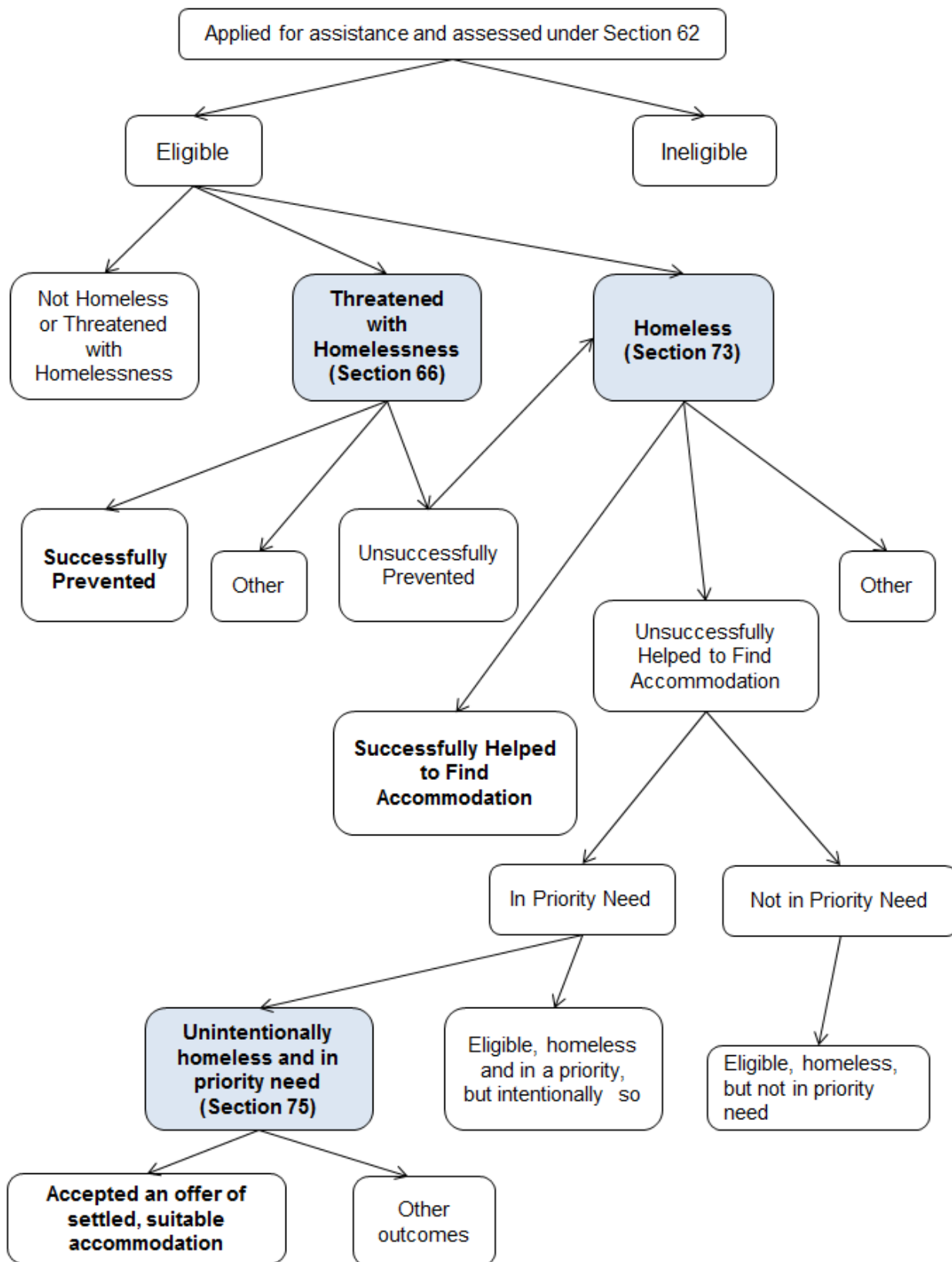
- Policy and operational context
- Users and uses
- Strengths and limitations of the data
- Data processing cycle
- Quality and administrative data quality assurance

The underlying datasets are published on [StatsWales](#).

Disclosure control has been applied to the figures in this release and to accompanying data on [StatsWales](#). All figures less than 3, and percentages based on less than 3 have been suppressed and shown as a '*'. All other figures are rounded independently to the nearest 3. As a result, there may be a difference between the sum of the constituent items and the total. All percentages quoted in this report were calculated using the unrounded data.

Further information on how these terms should be interpreted is available on the guidance and definitions section of the [data collection forms](#). We welcome any feedback on the format of this release by email to stats.housing@gov.wales.

This release presents information on the outcomes following assessments made about households who apply for assistance with housing and the ending of duties by local authorities under Section 62 of the [Housing \(Wales\) Act 2014](#). It is possible for a single household to have up to three separate outcomes under this process depending on the results of the duty owed under the Act. A brief outline of the assessment process is shown in the flowchart below.



1 - 'Other' includes assistance refused, non co-operation and other reasons

2. Impact of Coronavirus (COVID-19) on this release

2.1 Policy Context

At the start of the coronavirus (COVID-19) pandemic in March 2020, the Welsh Government put in place an emergency homelessness response. This response involved additional funding, together with both statutory and non-statutory guidance to ensure that no-one was left without accommodation, together with the support they need, to stay safe during the pandemic.

This inclusive 'no-one left out' approach has been in place continuously since then and to date has resulted in over 15,000 people being supported into temporary accommodation (TA) between March 2020 and the end of September 2021.

As part of our strategy to end homelessness, the Welsh Government is, however, strongly committed to moving from a position of reliance on temporary accommodation, to a system focused on prevention and rapid rehousing.

2.2 Monthly homelessness accommodation provision and rough sleeping management information

Since August 2020, [monthly management information](#) relating to persons placed into temporary accommodation and rough sleepers has been collected from local authorities. This management information replaces the [weekly gathering of intelligence](#) collected during the initial stages of the Coronavirus (COVID-19) pandemic (from April 2020).

It is important to note the following differences between the monthly management information and the data detailed within this release:

- The monthly management information relates to the **number of individuals experiencing homelessness** and being supported by local authorities into emergency accommodation or suitable long-term accommodation.
- Our collections on statutory homelessness capture data on **number of households, not individuals**. That data relates to homelessness as defined by the [Housing \(Wales\) Act 2014](#).

2.2 Changes to statutory homelessness collections and releases

To reduce the overall burden on local authorities providing data, the decision was taken to suspend collection of quarterly data on statutory homelessness for 2020-21. Further to this, a reduced annual statutory homelessness return was undertaken for both 2019-20 and 2020-21.

In 2019-20, information on age, sex, ethnicity and reason for homelessness was not collected. Whereas, in 2020-21, information on reason for homelessness was not collected. This information is available for previous years and may be included again in future releases.

As with the previous version of this release, this publication has been shortened to provide only key information on homelessness.

Further information on data limitations is provided in the [Quality report](#).

3. Homelessness prevention

In its broadest terms, 'homelessness prevention' is where a local authority takes positive action to provide housing assistance to someone who the authority considers is threatened with homelessness within 56 days. Prevention work can also be undertaken before meeting the statutory definition, but would not then be recorded against Section 66 prevention outcomes.

Under the current legislation (introduced from 2015), the outcome of a duty is recorded at each stage following the Section 62 (application for assistance with housing) assessment.

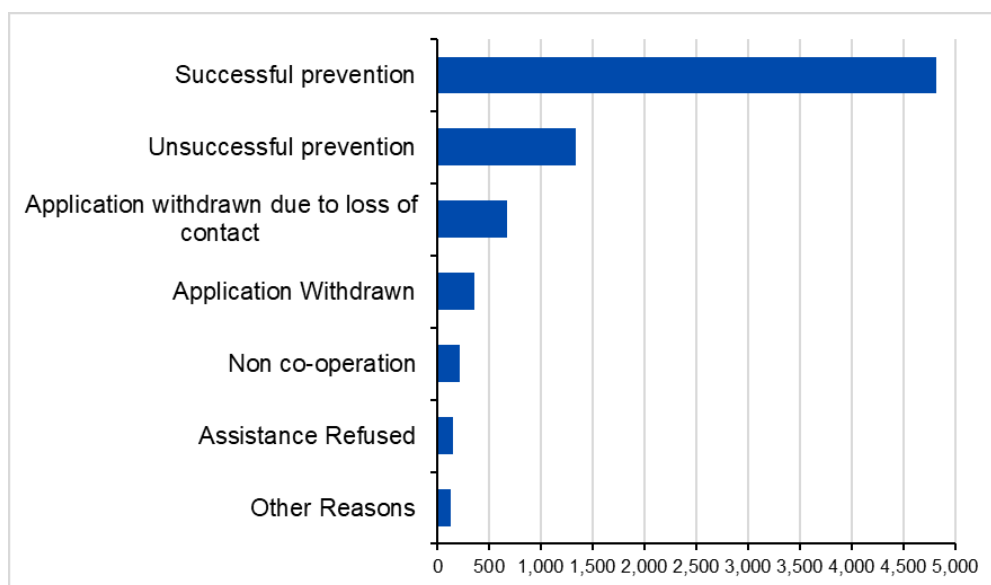
It is possible for up to 3 different outcomes to be recorded for each individual household. This may result in a household being recorded in Charts 1, 2 and 3 below. Further information is available in [Annex A \(Glossary\)](#) of this release.

The assessment process will not always result in a household being found to be eligible for assistance nor will it always result in a household being found to be either threatened with homelessness within 56 days or homeless.

During 2020-21 following a Section 62 assessment, 302 households were assessed as ineligible¹, and in a further 3,735 cases the household was assessed as being neither homeless nor threatened with homelessness.

In 2020-21, a total of 7,290 households in Wales were assessed as being threatened with homelessness within 56 days. This is a decrease of 27% on the 9,993 households recorded during the previous year, and is the lowest annual figure since 2015-16. [Chart 1](#) below shows the outcomes for those households.

Chart 1. Number of households found to be eligible and threatened with homelessness (Section 66), during 2020-21 by outcome (a)



Source: Statutory Homelessness data collection from local authorities

¹ Housing authorities need to satisfy themselves that applicants are eligible before providing housing assistance. The provisions [on eligibility](#) are complex and housing authorities need to ensure that they have procedures in place to carry out appropriate checks on housing applicants.

Data available on [StatsWales](#).

During 2020-21, homelessness was successfully prevented for at least 6 months in 65% of cases (4,760 households), a decrease of 3 percentage points compared with 2019-20. Since 2017-18, homelessness has been successfully prevented in around two thirds of cases.

In 18% of cases (1,282 households), prevention of homelessness for at least 6 months was unsuccessful. In these cases, the applying households were discharged and became statutorily homeless². Such households may be owed a duty under Section 73. This represents a slight increase of 1 percentage point on the number of cases where prevention was unsuccessful during 2019-20.

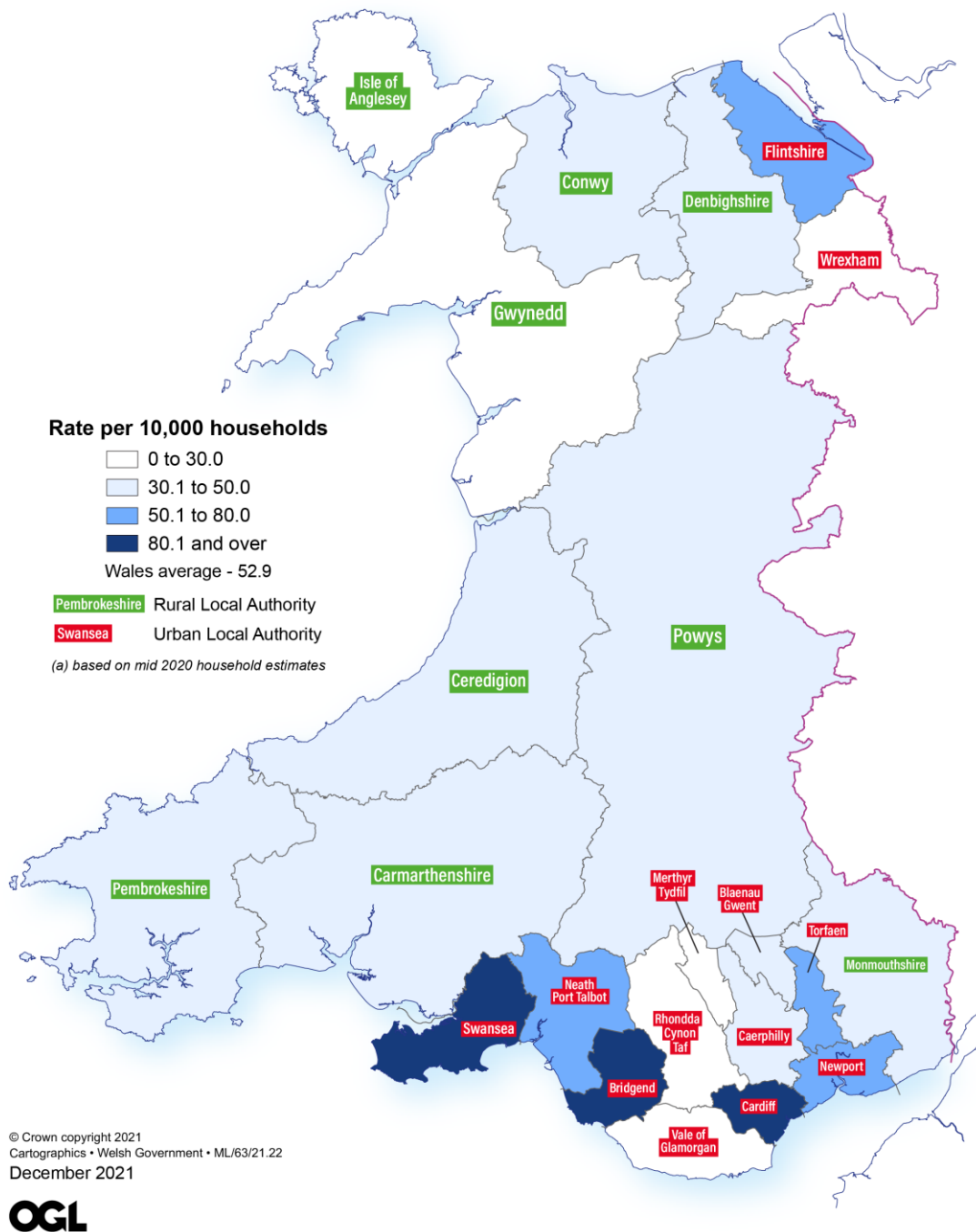
For the remaining 1,248 households (17%) threatened with homelessness during 2020-21, the prevention duty was brought to an end. The main reason for this was the application being withdrawn (including through loss of contact) which accounted for 13% of all households assessed, slightly more than the previous year (10%).

[Map 1](#) and [Map 2](#) below show the rate of households threatened with homelessness and the rate of those successfully prevented from homelessness at an individual local authority level.

² Statutorily homeless as defined within Section 55 of the [Housing \(Wales\) Act 2014](#).

Homelessness

MAP 1: Households found to be eligible and threatened with homelessness (Section 66), 2020-21 - Rate per 10,000 households (a)



In Wales, 53 households in every 10,000 were found to be eligible and threatened with homelessness in 2020-21. This is a decrease on 2019-20 (73 households in every 10,000).

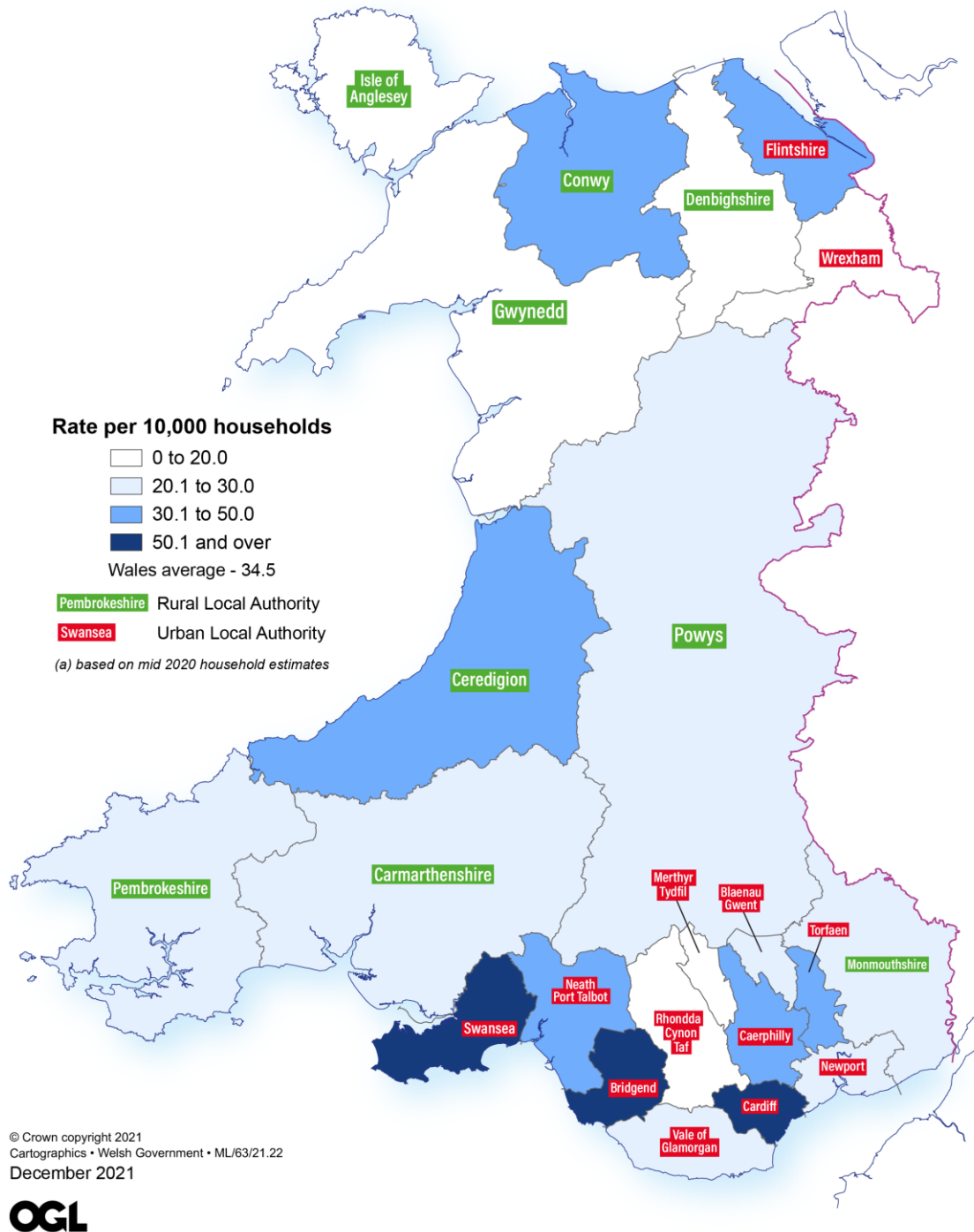
During 2020-21, Cardiff reported both the highest number of households assessed as threatened with homelessness within 56 days at 1,693 households and, taking into account the number of households in each area, the highest rate at 108.3 per 10,000 households³.

Comparatively, Isle of Anglesey reported the lowest number of households assessed as threatened with homelessness (58 households) while Wrexham had the lowest rate (12.5 per 10,000 households).

³ The household estimates used in this release are the Welsh Government mid-2020 household estimates available from the [StatsWales website](https://stats.wales.gov.uk/).

Homelessness

MAP 2: Households successfully prevented from homeless during 2020-21 (Section 66) - Rate per 10,000 households (a)



The number of households for whom homelessness was successfully prevented for at least 6 months, as a rate per 10,000 households⁴ is a [Well Being of Future Generations National Indicator](#). During 2020-21 the rate for Wales was 34.5 per 10,000 households. This is a decrease on the rate reported for 2019-20 (49 per 10,000 households).

⁴ The rate will vary at an individual local authority level depending on the number of households that are assessed as threatened with homelessness within 56 days. Information is also shown at a Wales level in Chart 1 on the number of households successfully prevented from homelessness for at least 6 months.

During 2020-21, Cardiff recorded the highest number of households for whom homelessness was successfully prevented for at least 6 months (1,290) and the highest rate of successful prevention (82.6 per 10,000 households).

Isle of Anglesey reported the lowest number of successful preventions (32) and Wrexham had the lowest rate (9.1 per 10,000 households).

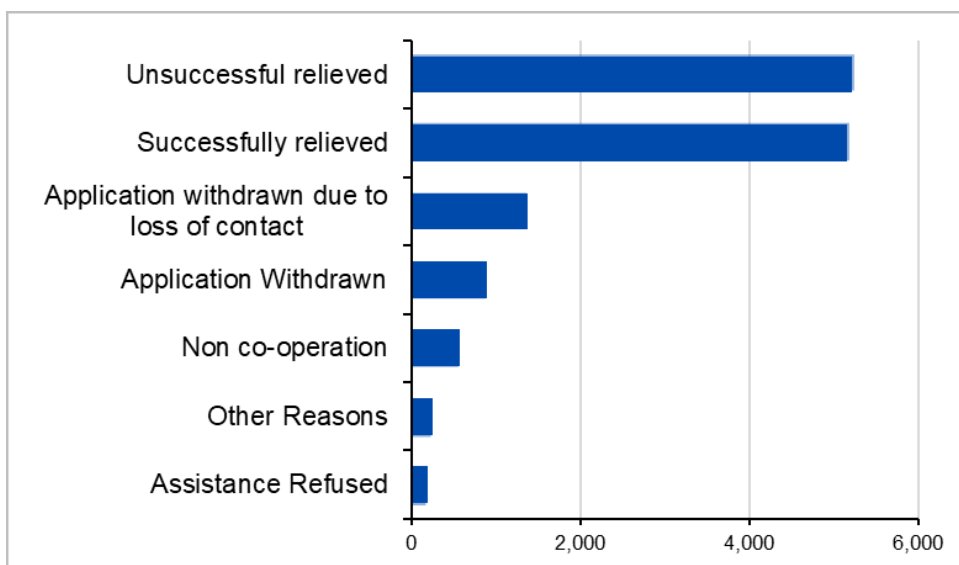
During 2020-21, 14 of the 22 local authorities in Wales reported rates of successful prevention below the Wales average of 34.5 per 10,000 households.

4. Relief of homelessness

4.1 Relief of homelessness under duty to help secure accommodation (Section 73)

[The Housing \(Wales\) Act 2014](#) introduced a new duty for all local authorities in Wales to provide help to any person experiencing homelessness to help them secure a home. Following notification that an applicant is homeless, the local authority will be under a duty (Section 73) to take reasonable steps to help to secure accommodation. Further information is available in the [Homelessness Code of Guidance \(revised 2016\)](#).

Chart 2. Number of households assessed as homeless under duty to help secure accommodation (Section 73) during 2020-21 by outcome (a)



Source: Statutory Homelessness data collection from local authorities

(a) Under Section 73 of the Housing (Wales) Act 2014

Data available on [StatsWales](#).

During 2020-21, 13,161 households were assessed as being homeless and owed a duty to help to secure accommodation (under Section 73 of the [Housing \(Wales\) Act 2014](#)). This was an increase of 6% on 2019-20, and is the highest number reported since the introduction of the current legislation in April 2015.

39% of households (5,087) of those households assessed as homeless during 2020-21 were successfully relieved of their homelessness following intervention by the local authority and helped to secure accommodation that was likely to last for 6 months. This percentage has decreased by 2 percentage points since 2019-20.

In a further 39% of cases (5,140), homelessness was not relieved and the duty was ended⁵. In these cases the assessments were reviewed to establish whether the household was eligible, unintentionally homeless and in priority need. This was up on the 36% reported during the previous year although the actual number of households unsuccessfully relieved of homelessness was 14% higher.

For the remaining 2,933 households assessed as homeless during 2020-21, the Section 73 duty was brought to an end. The main reason reported for the Section 73 duty ending was withdrawal of the application (including withdrawn due to loss of contact) which accounted for 16% of all households assessed as homelessness, the same percentage seen in 2019-20.

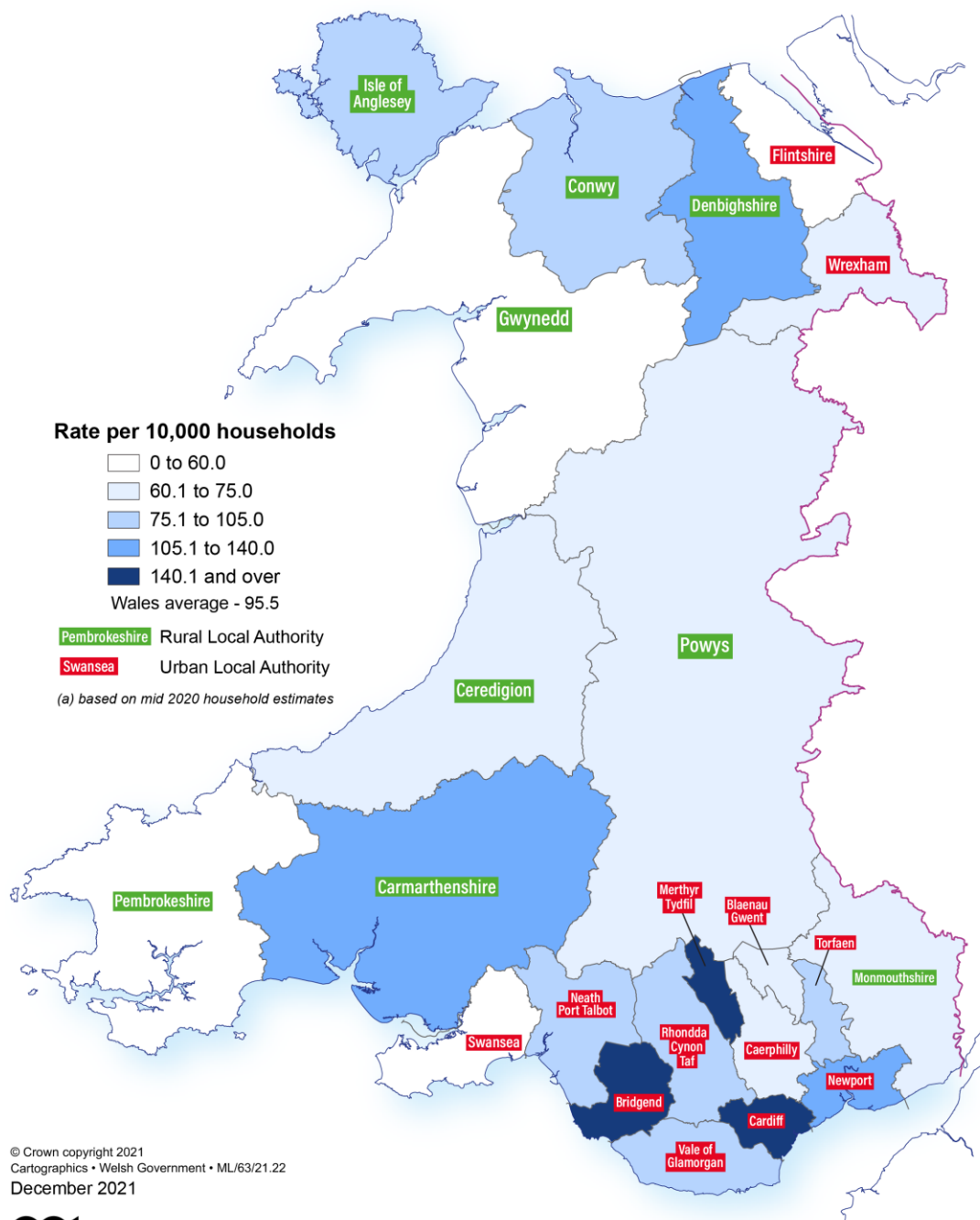
Non co-operation was the reason given for 4% of cases ([Chart 2](#)).

⁵ Under Section 74.2 or 74.3 of the Housing (Wales) Act 2014.

Map 3 shows the rate of households assessed as homeless during 2020-21 at an individual local authority level.

Homelessness

MAP 3: Number of households assessed as homelessness (Section 73) during 2020-21 - Rate per 10,000 households (a)



For Wales, 95.5 cases per 10,000 households were assessed as homeless in 2020-21, an increase on the rate of 90.6 cases per 10,000 households reported for 2019-20.

Cardiff reported the highest number of households assessed as homeless under Section 73 of the new legislation, at 2,233 households. However the local authority with the highest rate of households assessed as homeless was Bridgend (229.9 cases per 10,000 households).

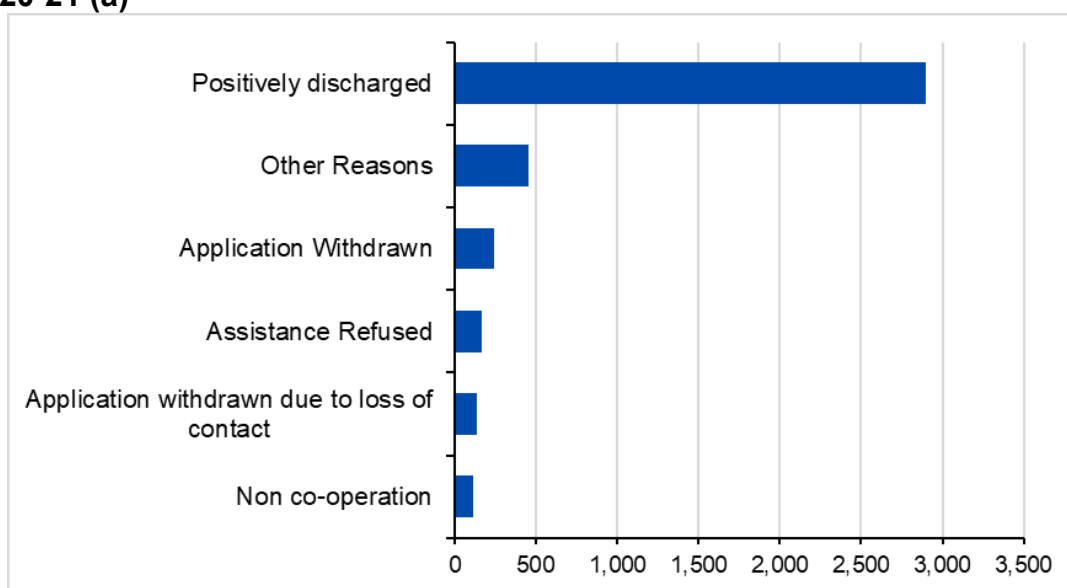
Gwynedd reported the lowest number of households assessed as homeless (187) as well as the lowest rate (33.9 cases per 10,000 households).

4.2 Relief of homelessness under final duty (Section 75)

Under Section 75 of the current legislation, where households were owed a duty under Section 73 because they were homeless and this duty has ended, the assessment is reviewed.

If the household is homeless, has a priority need and is unintentionally homeless, the local authority will be under a duty to secure suitable accommodation. The successful relief of homelessness under Section 75 is when the local authority must secure settled suitable accommodation. This is sometimes referred to as 'positive discharge' of final duty. The categories of priority need are as outlined in [Annex A \(Glossary\)](#) of this release and further information is available in the [Homelessness Code of Guidance \(revised 2016\)](#).

Chart 3. Number of homeless households owed a duty under final duty (Section 75), during 2020-21 (a)



Source: Statutory Homelessness data collection from local authorities

(a) Under Section 75 of the Housing (Wales) Act 2014

Data available on [StatsWales](#).

During 2020-21, a total of 3,795 households were accepted as being eligible, unintentionally homeless and in priority need and were owed a duty for accommodation to be secured ([under Section 75 of the Housing \(Wales\) Act 2014](#)). This is an increase of 24% on the 3,060 households recorded during 2019-20, and is the highest number reported since the introduction of the current legislation in April 2015

Households that were eligible, unintentionally homeless and in priority need, accepted an offer of settled suitable accommodation in 75% of cases (2,860 households). For the remaining 935 households assessed as homelessness during 2020-21, the final duty was brought to an end. 'Assistance refused' was given as the reason for the Section 75 duty ending in 4% of cases with 'Application Withdrawn' (including 'Application Withdrawn Due to a Loss of Contact') accounting for 8%. 'Other Reasons' saw a jump in percentage points from 7% to 12%.

Cases of 'non co-operation' remained at the same proportion (2%) that was seen last year ([Chart 3](#)).

4.3 Other outcomes

Whilst assistance is provided for all homeless households as part of the assessment process, this does not always result in accommodation being found. In 456 cases, the household was found to be homeless but not in priority need, whilst in a further 93 cases the homeless household was assessed as being eligible and in priority need but intentionally⁶ so. The data are available on the [StatsWales website](#).

5. Homeless households in temporary accommodation

This section of the release covers all homeless households who were in temporary accommodation at the end of March 2021. These figures do not include all households placed in temporary accommodation throughout the year. It is a snapshot, and includes only those households who were in temporary accommodation at the end of the period – 31st March 2021.

On 20 March 2020, the Minister for Housing and Local Government announced additional funding, together with guidance to local authorities, to ensure that no-one was left without accommodation, together with the support they needed, to stay safe during the pandemic. These measures have continuously been in place since March 2020.

Table 1 below shows the number of homeless households who were in temporary accommodation at 31st March 2021 as a rate per 10,000 households at an individual local authority level.

⁶ Intentionality is described in Section 77 of the [Housing \(Wales\) Act 2014](#). Each individual local authority has to nominate which specific priority need groups they apply intentionality to for the purpose of this assessment under Section 78 of the Housing (Wales) Act 2014.

Table 1: Homeless Households in Temporary accommodation at 31 March 2021 (a)

Authority	Number of households in temporary accommodation at 31		Rate per 10,000 households
	March 2021	Mid year 2020 Household estimates	
Isle of Anglesey	48	31,555	15.2
Gwynedd	238	55,123	43.2
Conwy	259	53,351	48.5
Denbighshire	234	42,220	55.4
Flintshire	44	66,973	6.6
Wrexham	246	59,058	41.7
Powys	182	60,240	30.2
Ceredigion	55	31,413	17.5
Pembrokeshire	115	56,647	20.3
Carmarthenshire	97	82,897	11.7
Swansea	135	109,714	12.3
Neath Port Talbot	134	62,768	21.3
Bridgend	167	63,152	26.4
The Vale of Glamorgan	226	58,879	38.4
Cardiff	463	156,264	29.6
Rhondda Cynon Taf	119	106,316	11.2
Merthyr Tydfil	141	24,974	56.5
Caerphilly	224	77,242	29.0
Blaenau Gwent	38	31,371	12.1
Torfaen	88	40,813	21.6
Monmouthshire	131	40,712	32.2
Newport	346	66,543	52.0
Wales	3,730	1,378,226	27.1

(a) Numbers of households in temporary accommodation are rounded to the nearest 3. Rates are calculated using unrounded numbers (not shown in this table).

At 31 March 2021, there were 3,729 households placed in temporary accommodation across Wales. This is an increase of 60% on 31 March 2020, and is the highest figure recorded since the introduction of the current legislation in April 2015.

Since the onset of the Coronavirus (COVID-19) pandemic, the approach to homelessness has been transformed with the introduction of a 'no-one left out' approach, which has led to many households being supported into emergency temporary accommodation. It is likely that the figures as at 31 March 2021 are a result of these changes as well as the increase in funding to ensure everyone requiring it has been able to access to suitable accommodation in order to keep them safe and adhere to public health guidelines.

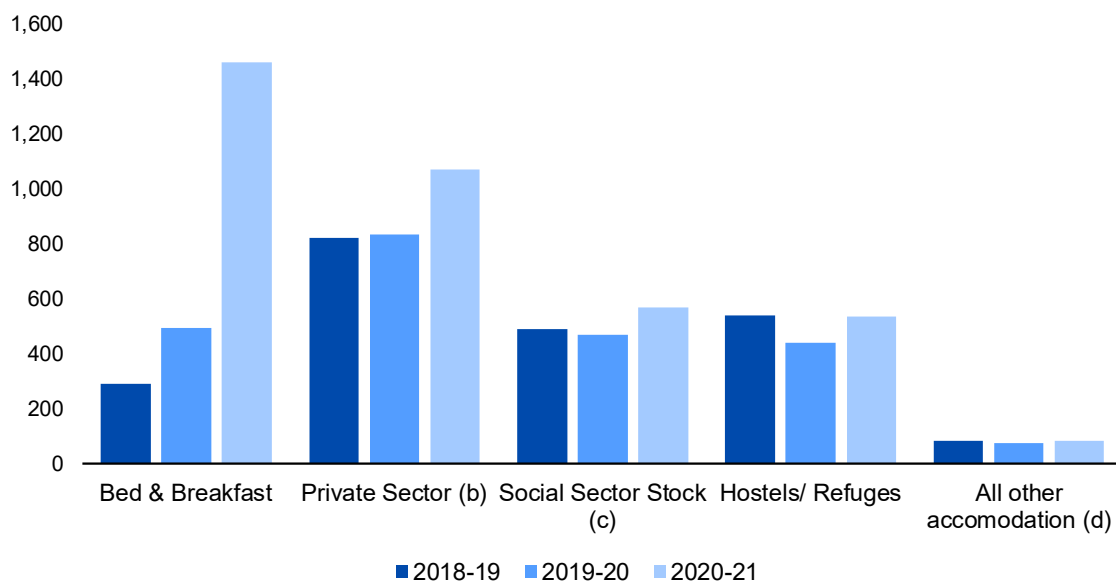
Cardiff reported the highest number of households in temporary accommodation (463) followed by Newport (346) whilst Merthyr Tydfil reported the highest rate (56.5 cases per 10,000 households).

The number of households in temporary accommodation increased in the majority of local authorities between 31 March 2020 and 31 March 2021 with the exception of Cardiff. The biggest increases were seen in Newport (193 households) and Gwynedd (154 households).

Flintshire reported the lowest number of households in temporary accommodation (44) and the lowest rate (6.6 cases per 10,000 households).

5.1 Types of temporary accommodation

Chart 4: Households in temporary accommodation, at 31 March, by type (a)



Source: Statutory Homelessness data collection from local authorities

(a) Under the Housing (Wales) Act 2014

(b) Includes households placed directly with a private sector landlord, private sector accommodation leased by local authorities and private sector accommodation leased by registered social landlords

(c) Includes local authority stock and registered social landlord

(d) 'Other' accommodation type includes homeless at home

Compared to previous years, there was a significant increase in the numbers of households placed in Bed & Breakfast (B&B) accommodation. At 31 March 2021, there were nearly 1,500 households placed in temporary B&B accommodation, an increase of almost 1,000 households compared to March 2020. As a result, Bed & Breakfast accommodation replaced private sector accommodation as the main form of temporary accommodation used, accounting for 39% of all households in temporary accommodation.

As noted above, the 'no-one left out' approach to the Coronavirus (COVID-19) pandemic has resulted in far greater numbers of people being supported in temporary accommodation. It is likely that the differences seen in the types of provision used for temporary accommodation are a result of these changes to services.

Compared to 31 March 2020, there was a small increase in the number of households placed in social sector (local authority and RSL) accommodation. At 31 March 2021, 15% of households were accommodated by social sector stock.

Following a decrease in March 2020, the number of households accommodated by hostels and refuges increased by 22% as at March 2021.

Families with children accounted for 6% of all households placed in B&Bs and for 19% of all households placed in hostels and refuges at 31 March 2021. 22% of all households placed in temporary accommodation at 31 March 2021 were families with children, a decrease from 37% of households at 31 March 2020.

6. Total placements of 16 to 17 and 18 to 21 year olds in Bed and Breakfast accommodation

Since April 2016, information has been collected centrally covering the placement of 16 to 17 year olds and 18 to 21 year old care leavers in temporary bed and breakfast accommodation under either Homelessness or Social Services legislation. This information differs to the statistics shown above as they cover every placement in bed and breakfast (B&B) accommodation during the year and not only those households who were in temporary bed and breakfast (B&B) accommodation at the end of the year.

The information is collected in order to establish the number of placements made by local authorities into B&B accommodation to meet the immediate housing needs of all young people aged 16/17, and also 18-20 year olds (up to 21st birthday) who have previously been in care.

In 2020-21, 16 to 17 year olds were placed in temporary B&B accommodation under the current Homelessness legislation on 76 occasions, and on a further 43 occasions under children's social services legislation.

Care leavers aged 18 to 21 years old were placed in temporary B&B accommodation under the current Homelessness legislation on a further 119 occasions.

7. Further details

The document is available at:

<https://gov.wales/homelessness-statistics>

Further data (including information on the age, gender and ethnicity of applicants requesting assistance) can be found on our StatsWales website:

<https://statswales.gov.wales/Catalogue/Housing/Homelessness>

Next update

July 2021 (provisional)

National Statistics status

The [United Kingdom Statistics Authority](#) has designated these statistics as National Statistics, in accordance with the Statistics and Registration Service Act 2007 and signifying compliance with the [Code of Practice for Statistics](#).

National Statistics status means that official statistics meet the highest standards of trustworthiness, quality and public value.

All official statistics should comply with all aspects of the Code of Practice for Statistics. They are awarded National Statistics status following an assessment by the UK Statistics Authority's regulatory arm. The Authority considers whether the statistics meet the highest standards of Code compliance, including the value they add to public decisions and debate.

It is Welsh Government's responsibility to maintain compliance with the standards expected of National Statistics. If we become concerned about whether these statistics are still meeting the appropriate standards, we will discuss any concerns with the Authority promptly. National Statistics status can be removed at any point when the highest standards are not maintained, and reinstated when standards are restored.

The continued designation of these statistics as National Statistics was confirmed in March 2019 following a compliance check by the [Office for Statistics Regulation](#). Since the latest review by the Office for Statistics Regulation, we have continued to comply with the Code of Practice for Statistics, and have made the following improvements:

- We have improved the commentary and data visualisation on the front page of the release, removing repetitive text and simplifying the language used.
- We have enhanced accessibility for users by adding direct hyperlinks to the relevant data cube on Stats Wales alongside the tables and charts within the release.
- Within the Quality Report we have included more detail in relation to our knowledge of the quality assurance processes carried out by data providers and have also provided more detail in relation to overall responsibility for the quality management process.
- We have enhanced trustworthiness by reviewing and reducing pre-release access

Well-being of Future Generations Act (WFG)

The Well-being of Future Generations Act 2015 is about improving the social, economic, environmental and cultural wellbeing of Wales. The Act puts in place seven wellbeing goals for Wales. These are for a more equal, prosperous, resilient, healthier and globally responsible Wales, with cohesive communities and a vibrant culture and thriving Welsh language. Under section (10)(1) of the Act, the Welsh Ministers must (a) publish indicators (“national indicators”) that must be applied for the purpose of measuring progress towards the achievement of the wellbeing goals, and (b) lay a copy of the national indicators before Senedd Cymru. Under section 10(8) of the Well-being of Future Generations Act, where the Welsh Ministers revise the national indicators, they must as soon as reasonably practicable (a) publish the indicators as revised and (b) lay a copy of them before the Senedd. These national indicators were laid before the Senedd in 2021. The indicators laid on 14 December 2021 replace the set laid on 16 March 2016 and this release includes one of the national indicators, “number of households successfully prevented from becoming homeless per 10,000 households”.

Information on the indicators, along with narratives for each of the wellbeing goals and associated technical information is available in the [Well-being of Wales report](#).

Further information on the [Well-being of Future Generations \(Wales\) Act 2015](#).

The statistics included in this release could also provide supporting narrative to the national indicators and be used by public services boards in relation to their local wellbeing assessments and local wellbeing plans.

Feedback

We welcome feedback on any aspect of these statistics. We would welcome your views on the content and format of this release and accompanying [StatsWales table](#). We would also welcome broader information on how you use these statistics. This can be provided by email to stats.housing@gov.wales.

Open Government Licence

All content is available under the [Open Government Licence v3.0](#), except where otherwise stated.



Annex A: Glossary

Symbols

The following symbols may have been used in this release:

- negligible (less than half the final digit shown)
 - .
 - ..
 - ~
 - *
 - p
 - r
- not applicable
- not available
- not yet available
- disclosive or not sufficiently robust for publication
- provisional
- revised

Bed and breakfast

This will include privately owned or managed hotels/guest houses with some shared facilities. It does not include hotel annexes consisting of self-contained units of accommodation where meals are not provided – these are classified as private sector accommodation.

Eligibility

Housing authorities will need to satisfy themselves that applicants are eligible before providing housing assistance. The provisions on eligibility are complex and housing authorities will need to ensure that they have procedures in place to carry out appropriate checks on housing applicants. Ineligible households will include households not eligible for assistance by virtue of Schedule 2 of the [Housing \(Wales\) Act 2014](#) and the Allocation of Housing and Homelessness (Eligibility) (Wales) Regulations 2014.

Homelessness prevention

In its broadest terms, 'homelessness prevention' is where a local authority takes positive action to provide housing assistance to someone who the Authority considers is threatened with homelessness within 56 days. Prevention work can be undertaken before meeting the statutory definition, but would not be recorded against Section 66 prevention outcomes.

A case is recorded as homelessness prevention where a local authority takes positive action to provide housing assistance to someone who the authority is satisfied is threatened with homelessness within 56 days and has been notified the duty under Section 66 of the Housing (Wales) Act applies to them. A case ceases to be classed as prevention if the household has become homeless. This only applies to those owed a duty under Section 66.

For positive action to be recorded as successful, the authority must be satisfied that the intervention is likely to result in homelessness being prevented for at least 6 months and the accommodation is suitable.

Homelessness relief

Positive action to prevent homelessness cannot be taken once the authority is satisfied that someone is or has become homeless (for example, the authority has notified the person of a decision and owes a duty under Section 73). Following notification that an applicant is homeless the Authority will be under a duty to take reasonable steps to help to secure accommodation. For positive action to be recorded as successful, the authority must be satisfied that the intervention is likely to result in homelessness being relieved for at least 6 months and the accommodation is suitable.

Following notification that a household is owed a duty under Section 73 of the new legislation, it is the duty of the local authority to take reasonable steps to help that household to secure accommodation.

Under Section 75 of the new legislation ([Housing \(Wales\) Act 2014](#)) where households are no longer owed a duty under Section 73 (as a result of Section 74.2 or 74.3) but following review are found to fall within a priority need category and are unintentionally homeless, it is the duty of the local authority to secure suitable accommodation. The successful relief of homelessness under Section 75 is referred to as a 'positive discharge' and the local authority must secure suitable accommodation.

Homeless at home

Refers to any arrangements whereby a household remains in, or returns to, the accommodation from which they are being made homeless for a temporary period, or in other accommodation found by the applicant. Includes any households which moved from accommodation arranged by the local authority into this type of arrangement.

Hostels/refuges

Hostels include shared accommodation, owned or leased and managed by either a local authority, registered social landlord (housing association) or non-profit making organisation including reception centres and emergency units. Male refuges are included with hostels.

Legislation

[Housing \(Wales\) Act 2014](#)

The figures in this statistical release are based on Welsh local authorities' actions under the homelessness provisions of the Housing Act (Wales) 2014 which became law in Wales on 17 September 2014 and included a number of changes to homelessness legislation aimed at reducing levels of homelessness, by placing its prevention at the centre of local authority duties to help people at risk. The new legislation on homelessness was introduced on 27 April 2015 and replaced the previous legislation, Part VII of the Housing Act 1996, which had come into force in January 1997. Further information on the new homelessness legislation is available on the [Welsh Government website](#).

Priority need groups

The priority need categories are listed in section 4.2 of this release (Page 17) and are defined in Section 70 of the Housing Act 1996 and set out in the Homelessness Code of Guidance. The categories of priority need are as follows:

- a pregnant woman;
- a person with whom dependent children reside;
- a person who is vulnerable as a result of old age, mental illness or handicap or physical disability or other special reason;
- a person who is homeless or threatened with homelessness as a result of an emergency such as flood, fire or other disaster;
- a care leaver or person at particular risk of sexual or financial exploitation, 18 years or over but under the age of 21;
- a 16 or 17 year old;
- a person fleeing domestic abuse or threatened domestic abuse;
- a person homeless after leaving the armed forces; and
- a former prisoner who is vulnerable as a result of having served a custodial sentence.

Where more than one priority need category applies the one category which was most crucial in determining priority need should be recorded.

Self-contained accommodation

This includes all temporary accommodation where the household has sole use of kitchen and bathroom facilities, including property held by local housing authorities, registered social landlords and private sector landlords. A distinction is made between this type of accommodation and accommodation where such facilities are shared with other households (i.e. bed and breakfast, hostels and women's refuges).

Temporary accommodation

Households in temporary accommodation (excluding those for whom a duty is owed, but no accommodation has been secured) on the last day of the quarter, as arranged by a local housing authority as a discharge of their statutory homelessness functions. In most cases, the authority is discharging a main homelessness duty to secure suitable accommodation until a settled home becomes available for the applicant and his/her household. However, the numbers also include households provided with accommodation pending a decision on their homelessness application, households pending a review or appeal to the county court of the decision on their case, or possible referral to another local authority, and households found to be intentionally homeless and in priority need who were being accommodated for such period as would give them a reasonable opportunity to find accommodation for themselves.