

Youth work in Wales, 2020-21

21 Dec 2021
SFR 396/2021

Youth work provides and facilitates an environment within which young people can relax, have fun, and feel secure, supported and valued. It is intended that through non-formal and informal educational opportunities and experiences youth workers challenge young people to enhance their life chances.

Young people aged 11 to 25 can be registered members of the youth work sector and have the opportunity to gain national accreditations such as the Duke of Edinburgh award.

Youth work in Wales is delivered through the 22 local authorities each year and also through the voluntary sector. This release relates to information collated by the statutory youth work sector in Wales.

This is the first set of these statistics that cover the period of the coronavirus (COVID-19) pandemic (with the exception of March 2020 that fell in the 2019-20 reporting year). This has had a substantial impact on some figures, in particular the 'members' and 'projects' sections of this release, as outreach was affected by the pandemic and restrictions in place. This should be kept in mind when making comparisons to previous years.

Compared with the previous year, youth work membership decreased substantially whilst staffing increased. Income and expenditure both increased slightly compared with the previous year.

Main points

- There were 32,751 registered members of statutory youth work sector provision in 2020-21, down 62% on 2019-20.
- At March 2021, there were around 754 full-time equivalent youth work management and delivery staff working in local authorities in Wales, an increase of 5% compared with the previous year.
- The total income for youth work provision across Wales in 2020-21 was £38.5 million. Total income increased by 2% compared with 2019-20, with core budget decreasing slightly and additional income increasing.
- The total spend for youth work provision across Wales in 2020-21 was £38.1 million, an increase of 2% compared with the previous year.

About this release

This annual statistical release presents detailed information about the statutory youth work sector in Wales for the 2020-21 financial year. The release includes some comparisons with previous years.

The quality of the data continues to develop, as centrally we improve the guidance and definitions used within the survey, and local authorities providing youth work refine their management systems and data. The known quality issues are highlighted in the [Key Quality Information section](#).

Detailed data can be found on [StatsWales](#).

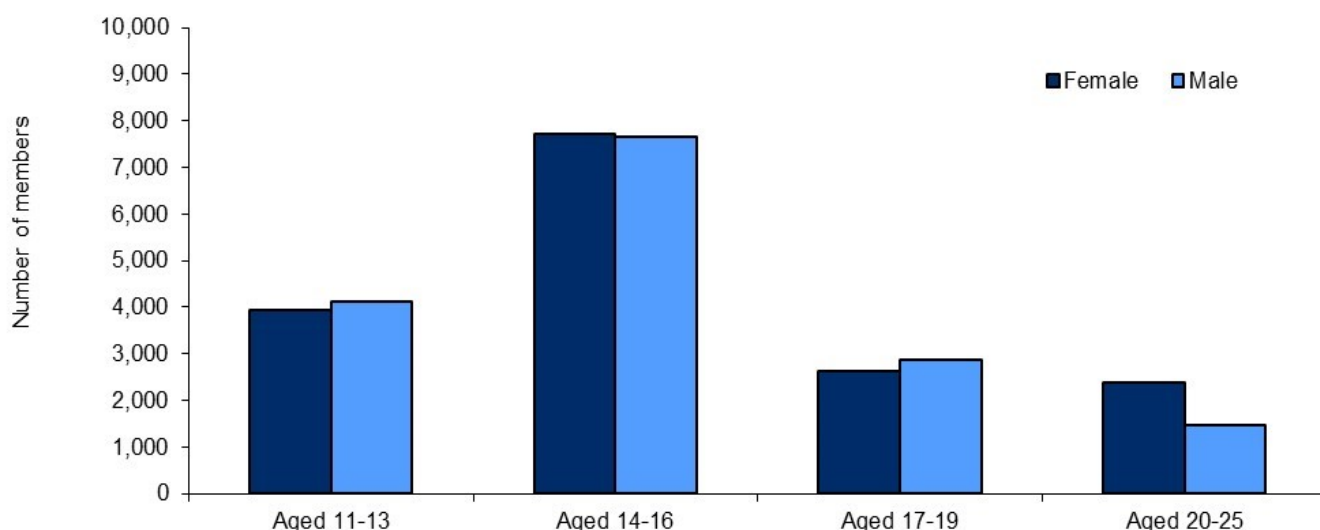
In this release

Members	2
Projects	5
Staff	9
Finance	11

Registered members of youth work provision in Wales¹

Note: 2020-21 data in this section is based on all 22 local authorities. In 2019-20 Isle of Anglesey did not submit data under the 'young people' section of the data collection. In this section comparisons to 2019-20 are made on a directly equivalent basis with Isle of Anglesey removed from the 2020-21 figures.

Chart 1: Registered members of youth work provision by age and gender, 2020-21



There were 32,751 registered members of youth work provision in 2020-21. This is down substantially on 2019-20, a drop of 62%.

The total of registered members comprised of 51% female and 49% male, a slight change from last year (49% female and 51% male). Of all 11 to 25 year olds, 6% were registered members of youth work provision in 2020-21, down from 15% in 2019-20. The 14-16 age group had the highest representation (47%) of all registered members.

¹ Young people registered on local authority Reach systems as active during the year (i.e. those for whom a name, address and date of birth was known).

Chart 2: Proportion of registered members of youth work provision by age 2020-21

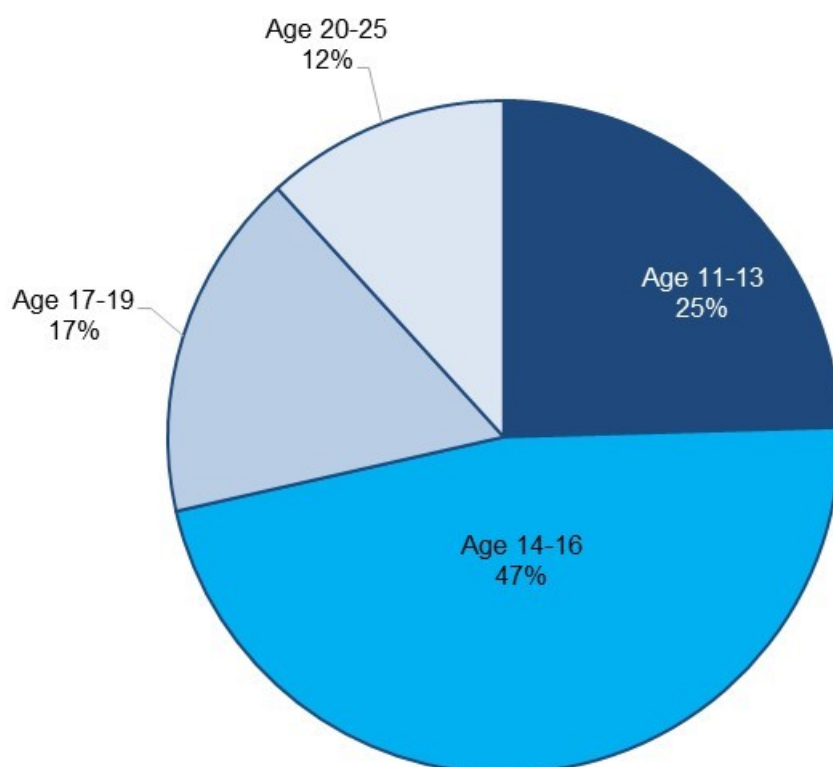
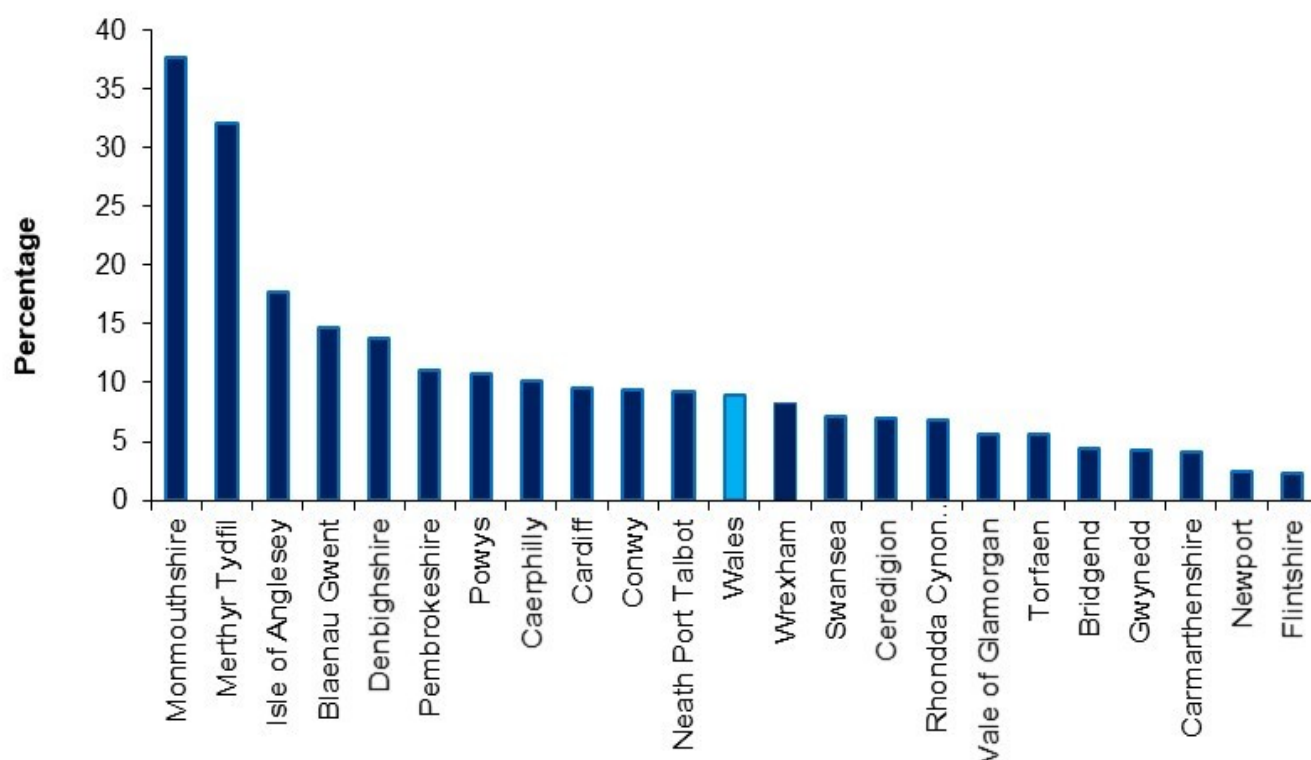


Chart 3: Registered members of youth work provision as a proportion of the population, aged 11 to 19, 2020-21



The registered members aged 11-19 years represented 9% of the 11-19 population in 2020-21, down 16 percentage points on 2019-20. The proportion ranged from 38% in Monmouthshire to 2% in Flintshire and Newport. Almost all local authorities saw a decrease in membership because outreach was affected by the coronavirus (COVID-19) pandemic. Monmouthshire was the only exception, where registered members aged 11-19 as a proportion of the 11-19 population increased by 3 percentage points on 2019-

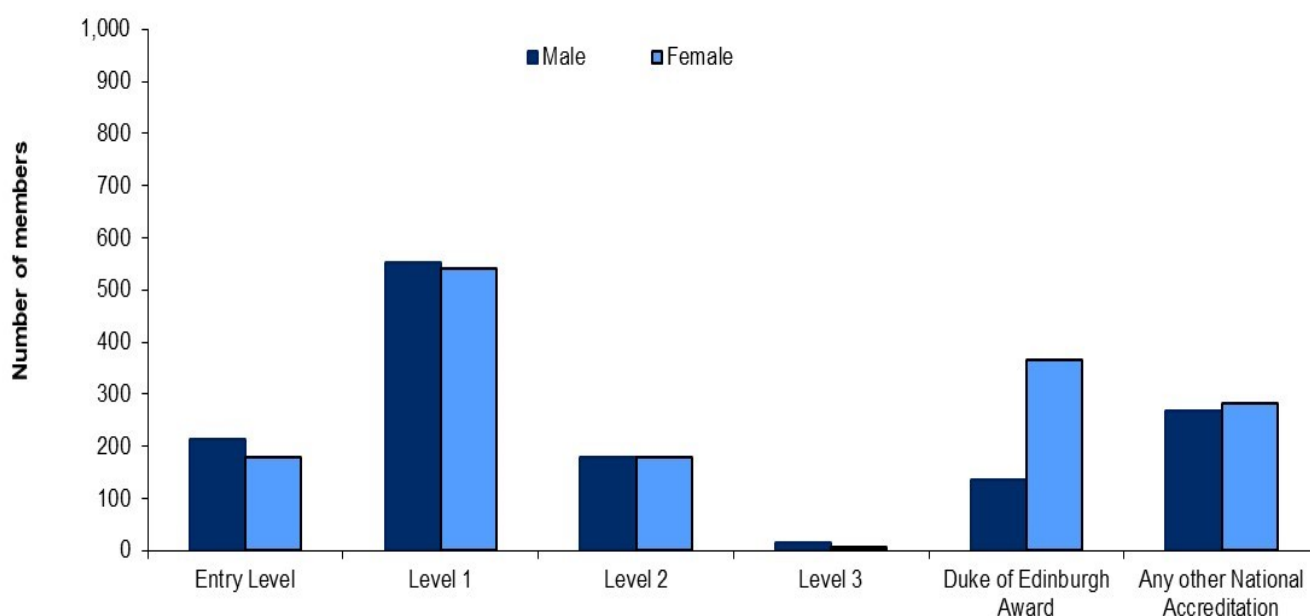
20. The greatest decreases were seen in Wrexham (down 60 percentage points) and Powys (down 44 percentage points).

Accreditation of members

The survey collects information on individuals gaining accreditations through youth work provision differentiated between national and locally recognised accreditations. There were 2,919 young people who were reported as having gained a national accreditation in 2020-21, 9% of all registered members. Whilst this appears to only be down slightly on 2019-20 when 10% of all registered members gained a national accreditation, this change is masked by the inclusion of Isle of Anglesey in the 2020-21 figures. Isle of Anglesey was the local authority with the highest number of members gaining a national accreditation in 2020-21 (548). Excluding Isle of Anglesey, the proportion of registered members gaining a national accreditation was down 3 percentage points on 2019-20.

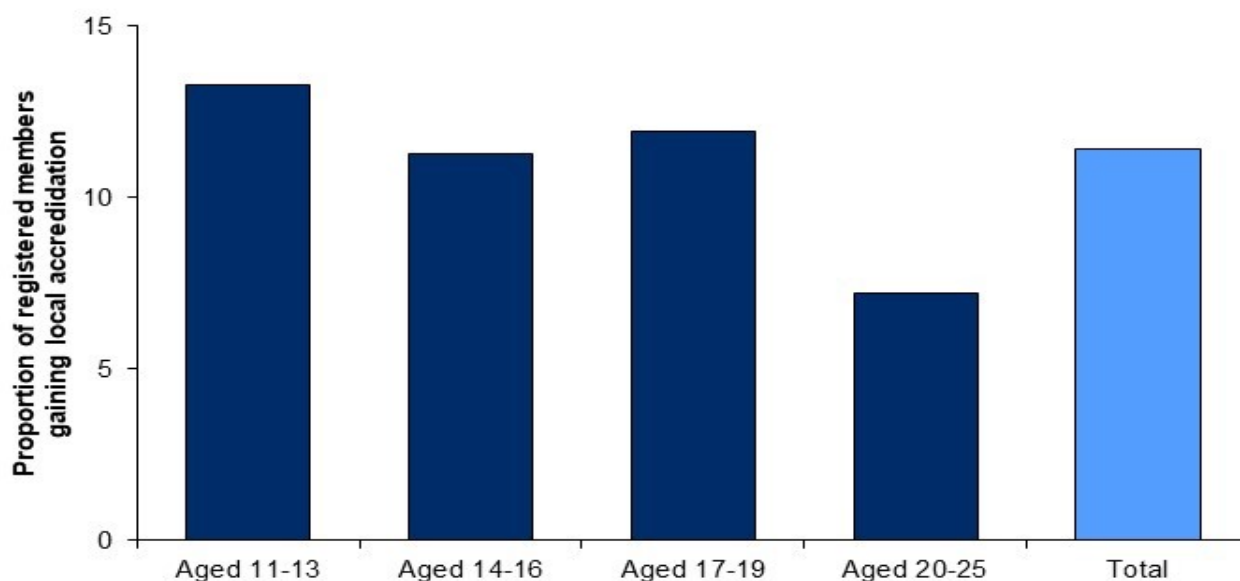
There were 3,735 young people reported as having gained a local accreditation (11% of members, a decrease compared to 19% in 2019-20). A young person can gain both national and local accreditations.

Chart 4: Members gaining national accreditations within youth work provision by level and award, 2020-21



Level 1 accounted for the highest proportion of accreditations in 2020-21. The number of Duke of Edinburgh Awards accredited through the statutory youth work sector decreased to 503 (359 excluding Isle of Anglesey) compared to 2,445 in 2019-20. The Duke of Edinburgh Award scheme is also offered through the voluntary sector, and some schools and colleges. There were decreases in the number of members gaining national accreditations across all levels compared to 2019-20, though the size of the decrease varied. Overall, the number of members gaining national accreditations was down 73% on 2019-20.

Chart 5: Proportion of members gaining local accreditations within the youth work provision by age group, 2020-21



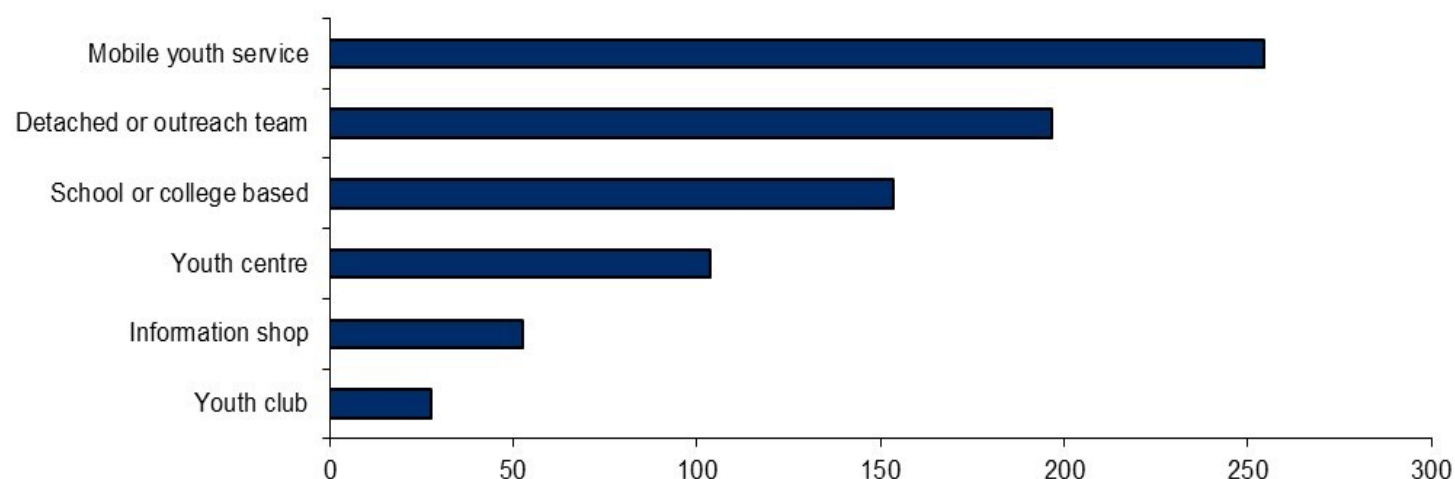
In 2020-21, 11% of all members gained a local accreditation. The highest proportion was by those aged 11-13 (13%) with the lowest by those aged 20-25 (7%). As with national accreditations, the number of members gaining a local accreditation was down substantially on 2019-20 (a decrease of 76%).

Youth work settings and projects

Note: 2020-21 data in this section is based on all 22 local authorities. In 2019-20 Isle of Anglesey did not submit data under the 'projects' section of the data collection. In this section comparisons to 2019-20 are made on a directly equivalent basis with Isle of Anglesey removed from the 2020-21 figures.

The survey collects information about the settings and projects for youth work provision that were running across Wales. Youth work projects may be delivered by the local authority alone, or in partnership with other statutory or voluntary bodies.

Chart 6: Average number of members per youth work setting, 2020-21



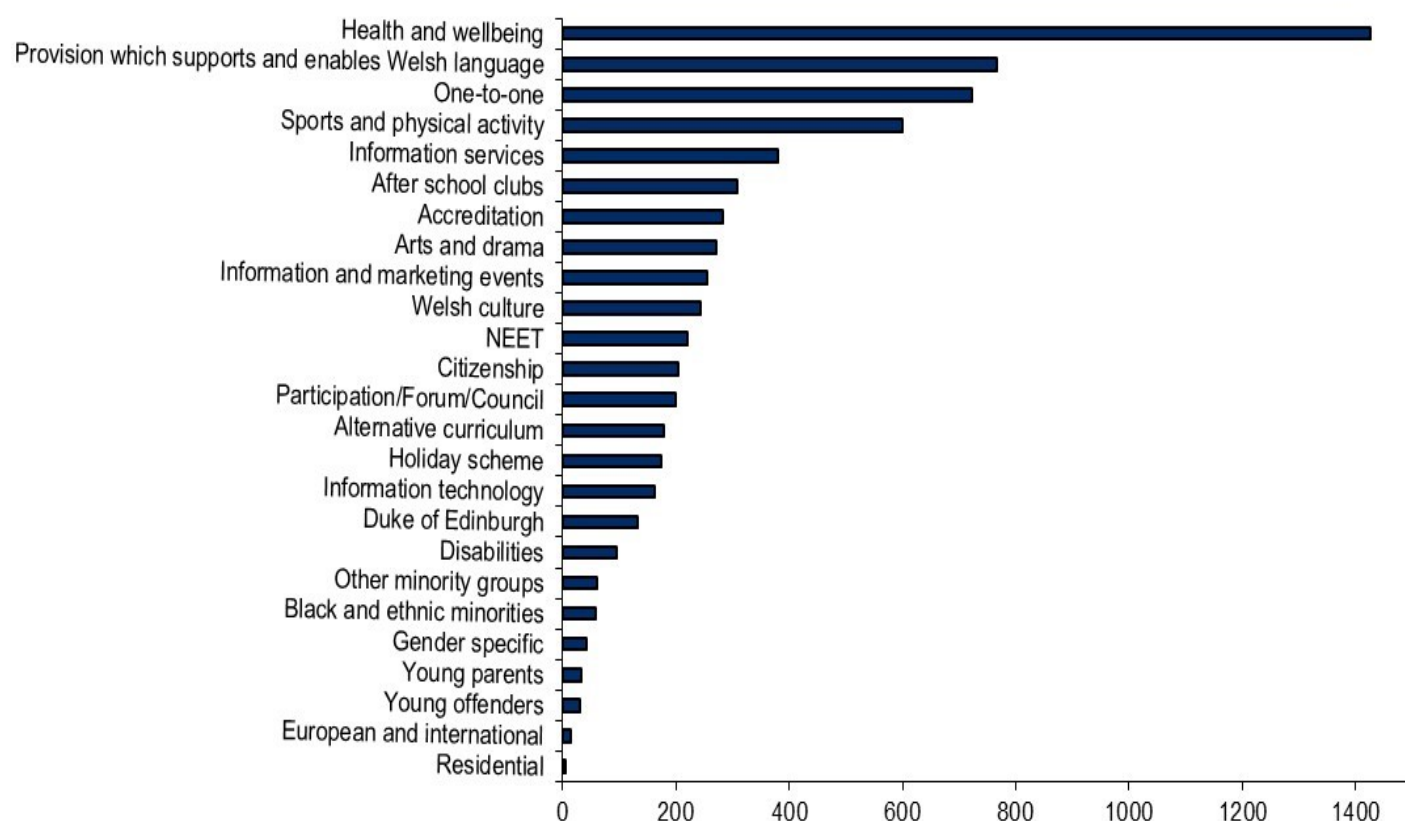
Mobile youth service had the highest average number of members per setting at around 254 registered members. Youth clubs had the lowest, with an average of around 28 registered members per setting. Numbers are down on 2019-20 but there was also a change in pattern. Information shops had the highest average number of members per setting in 2019-20 with detached or outreach teams and school or college based settings having relatively small numbers.

Table 1: Registered members attending projects at different settings, 2020-21

Setting Type	Total number of Settings	Total number of registered members attending
School or college based	223	34,185
Detached or outreach team	120	23,595
Youth centre	65	6,738
Youth club	194	5,374
Mobile youth service	19	4,833
Information shop	21	1,105
Total	642	75,830

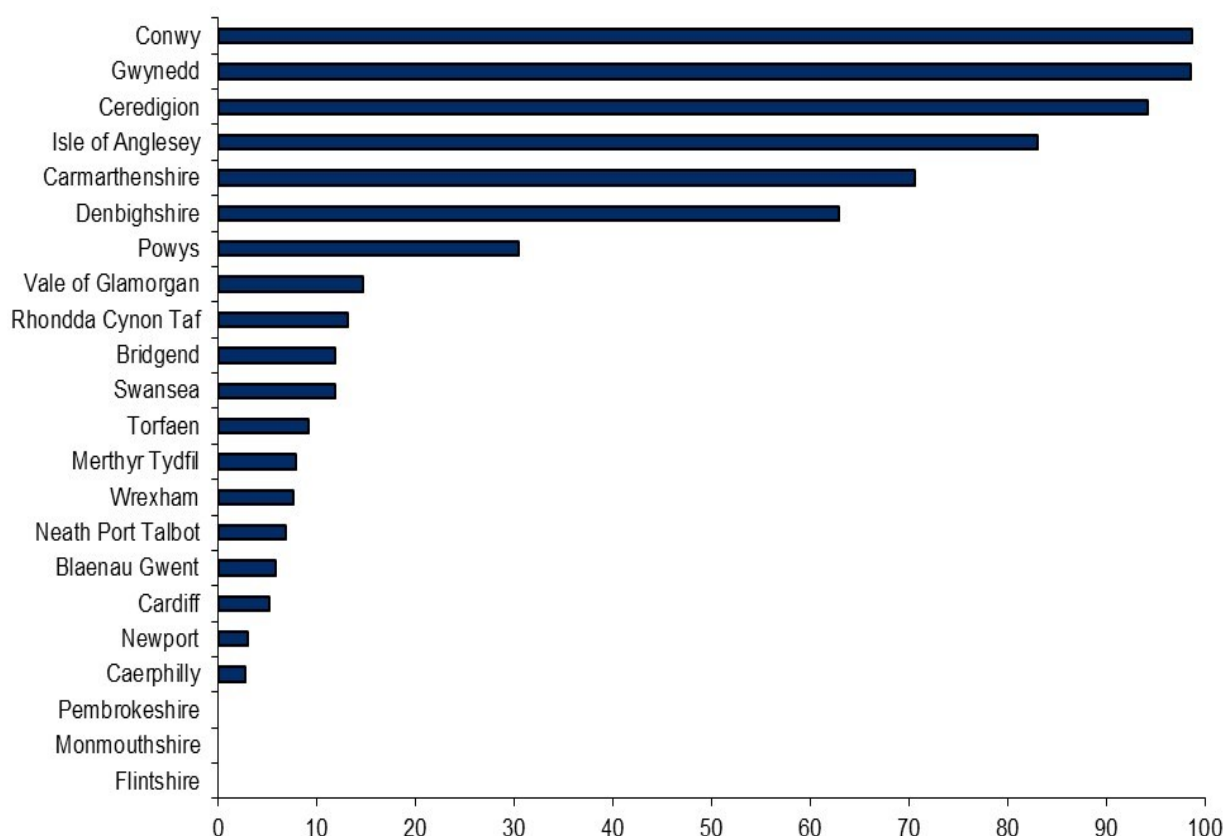
There will be some overlap of membership, with members able to interact with each of the different settings, and for example with more than one youth club or centre.

Chart 7: Number of youth work projects, by type of provision, 2020-21



The type of individual projects was also recorded. Most numerous in terms of projects were health and wellbeing projects with 1,427 in Wales, followed by provision which supports and enables Welsh language (767). Projects are recorded multiple times if they are relevant to more than one category. For example the same project could be recorded within arts and drama, Welsh culture and residential.

Chart 8: Percentage of youth work projects delivered entirely or mainly through the medium of Welsh, 2020-21

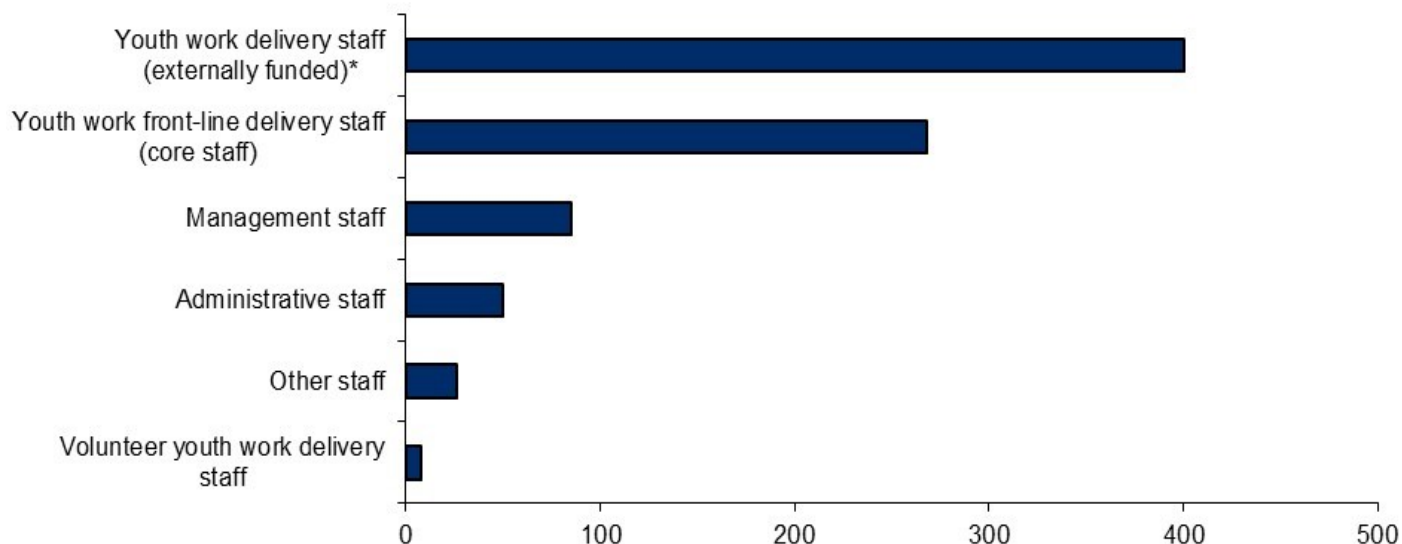


Of all projects delivered, 32% were delivered entirely or mainly through the medium of Welsh (30% excluding Isle of Anglesey, a 5 percentage point increase on 2019-20). The proportion of projects delivered entirely or mainly through the Welsh language was highest in Conwy and Gwynedd (99%) followed by Ceredigion (94%) and Isle of Anglesey (83%).

Youth work staff

Note: in this section comparisons with 2019-20 are made on the basis of all 22 local authorities in both years.

Chart 9: Number of full-time equivalent youth work staff, 2020-21



* Comprised of 298 non-European funded posts and 102 European funded posts.

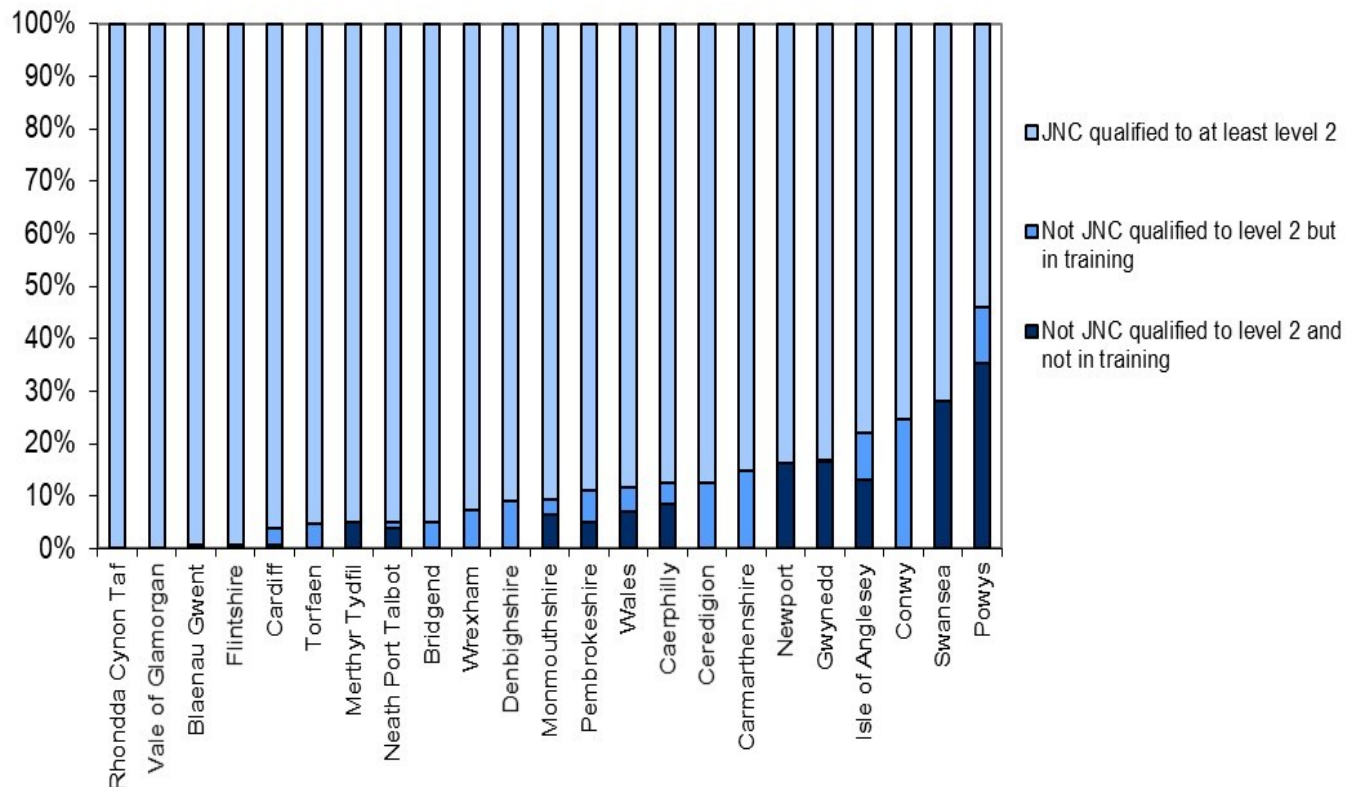
At March 2021, there were 754 full-time equivalent (FTE) youth work delivery staff working across local authorities in Wales (excluding volunteer staff). The FTE delivery posts comprised of 11% management staff and 89% youth work front-line staff (covering both core and externally funded staff).

Compared with the previous year, there was a 5% increase of FTE youth work delivery staff numbers in Wales. Within this increase the number of externally funded delivery staff increased by 6%, core front line delivery staff decreased by 2% and management staff increased by 25%.

There were a further 8 FTE volunteer youth work delivery staff, and 76 FTE administrative and other staff, giving a total of 837 FTE youth work staff in Wales at March 2021.

Qualifications

Chart 10: Percentage of youth work delivery staff (FTE) by JNC qualification, 2020-21



In 2020-21, 88% of all youth work delivery staff (FTE) held at least level 2 Joint Negotiating Committee (JNC) professional qualifications, the same proportion as in 2019-20². Of those without a level 2 or above JNC qualification, 40% were in training (44% in 2019-20). More detailed information can be found on [StatsWales](https://stats.wales.gov.uk/).

Staff ratios

The ratio of FTE management staff to other FTE youth work delivery staff in Wales in 2020-21 was around 1:8.

The ratio of registered members aged 11-25 to FTE youth work delivery staff (excluding volunteer and management staff) was 49 young people per worker in 2020-21. For the 11-19 population, the ratio was 43:1. These ratios reflect the total registered membership and not attendance at sessions. The ratios are substantially lower than in 2019-20 due to the decrease in registered members.

² Degree level, diploma, NOCN3, or any other qualification from JNC level 2 upwards. The JNC endorses professional qualifications for youth and community workers.

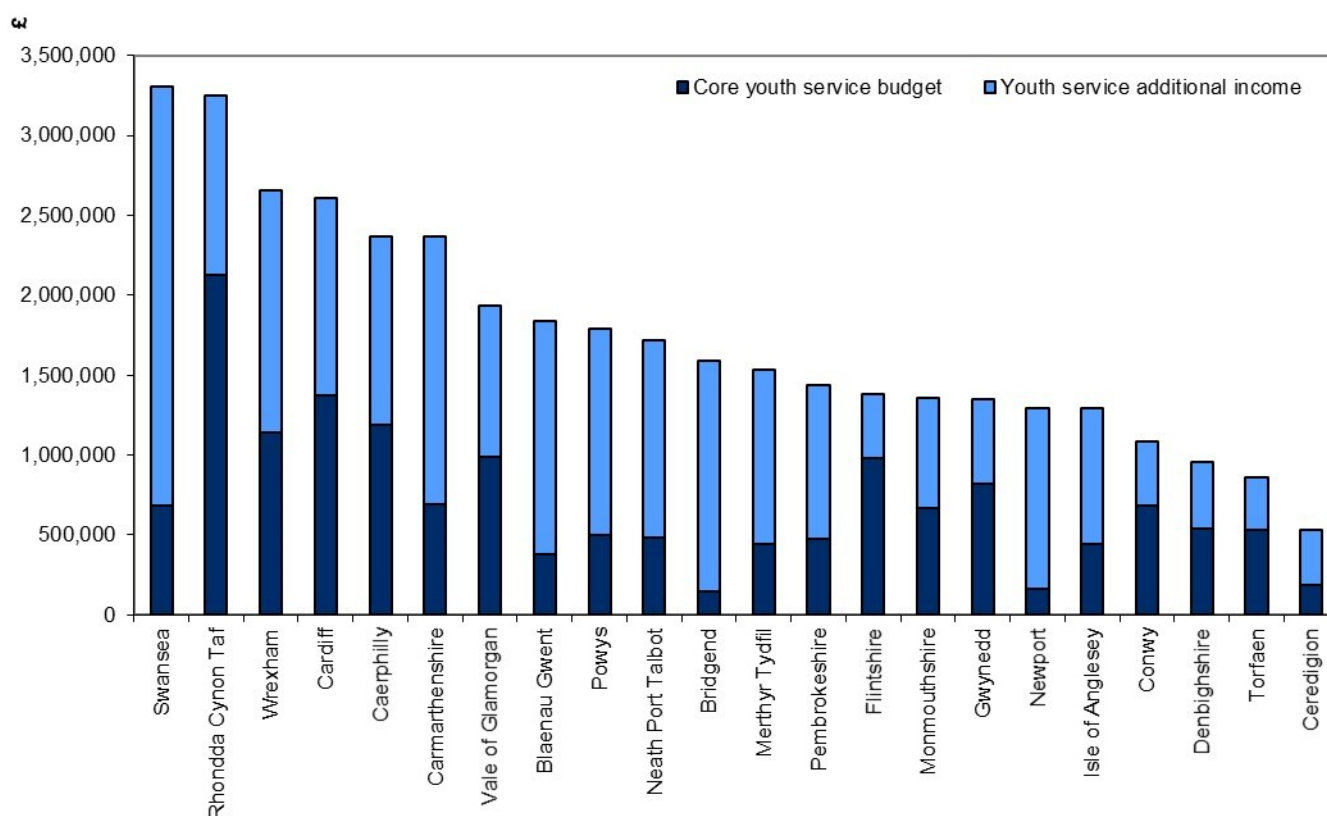
Youth work finance

Note: in this section comparisons with 2019-20 are made on the basis of all 22 local authorities in both years.

The total income for youth work in 2020-21 was £38.5 million. Compared with the previous year, total income increased by around 2%. There was increase in total income in 11 local authorities.

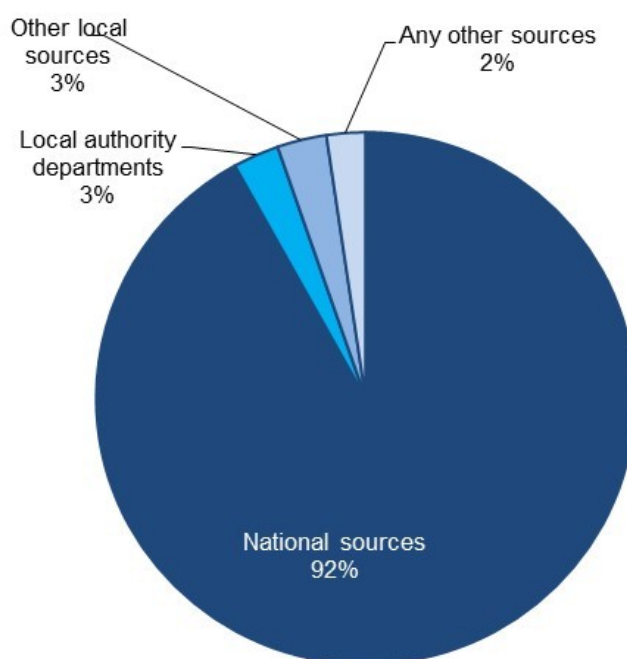
The total of core youth work budgets in 2020-21 was £15.6 million, a slight decrease compared with 2019-20. The contribution made by core youth work budgets to the total youth work income across Wales varied between authorities, ranging from 71% in Flintshire to 9% in Bridgend.

Chart 11: Core youth work budget and youth and additional income, 2020-21



In addition to the core youth work budget, the total budget for youth work in Wales for 2020-21 included income of £22.9 million from other sources. 'National sources' contributed the majority (£21.0 million or 92%) of these funds. Within that, £3.6 million was provided by Families First and £8.7 million from the Youth Work Strategy Support Grant. More data can be found on [StatsWales](https://stats.wales.gov.uk/).

Chart 12: Source of additional income as percentage of total additional income, 2020-21



Expenditure

The total spend by youth work provision in Wales in 2020-21 was £38.1 million, an increase of around 2% compared with 2019-20. Expenditure ranged from £3.3 million in Swansea to £0.6 million in Ceredigion.

The majority of spending was on employees, at 74% of all expenditure. The remaining expenditure included 10% on resources and 5% on accommodation.

A further 1% of expenditure was grant aid from statutory youth work sector budgets to the voluntary sector. Including contributions from the wider local authority budget, local authorities provided around £675,000 in grant aid to voluntary youth services in Wales during the year.

Spend per head of population

In 2020-21, the total spend by youth work provision per person aged 11-25 years was £67, the same as in 2019-20. The core youth work budget per person aged 11-25 was £28 in 2020-21, also the same as in 2019-20. Full details can be seen in Table 4 in the data tables published alongside this release.

Key quality information

This statistical release, and the accompanying data tables, presents detailed information about the statutory youth work sector in Wales for the year 2020-21. The release is produced annually with the statistics used within the Welsh Government, by local government and practitioners to monitor trends in membership, finance and youth work staff in Wales. The [Youth Work Strategy for Wales](#) was launched in the summer of 2019 and sets out a vision for the future of youth work in Wales. Youth work provides and facilitates an environment within which young people can relax, have fun, feel secure, supported and valued. It is intended that through non-formal and informal educational opportunities and experiences youth workers challenge young people to enhance their life chances.

The Interim Youth Work Board produced its [final report](#) on achieving a sustainable delivery model for youth work services in Wales in September 2021.

Data are collected as part of the statutory youth work sector provision in Wales by a survey carried out each year amongst the 22 local authorities in Wales during the summer. Full returns were obtained from 22 authorities in 2020-21. In 2019-20, Isle of Anglesey returned data for the 'workforce' and 'finance' sections of the data collection only. Comparisons with 2019-20 in these sections are made on a directly equivalent basis with Isle of Anglesey removed from the 2020-21 figures. Previous editions of this release have also contained issues with data completeness and therefore comparisons between years more generally need to be made with caution.

Information is collected via Excel spreadsheets which are transferred via the Afon file transfer website which provides a secure method for users to submit data. Copies of the current [youth work data collection form and guidance](#) are available.

The spreadsheets allow respondents to validate their own data before sending to the Welsh Government. Local authorities are asked to provide explanatory comments where large changes have occurred. This helps ensure that the data received by the Welsh Government is already of a high quality. Examples of validation checks within the forms include year-on-year changes, cross checks with other relevant data tables and checks to ensure data is logically consistent, for example comparison of registered membership against population estimates.

Once data is received by Welsh Government, it goes through further validation and verification checks, for example, common sense checks, arithmetic consistency checks, cross checks against the data for the previous year and tolerance checks. Validation errors are followed up with local authorities to seek resolution, in the small number of cases we fail to get an answer within a reasonable timescale, we may use imputation if appropriate to fix the error. The method of imputation and the affected data is highlighted through this 'quality information' section.

The quality of the data collected through the statutory youth work sector provision in Wales survey continues to develop, as centrally we improve the guidance and definitions used within the survey, and local authorities providing youth work provision continue to refine their management systems and data, to ensure that all the data gathered for the audit is robust, consistent, current and accurate. Both of these issues impact upon the comparability of data from year to year.

Known data quality issues are highlighted by section below.

Prior to 2009-10, the collection and publication of statistics about Youth Work in Wales was carried out by the Local Government Data Unit ~ Wales on behalf of the Welsh [Assembly] Government. On 1st April 2010, responsibility for this work transferred to Knowledge and Analytical Services of the Welsh Government. The data have not yet been assessed as National Statistics.

Membership

From the 2010-11 survey onwards, local authorities were asked to only include young people registered on the Reach system as active during the year (i.e. those for whom a name, address and date of birth was known.) (Reach is the term used to measure the number of young people engaged in youth work provision from the youth population within a designated area/local authority.) In previous years some local authorities may have additionally included anonymous members. Given this, and improvements to some authorities recording systems, it is not appropriate to compare this data on a like for like basis with earlier years.

Accreditations

The 2010-11 survey, for the first time, differentiated between young people who had received nationally and locally recognised accreditations:-

Nationally recognised accreditations are those successfully completed under nationally recognised programmes that are assessed and verified, for example: Duke of Edinburgh (DofE), BELA; Agored Cymru/OCN; ASDAN; and Personal Social Development (PSD).

Locally recognised awards are those successfully completed that are not part of the national programme and are assessed locally, for example: individual modules of DofE or PSD; Mayor's Awards; In-house Certification; Children/Youth University and John Muir Award.

Note that an individual may receive nationally and locally recognised accreditations and as such the data from 2010-11 onwards are not comparable with previous years, which was a count of all those with any accreditation.

Prior to 2012-13 information on accreditations was collected by broad age group. For the 2012-13 survey onwards local accreditations continue to be collected on this basis, but national accreditations are now collected by level or award.

Projects

Prior to 2010-11 there is thought to have been inconsistent interpretations in the recording of projects by local authorities, whereby some authorities may have counted one project within a number of project types, whereas others have limited to including each project into one or two project types. From the 2010-11 survey, the location or setting of projects (youth club etc.) has been separated from the type of provision (holiday scheme, Welsh language). Again, this change in the method of collection means that a direct comparison should not be made with previous years.

Note that the count of settings is not the total of projects, as there may be several projects running at each setting. Similarly, the type of project information cannot be summed to give a total number of projects, as the same project can be multiple counted.

From 2013-14, information on the medium of delivery of projects has been collected (although only included in release from 2014-15), with local authorities identifying projects delivered mainly or entirely (70% or above) through the medium of Welsh.

Workforce

From the 2010-11 survey onwards the definition of Management staff has been clarified to be those with less than 10 per cent face-to-face contact with young people. There was also a change in definition from

“Youth work delivery staff – core and Youth work delivery staff – external” to

“Youth work front line staff – core and Youth work staff – externally funded”

This has affected comparability of data with earlier years.

Finance

Improved definitions and validation processes have been applied to the collection of finance information for 2010-11 onwards, resulting in some discontinuity between that data and finance data for prior years.

Other data sources

The release includes population estimate data for 2017 to 2020 from Office for National Statistics Mid-Year Population Estimates by local authority and age, as available at November 2021.

Well-being of Future Generations Act (WFG)

The Well-being of Future Generations Act 2015 is about improving the social, economic, environmental and cultural wellbeing of Wales. The Act puts in place seven wellbeing goals for Wales. These are for a more equal, prosperous, resilient, healthier and globally responsible Wales, with cohesive communities and a vibrant culture and thriving Welsh language. Under section (10)(1) of the Act, the Welsh Ministers must (a) publish indicators (“national indicators”) that must be applied for the purpose of measuring progress towards the achievement of the wellbeing goals, and (b) lay a copy of the national indicators before Senedd Cymru. Under section 10(8) of the Well-being of Future Generations Act, where the Welsh Ministers revise the national indicators, they must as soon as reasonably practicable (a) publish the indicators as revised and (b) lay a copy of them before the Senedd. These national indicators were laid before the Senedd in 2021. The indicators laid on 14 December 2021 replace the set laid on 16 March 2016.

Information on the indicators, along with narratives for each of the wellbeing goals and associated technical information is available in the [Well-being of Wales report](#).

Further information on the [Well-being of Future Generations \(Wales\) Act 2015](#).

The statistics included in this release could also provide supporting narrative to the national indicators and be used by public services boards in relation to their local wellbeing assessments and local wellbeing plans.

Further details

The document is available at: <https://gov.wales/youth-work>, with supporting [StatsWales data](#).

Next update

October 2022 (provisional)

We want your feedback

We welcome any feedback on any aspect of these statistics which can be provided by email to post16ed.stats@gov.wales.

Open Government Licence

All content is available under the [Open Government Licence v3.0](#), except where otherwise stated.

