



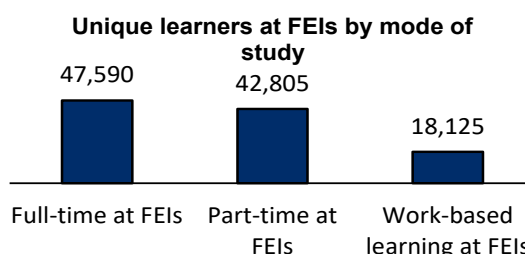
Further Education, Work-based Learning and Adult Learning in Wales, 2020/21

24 Feb 2022
SFR 58/2022

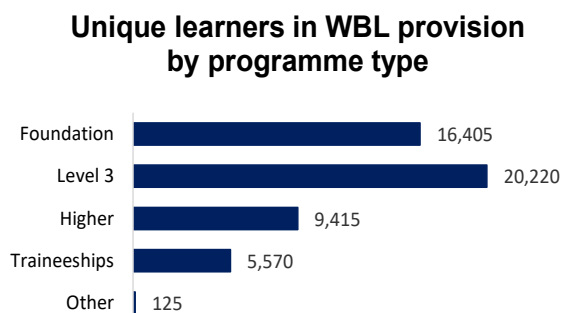
This release covers the academic year from August 2020 to July 2021. During this period, education provision continued to be disrupted by the Coronavirus (COVID-19) pandemic. The figures presented in this release may have been impacted. This should be kept in mind, particularly when comparing with previous years.

142,735 unique learners enrolled on one or more learning activity within FE institutions, adult learning or WBL providers during 2020/21. This was a fall of 4 per cent compared with 2019/20.

There were **108,520 unique learners at Further Education (FE) institutions**, a decrease of around 3 per cent on the previous year. This decrease was entirely driven by part-time learners at FEIs (down 11 per cent). The number of full-time learners at FEIs increased by 3 per cent and learners undertaking WBL at FEIs increased by 1 per cent.



There were **51,740 unique learners in work-based Learning (WBL) provision** compared with 52,190 in 2019/20. 39 per cent were undertaking level 3 apprenticeships and 32 per cent were undertaking foundation apprenticeships.



There were around **7 per cent fewer apprenticeship learning programmes started** within 2020/21 compared with the previous year.

There were **5,555 unique learners in adult learning**.

There are overlaps between the different areas of learning – for example, work-based learning at FEIs and adult learning at FEIs.

About this release

This statistical first release for 2020/21 summarises information on post-16 learning collected through the Welsh Government's Lifelong Learning Wales Record (LLWR). The data coverage includes provision at Further Education (FE) institutions, Work-based Learning (WBL) providers and Adult Learning providers, but excludes enrolments at Higher Education institutions and at school sixth forms. Additional detail is available on the Welsh Government's interactive data dissemination service [StatsWales](https://stats.wales).

In this release

Unique learners	2
Learning programmes	8
Learning activities	13
Tables	15
Notes	21

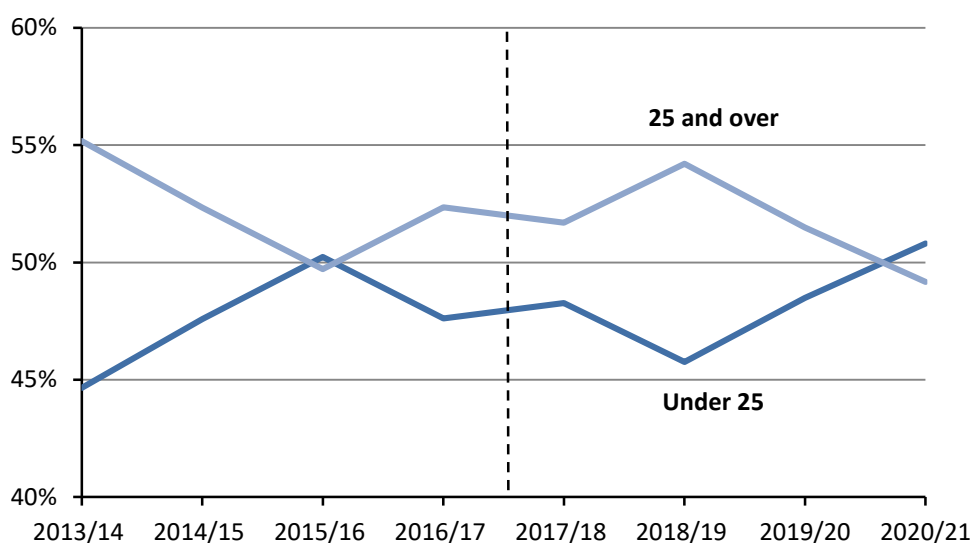
Unique learners enrolled

A **unique learner** is defined by the learner's unique learner identifier supplied by the Welsh Government. Figures are adjusted for any multiple counting of learners within different institutions or provision types.

Under 25s make up just over half of all learners

In 2020/21, 51 per cent of learners were under 25. The proportion of learners aged 25 and over has varied over the years but has generally remained at more than half of learners, so the position in 20/21 is slightly different to other years.

Chart 1a: Percentage of learners at further education institutions, adult learning and work-based learning providers by age, 2013/14 to 2020/21 (a) (b)



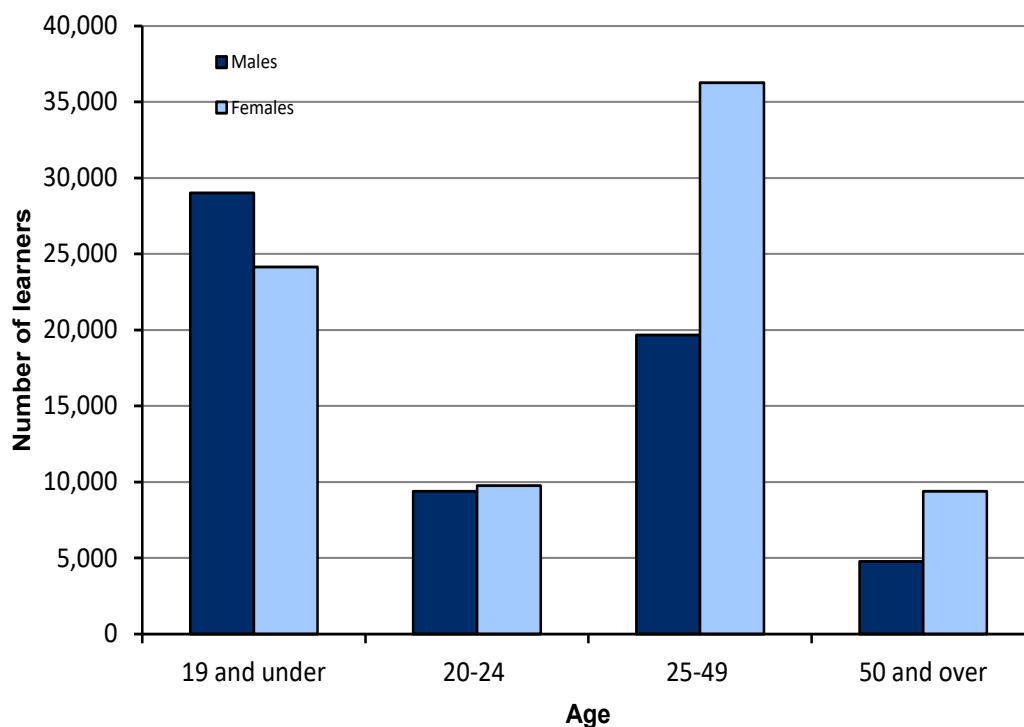
(a) Age as at 31 August 2020.

(b) The dashed line indicates where data for 2017/18 onwards is not directly comparable with the previous year due to changes in the underlying data collection.

Females outnumbered males aged 25 and above

70,190 learners were aged 25 and over, of which 65 per cent were female and 35 per cent were male. This gender profile is mainly driven through part-time programmes, including adult learning and work-based learning (WBL) programmes [Chart 3a]. 72,510 learners were aged under 25, of which 47 per cent were female and 53 per cent were male.

Chart 1b: Unique learners at further education institutions, adult learning and work-based learning providers by age and gender, 2020/21 (a)

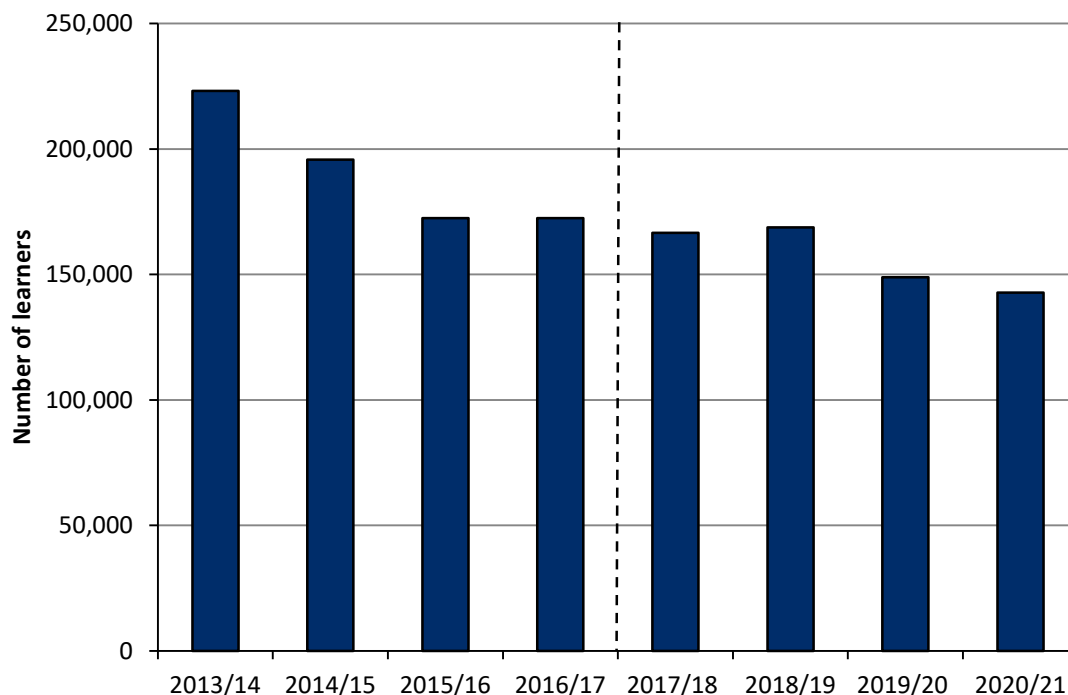


(a) Age as at 31 August 2020

Learner numbers fell slightly in 2020/21 after a larger fall in the previous year.

Chart 2a illustrates the overall trend in learner numbers within FE institutions, total WBL provision and adult learning. Further detail is given in charts 2b, 2c and 2d. Note that there are overlaps between the different areas of learning – i.e. work-based learning at FEIs and adult learning at FEIs.

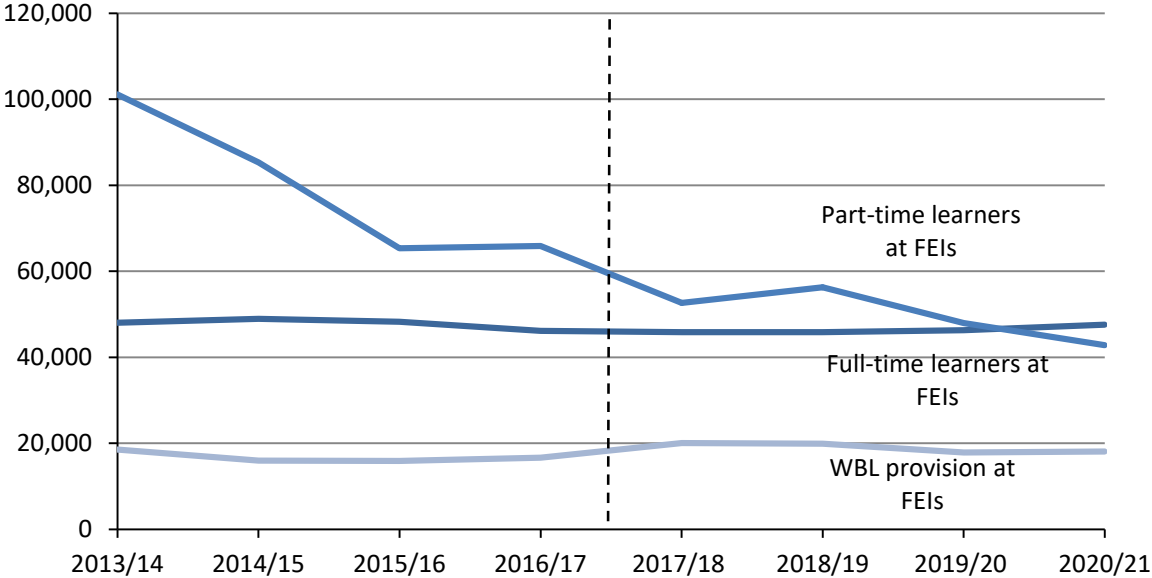
Chart 2a: Learner numbers at further education institutions, adult learning and work-based learning providers, 2013/14 to 2020/21



The number of part-time learners at FEIs has been falling and is now lower than full-time learners

The number of part-time learners at FEIs fell by 11 per cent between 2019/20 and 2020/21. At the same time, the number of full-time learners at FEIs increased by 3 per cent, meaning that there were more full-time learners than part-time learners in 2020/21. The number of work-based learners at FEIs increased by 1 per cent.

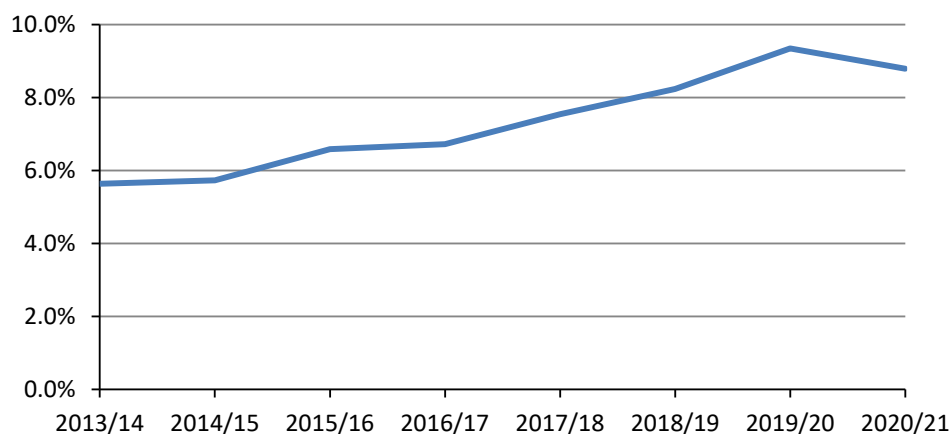
Chart 2b: Learners at further education institutions, 2013/14 to 2020/21



There proportion of learners that have a disability and/or learning difficulty and the proportion that come from ethnic minority communities have generally increased since 2013/14, although there were falls for both in 2020/21.

Ethnicity

Chart 2c: Proportion of learners at further education institutions with Black, Asian and Minority Ethnic backgrounds, 2013/14 to 2020/21 (a)



(a) Percentage is calculated with unknown data removed from the total

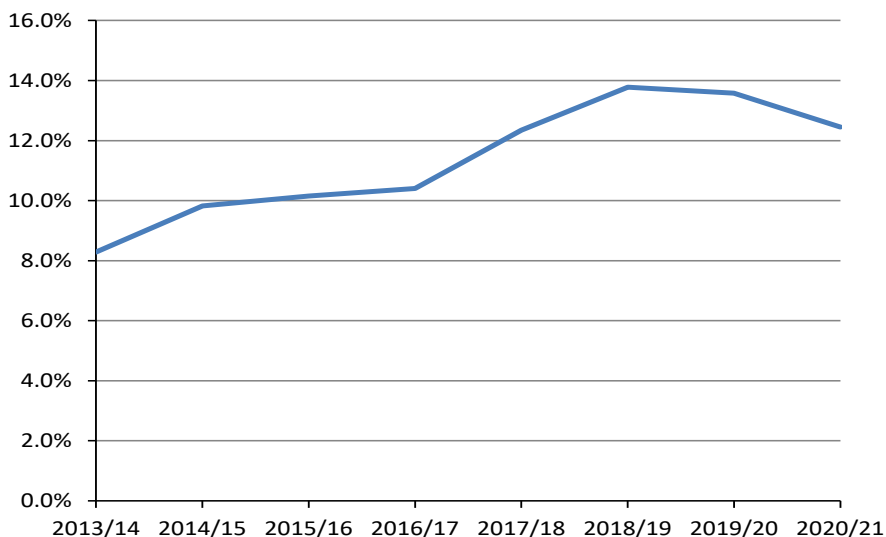
The latest data for 2020/21 shows that there were 8.8 per cent of learners at further education institutions with Black, Asian or Minority Ethnic backgrounds. This proportion had been steadily increasing since 2013/14, until a fall in the latest year.

Disability

The Welsh Government accepts the social definition of disability, in which it is recognised that barriers in society act to disable people who have impairments or health conditions or who use British Sign Language.

The Lifelong Learning Wales Record, which is the source of data for this release, captures data using the medical definition of disability (“a physical or mental impairment which has a substantial and long-term impact on a person’s ability to carry out normal day to day activities”). In the LLWR, learners are asked if they have a “disability and/or learning difficulty” – this data is used here.

Chart 2d: Proportion of learners at further education institutions self-identified as having a disability and/or learning difficulty, 2013/14 to 2020/21



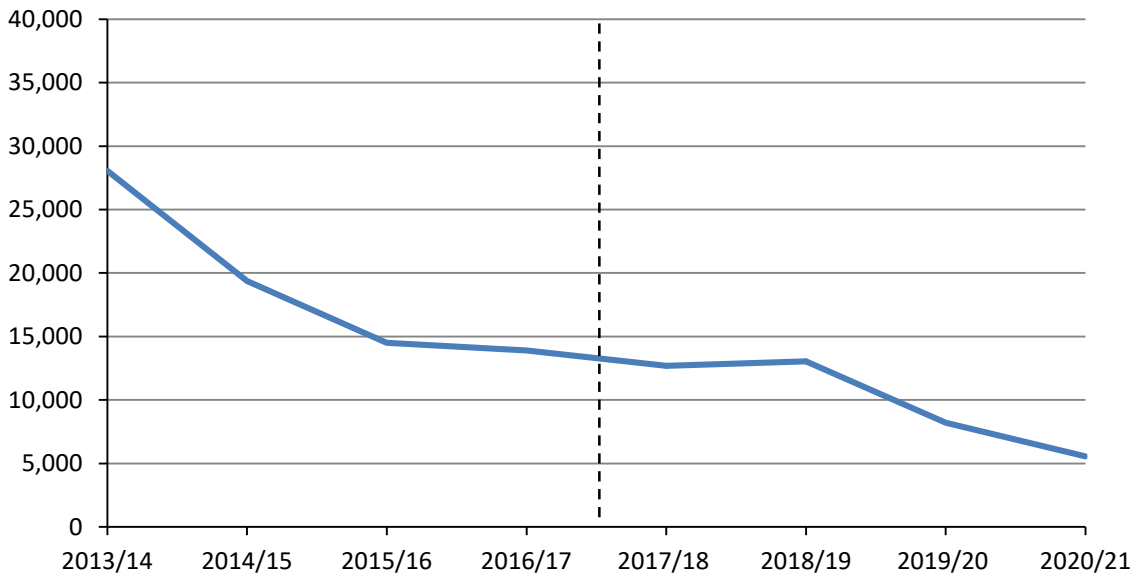
The latest data for 2020/21 shows that 12.4 per cent of learners at further education institutions self-identified as having a “disability and/or learning difficulty”. This proportion has decreased over the last two years, having previously increased steadily since 2013/14.

A wider range of data by protected characteristics can be found in our reports on StatsWales.

Unique learners in adult learning in 2020/21 fell by 32 per cent to 5,555

The overall number of adult learning learners decreased by 32 per cent compared with the previous year [Table 2, Chart 2c]. The longer term decreasing trend in adult learning was likely to be due to a number of different issues. These include reductions in public funding, with providers now encouraged to target their provision at developing the basic skills of adults and instead deliver leisure and recreational activity on a full cost recovery basis. Additionally, the further large fall in 2020/21 may be at least partly due to the continued disruption to education caused by the Coronavirus pandemic.

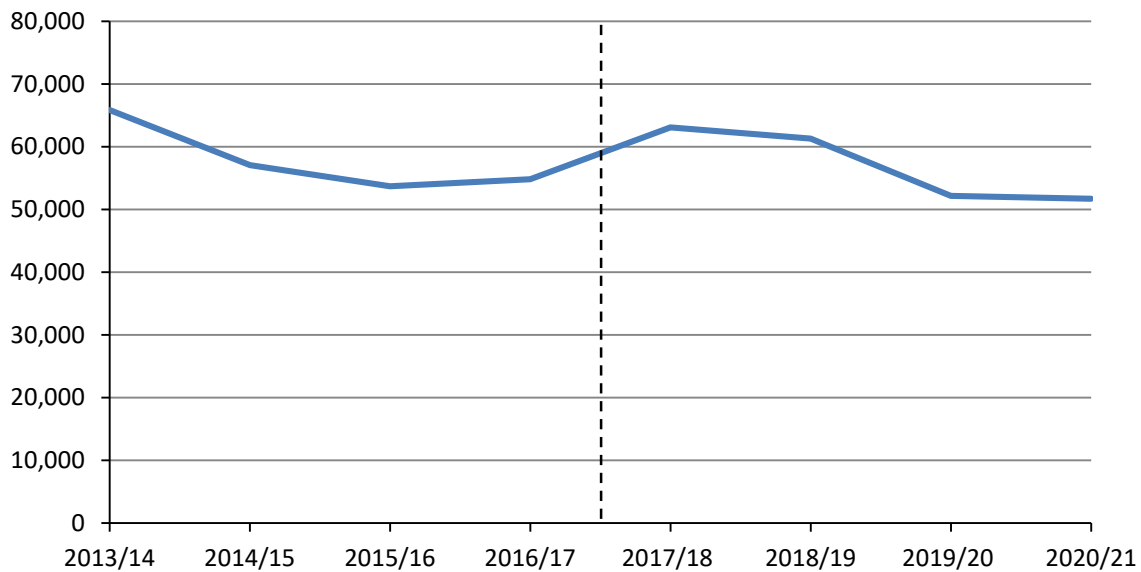
Chart 2e: Learners in adult learning, 2013/14 to 2020/21



The number of learners in work-based learning has seen a slight decrease

The overall number of apprenticeship and traineeship learners within work-based learning provision has seen a slight decrease of 1 per cent compared with the previous year [Table 2, Chart 2d].

Chart 2f: Learners within work-based learning provision, 2013/14 to 2020/21



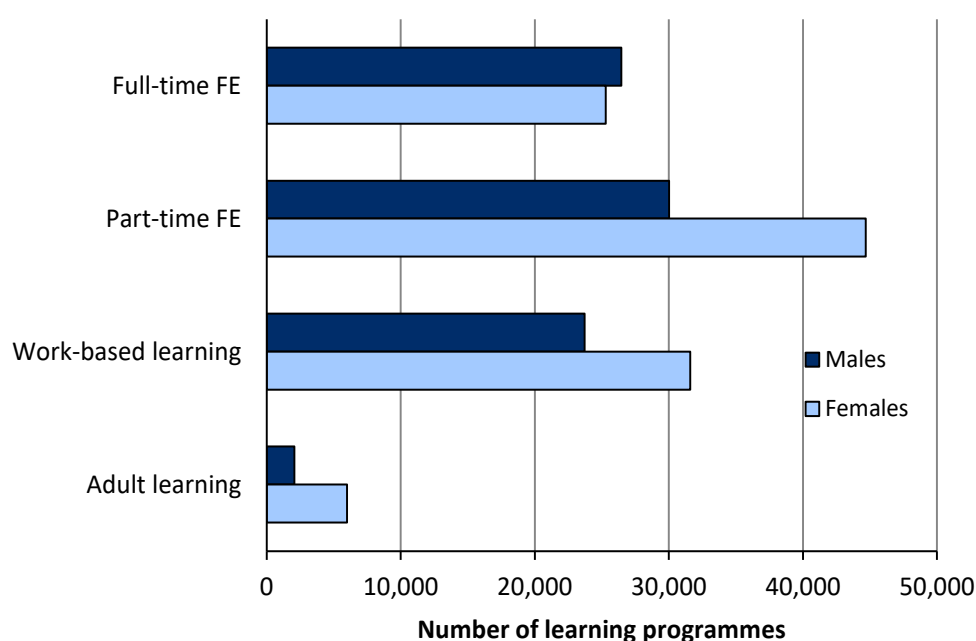
Learning programmes

A **learning programme** is a defined period of learning undertaken by the learner. A learner can be recorded on multiple learning programmes in a single academic year and therefore learning programme counts can be larger than learner counts, which do not include this element of multiple counting. Further details can be found in the notes at the end of this release.

There were more learning programmes being undertaken by females than males

Over the academic year 2020/21 there were 190,180 active learning programmes in total. This includes new enrolments in the 2020/21 academic year and any learning programmes continuing from previous academic years. Of these, 44 per cent were part-time, 27 per cent were full-time and 29 per cent were in WBL [Chart 3a, Table 3]. 57 per cent of all learning programmes were undertaken by female learners.

Chart 3a: Learning programmes at further education institutions, adult learning or work-based learning providers by provision type, mode of study and gender, 2020/21



FE Provision (excluding adult learning)

During the 2020/21 academic year, 126,790 further education learning programmes were recorded. Around 41 per cent of these were full-time.

Adult Learning Provision

8,045 learning programmes were recorded in 2020/21. The number of distinct learners enrolled on adult learning activities was 5,555 (see Table 2).

Work-based Learning Programmes

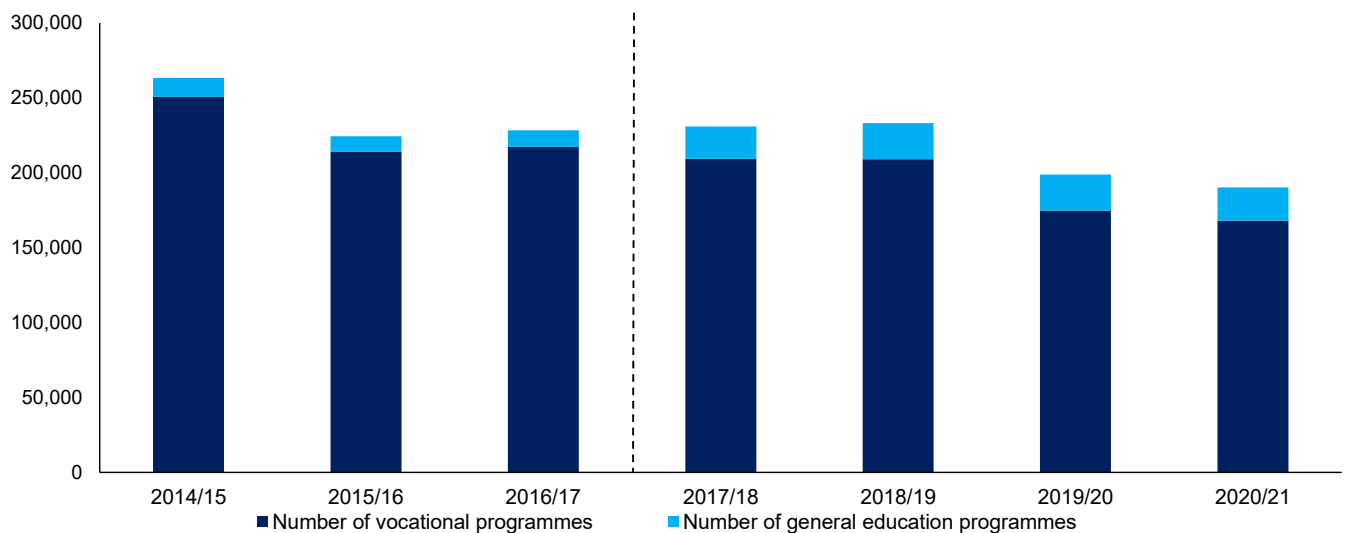
55,335 learning programmes were recorded in 2020/21 within work-based provision, of which 18,990 were provided by FE institutions (including those participating as members of consortia) and 36,345 by other training providers. Table 4 provides a breakdown by programme type.

The proportion of vocational programmes has remained constant

For the purposes of this analysis, **vocational** learning programmes are defined as all WBL programmes and any programme in FE or adult learning not identified as a GCSE, AS level, A level or International Baccalaureate learning programme.

Over the academic year 2020/21 there were 168,095 vocational programmes - 88 per cent of all programmes, although this proportion has fallen slightly over the last few years.

Chart 3b: Vocational learning programmes at further education institutions, adult learning or work-based learning providers, 2013/14 to 2020/21



The number of apprenticeship learning programmes started has decreased



The overall number of new apprenticeship learning programmes started for all foundation, level 3 and higher apprenticeship programmes was 20,755 during 2020/21 - this is 7 per cent lower than in 2019/20. The number of new apprenticeship programmes started peaked at 31,360 in 2017/18.

Apprenticeship programmes can start at any point during the academic year, unlike programmes undertaken in further education, which tend to start at the beginning of the academic year. Learners often continue working towards their apprenticeship into the following academic year. The continued disruption caused by the Coronavirus pandemic may have been a contributing factor to the reduction in starts in 2020/21. [Table 4, chart 4a]. Apprentices may also have been furloughed or made redundant during the Coronavirus pandemic. We published [management information](#) on this up until the end of the Coronavirus Job Retention Scheme.

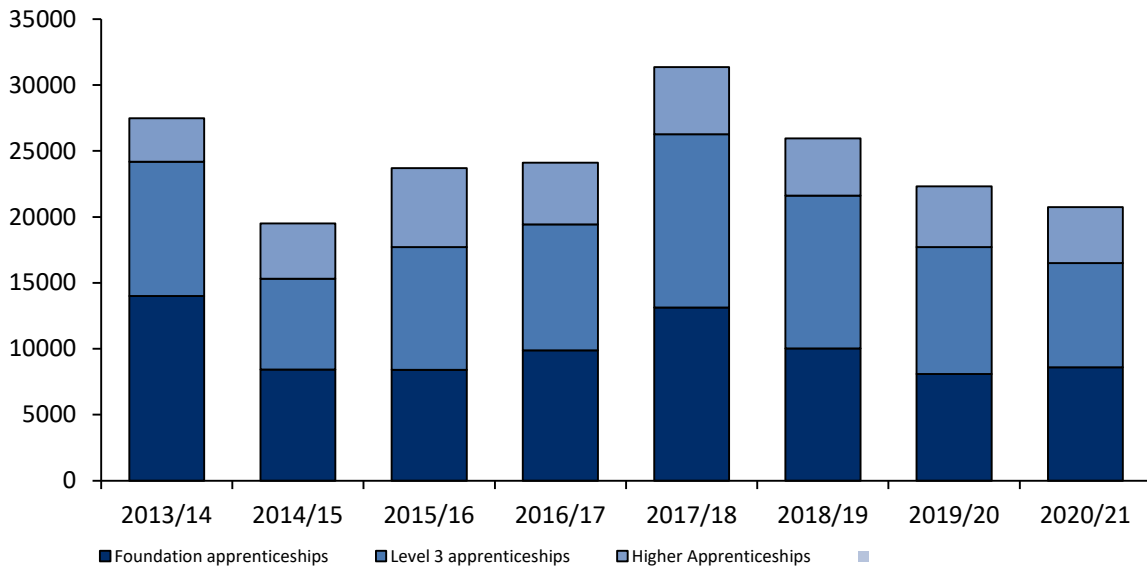
When comparing the number of apprenticeship starts between 2020/21 and 2019/20, it should be noted that the number of apprenticeship starts in 2019/20 was inflated by the transfer of learners from consortium members that were previously part of the Vocational Skills Partnership to new lead providers

The Welsh Government set a target to introduce 100,000 all-age apprenticeships within the 2016-2021 Senedd term. A more rigorous measure in relation to the target, which takes account of early drop outs (within first 8 weeks) and transfers between apprenticeships was used to assess this. This target was met in the first quarter of 2020/21 with 112,595(r) starts recorded using the target measure over the period (2015/16 quarter 4 – 2020/21 quarter 3). Having met this target, the Welsh Government now has a new target to create 125,000 all-age apprenticeships over the course of the 2021-2026 Senedd term. Reporting under this measure began in 2020/21 quarter 4 when there were 3,945(r) starts using the target measure. (See note below).

Quarterly statistics on [apprenticeship learning programmes started](#) will continue to be updated to reflect progress towards the target according to the pre-announced timetable

Note: The 2020/21 data on Senedd apprenticeship starts was revised on 19/5/2022, due to a small compilation error.

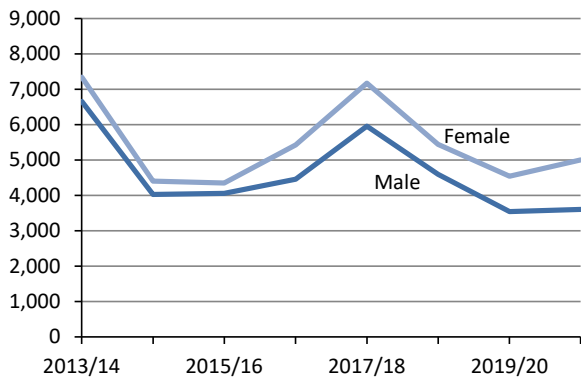
Chart 4a: Apprenticeship learning programmes started, 2013/14 to 2020/21



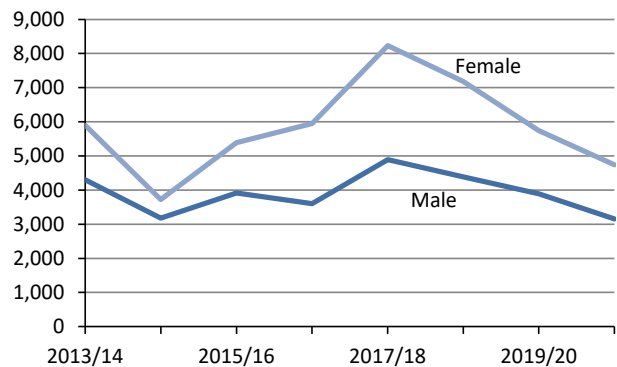
Females continue to contribute to more apprenticeship programmes started

Chart 4b: Trends in apprenticeship learning programmes started by gender, 2013/14 to 2020/21

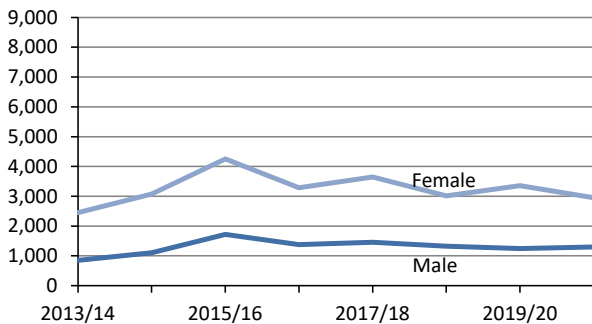
Foundation apprenticeships:



Level 3 apprenticeships:



Higher apprenticeships:



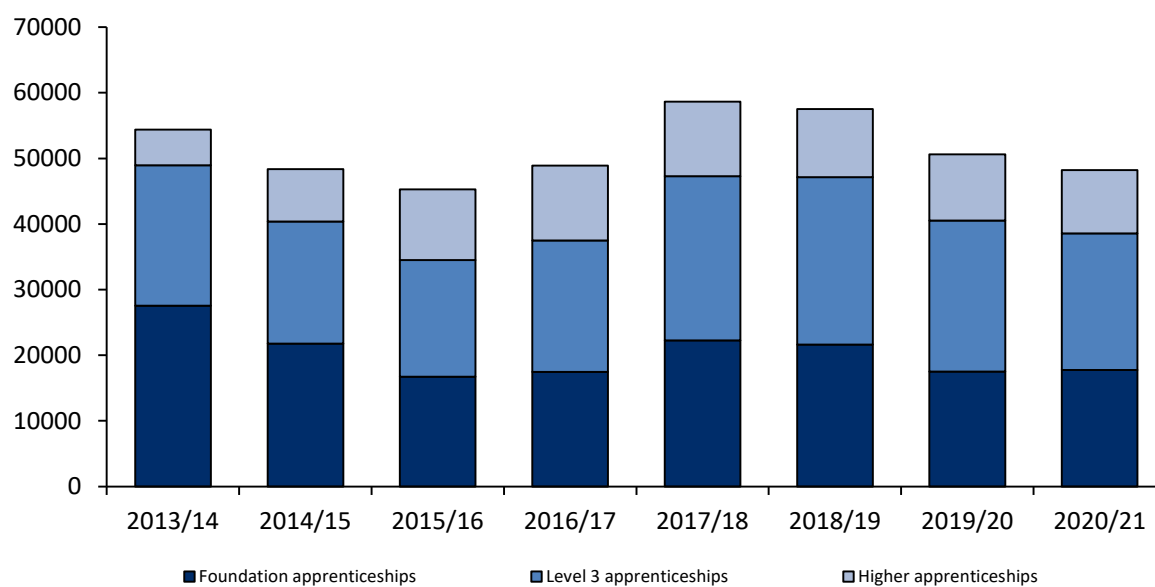
61 per cent of all apprenticeship learner programmes were started by females. A similar proportion was seen last year. Apprenticeship programmes started by females decreased by 7 per cent on the previous year.

More detailed information on apprenticeship learning programmes started, including sector breakdowns, can be found within our [interactive dashboard](#).

Numbers of apprenticeship learning programmes in progress has decreased slightly

The number of apprenticeship programmes in progress (This includes those programmes started in the academic year and continuing programmes from previous years) for foundation, level 3 and higher apprenticeships was 48,235 during 2020/21 – this is 5 per cent lower than in 2019/20.

Chart 4c: Apprenticeship learning programmes in progress, 2013/14 to 2020/21



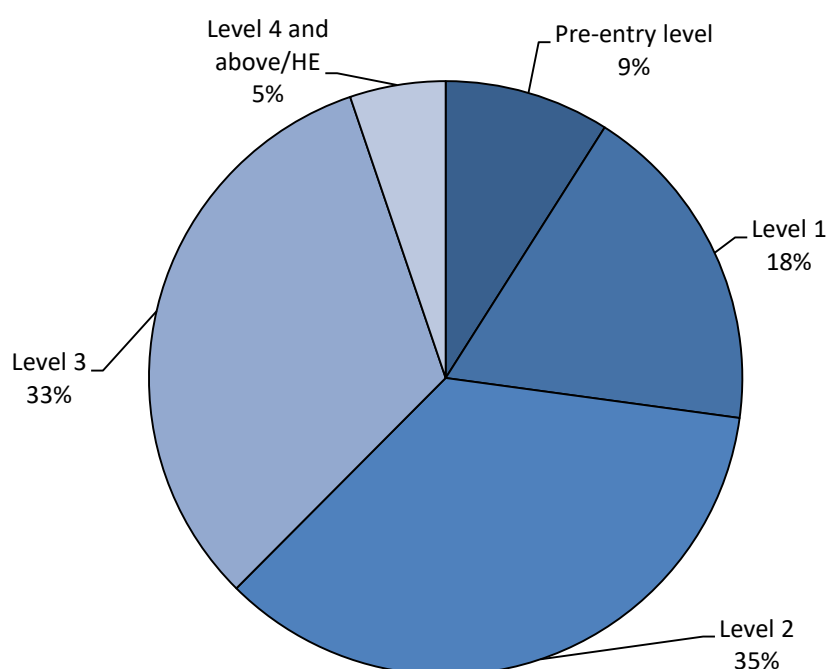
Learning activities and qualifications

A **learning activity**, typically, is a specific qualification or course pursued by a learner. A learning programme consists of a group of related learning activities.

Level 2 qualifications accounted for the largest proportion of activities

In 2020/21, there were 419,555 active learning activities. This includes new enrolments in the 2020/21 academic year and any learning activities continuing from previous academic years. This is a similar number to the previous year (417,965). Of the learning activities for which the [qualification level](#) was known, 18 per cent were at level 1, 35 per cent were at level 2 and 32 per cent were at level 3 [Table 5, Chart 6].^(a)

Chart 6: Learning activities by qualification level, 2020/21 (a)



(a) 17 per cent of qualification levels were unknown or not applicable. For further education and work-based learning provision the figure was also 17 per cent but for adult learning provision 35 per cent of qualification levels were unknown or undefined, as is the case for some leisure-related learning activities.

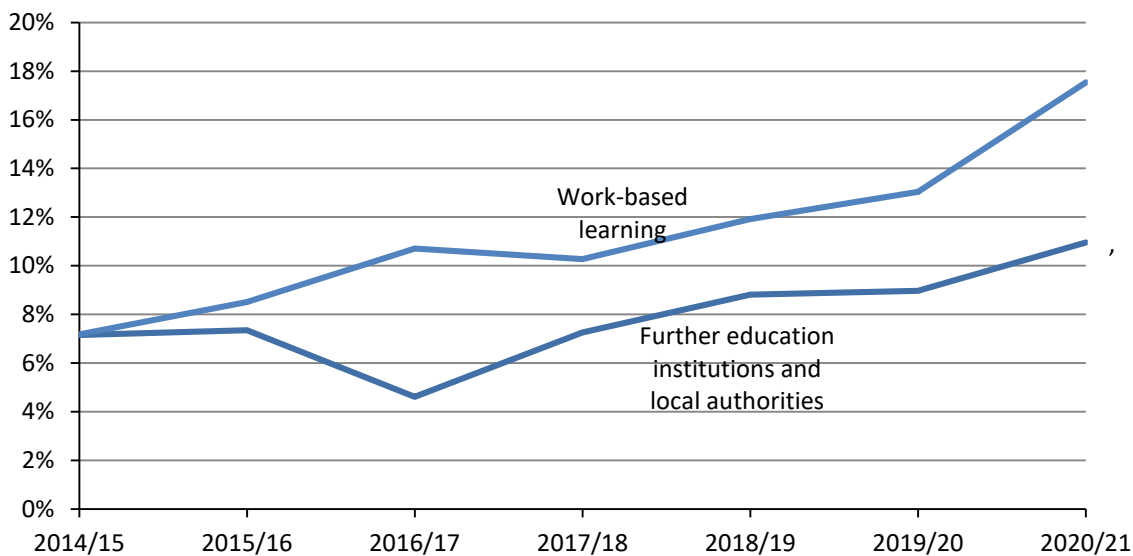
Welsh medium learning activities

A learning activity can be delivered through the medium of Welsh, English or bilingually. The learning activity is recorded according to the medium of learning and the language of assessment of individuals.

The proportion of learning activities delivered through the medium of Welsh and/or with bilingual elements has seen an upward trend

There were 295,570 learning activities in further education and adult learning in 2020/21 – 11 per cent were delivered through the medium of Welsh and/or with bilingual elements. 123,985 learning activities were taken in work-based learning – 18 per cent were delivered through the medium of Welsh and/or with bilingual elements.

Chart 7: Proportion of learning activities conducted in Welsh or bilingually according to the type of provider, 2014/15 to 2020/21 (a)



(a) Learning activities classified as Welsh or bilingual excludes language learning units. These are units aimed solely at teaching or improving Welsh and are not contextualised to the learner's wider studies.

Further breakdowns can be found on [StatsWales](#).

Tables

Table 1: Numbers of learners at Further Education Institutions, Adult Learning or Work-based Learning providers by age and gender, 2020/21

Table 2: Trends in learner numbers at Further Education Institutions, Adult Learning and Work-based Learning providers, 2013/14 to 2020/21

Table 3: Learning programmes at Further Education Institutions, Adult Learning or Work-based Learning providers by provision type, mode of study and gender, 2020/21

Table 4: Work-based learning provision: Numbers of learning programmes starts, leavers and in progress and numbers of learners starting and in progress by programme type, 2020/21

Table 5: Learning activities at Further Education Institutions, Adult Learning or Work-based Learning providers by qualification level and gender, 2020/21

Table 1: Numbers of learners at Further Education Institutions, Adult Learning and Work-based Learning providers by age and gender, 2020/21(a)

Age	Males		Females		Persons (b)	
	1 st December (c)	All Year (d)	1 st December (c)	All Year (d)	1 st December (c)	All Year (d)
Under 16	5	525	20	460	25	985
16	8,965	9,820	7,635	8,365	16,660	18,265
17	7,980	8,885	7,325	8,010	15,355	16,960
18	5,000	5,930	3,680	4,500	8,700	10,455
19	3,075	3,850	1,980	2,800	5,070	6,665
20-24	6,620	9,390	5,950	9,755	12,585	19,185
25-49	11,720	19,660	21,650	36,270	33,420	56,015
50-64	2,255	4,095	4,350	8,155	6,615	12,265
65+	385	685	670	1,225	1,055	1,910
Not Specified	*	10	10	20	15	35
Total	46,000	62,850	53,275	79,560	99,500	142,735

Source: Lifelong Learning Wales Record

(a) Age at 31 August 2020. All numbers are rounded to the nearest 5.

(b) The all persons total includes a small number of learners not recorded as male or female.

(c) Snapshot of learners enrolled during the week of December 1st.

(d) Count of learners throughout the academic year.

Reports on [StatsWales](#) contain the information provided in table 1 with a breakdown by ethnicity.

Table 2: Trends in learner numbers at Further Education institutions, Adult Learning and Work-based Learning providers, 2016/17 to 2020/21 (a)(b)(g)

	2016/17	2017/18	2018/19	2019/20	2020/21
Further Education Institutions (c)					
Full-time learners at FEIs	46,120	45,850	45,875	46,290	47,590
Part-time learners at FEIs	65,875	52,660	56,290	47,930	42,805
WBL provision at FEIs	16,695	20,075	19,880	17,885	18,125
Total at FEIs	128,690	118,590	122,040	112,105	108,520
All work-based learning provision (d)	54,840	63,120	61,290	52,190	51,740
Adult Learning (e)	13,910	12,680	13,050	8,200	5,555
Total learners at FE Institutions, Adult Learning and Work-based Learning providers (f)	172,470	166,640	168,810	148,860	142,735

Source: Lifelong Learning Wales Record ales Record

- (a) Counts are of unique learners, so removing, from each individual row, multiple counting of learners present at more than one learning provider and/or provision type. All numbers are rounded to the nearest 5.
- (b) In calculating each in-learning count, the population is largely determined by the actual start and end dates of learning programmes and activities. However an additional constraint is applied to each year in that learning activities with an expected end date more than two years before the start of the given academic year are excluded.
- (c) Learner numbers at FE institutions (FEIs) include learners pursuing work-based learning programmes at FEIs and franchised adult learners, enrolled at FEIs, whose teaching is contracted out to local authorities.
- (d) Work-based learning (WBL) provision includes learners pursuing WBL programmes at FEIs and provision at other training providers.
- (e) Includes both those learners enrolled at local authorities directly and learners who are enrolled at FEIs but whose teaching is contracted out to local authorities.
- (f) The use of unique learner counts and definitional overlaps mean, for any given year, that the total for FE/WBL/adult learners is lower than the sum of the figures in the preceding rows.
- (g) As from 2017/18 learning activities (and hence learners) not funded by the Welsh Government are no longer collected through the LLWR. Additionally Welsh for Adults provision is no longer part of the collection. Therefore 2017/18 data is not directly comparable with earlier years.

Table 3: Learning programmes at Further Education Institutions, Adult Learning or Work-based Learning providers by provision type, mode of study and gender, 2020/21(a)

	Males		Females		Persons (d)	
	1 st Dec (e)	All Year (f)	1 st Dec (e)	All Year (f)	1 st Dec (e)	All Year (f)
Further Education excluding Adult Learning at FEIs						
Full-time	22,310	26,445	21,455	25,280	43,925	51,920
Part-time	15,940	30,010	21,560	44,685	37,595	74,875
Total	38,250	56,455	43,010	69,965	81,520	126,790
Work-based Learning Provision						
WBL programmes at FEIs	7,510	11,215	4,485	7,775	12,000	18,990
Programmes at other training providers	6,615	12,500	12,295	23,820	18,915	36,345
Total	14,130	23,710	16,780	31,590	30,915	55,335
Adult Learning (b)						
Full-time: enrolled at FEIs	0	0	0	0	0	0
Part-time: enrolled at FEIs	415	775	955	1,885	1,370	2,665
Full-time: enrolled at local authorities	0	0	0	0	0	0
Part-time: enrolled at local authorities	595	1,280	1,310	4,095	1,905	5,385
Total	1,005	2,055	2,265	5,980	3,275	8,045
All Levels of Study (c)						
Full-time	22,310	26,445	21,455	25,280	43,925	51,920
Part-time	16,945	32,065	23,825	50,665	40,870	82,925
Work-based Learning	14,130	23,710	16,780	31,590	30,915	55,335
Total	53,385	82,220	62,060	107,540	115,715	190,180

Source: Lifelong Learning Wales Record

(a) Numbers greater than 0 and less than 5 have been replaced by *. Other figures are rounded to the nearest 5. Also see notes for definitions of level and mode.

(b) Excludes 'assisted' Community Learning provision and direct FE community learning not involving local authorities (see notes).

(c) Total includes a very small number of cases which are still classed as Higher Education, although these are no longer recorded on LLWR.

(d) The all persons total includes a small number of learners not recorded as male or female.

(e) Snapshot of learners enrolled during the week of December 1st.

(f) Count of learners throughout the academic year.

Table 4: Work-based learning provision: Numbers of learning programmes starts, programme type, 2020/21 (a)

	Full year learning programmes (a)				Learners (b)		
	Starts	Leavers (c)	In learning	Starts target Measure (d)	1st Dec (e)	31 st July (e)	All year
Work-based Learning programmes							
Foundation Apprenticeship	8,605	10,140	17,760	7,380 (r)	9,355	9,900	16,405
Apprenticeship (Level 3)	7,900	11,350	20,805	7,110 (r)	12,685	11,650	20,220
Higher Apprenticeship	4,250	5,540	9,670	3,770 (r)	5,675	5,345	9,415
Traineeships	6,950	4,375	6,980		2,775	2,585	5,570
Other WBL Programme	125	*	125		*	125	125
Total	27,825	31,405	55,335	18,265 (r)	30,495	29,605	51,740

Source: Lifelong Learning Wales Record

- (a) Represents cumulative count of learning programmes enrolled at any point during the academic year. All numbers are rounded to the nearest 5.
- (b) Distinct learners categorised according to their most recent learning programme of the year.
- (c) Counts of leavers exclude those who have transferred to another learning programme at the same provider. They are also restricted to those identifiable from the standard database of learning providers for 2015/16. (All figures include early leavers.)
- (d) A separate apprenticeships starts measure has been introduced in relation to the 100,000 target to take account of early drop outs (within first 8 weeks) and transfers of apprenticeships. The same measure is used for the new 125,000 target. Data revised on 26/5/2022, due to a small compilation error.
- (e) Number of learners on the reference date.

Table 5: Learning activities at Further Education Institutions, Adult Learning or Work-based Learning providers by qualification level and gender, 2020/21

Qualification level	Further and Higher Education and Work-based Learning			Adult Learning		
	Males	Females	Persons	Males	Females	Persons
Pre-Entry Level	445	635	1,080	40	60	105
Entry Level	12,660	14,840	27,615	785	1,665	2,460
Level 1	30,640	30,265	61,075	495	1,420	1,915
Level 2	52,135	68,570	120,890	265	1,385	1,655
Level 3	47,965	63,605	111,935	40	215	255
Level 4 and above / HE	6,400	11,690	18,100	0	0	0
Unknown or not required	32,890	35,975	69,025	870	2,565	3,445
Total	183,140	225,585	409,720	2,500	7,310	9,835

Source: Lifelong Learning Wales Record

(a) All numbers are rounded to the nearest 5.

Notes

1. Context

1.1 General

This statistical first release summarises data on learner numbers in post-16 education and training at providers receiving funding from the Welsh Government for the academic year 2020/21. Prior to 2017/18 the figures were not restricted to fundable learners at those providers. From 1 August 2017, information relating to learning activities not funded by the Welsh Government is no longer collected. This has affected the number of part-time learners in further education in most recent years.

The release contains information on the post-16 sector including Further Education institutions, Work-based Learning providers and Adult Learning providers but excluding HE institutions, the Learn Welsh sector and school sixth forms.

1.2 Policy context

Within the Welsh Government, this release and other outputs from the Lifelong Learning Wales Record (LLWR) data underlying it play a role in supporting decision making processes in relation to:

- The [Post-16 Planning and Funding Framework](#) which enables the delivery of relevant learning to support the Government priorities and aims to improve institutional efficiency and effectiveness. It focuses on the quality of the learning offer in terms of the outcome for individual learners. Programmes rather than qualifications are at the core of the framework with each programme having a defined purpose and outcome against which it will be monitored.
- The Learning and Skills (Wales) Measure 2009 “aims to provide wider learner choice, reduce duplication of provision and encourage higher quality learning and teaching, but it applies to all post-16 provision. Providers are expected to establish effective collaboration to underpin 14-19 entitlement and maximise the chances of successful learner outcomes.”
- The commitment to the delivery of apprenticeships is set out in the Programme for Government and within Prosperity for All – the National Strategy. The latest Programme for Government contains a commitment to create 125,000 new all-age apprenticeships within the term of the current Senedd term.

See also section 5.1 on ‘Relevance’.

2. Data source

Lifelong Learning Wales Record (LLWR)

The [Lifelong Learning Wales Record](#) is the data collection system employed by the Welsh Government to enable FE, WBL and Adult Learning providers to submit on-line individualised data on learners, their learning programmes, activities and awards. Welsh Government systems load the data on to a post-16 database to facilitate analysis. Further information on LLWR including user support manuals can be found on the Welsh Government’s website.

The primary purpose of the LLWR is to provide FE/WBL/Adult Learning data to facilitate the planning and funding of learning delivery. The LLWR data are also a basis for the Welsh Government's Quality and Effectiveness Framework, monitoring of performance and outcomes, informing strategy and development and the provision of statistics on FE/WBL/Adult Learning in Wales.

3. Definitions and methods

Learner numbers, learning programmes and learning activities

- The Lifelong Learning Wales Record (LLWR) has datasets based on learners, their learning programmes and their constituent learning activities (as well as awards which are not included in this release). Table 1 and 2 are based on counts of individual learners using a methodology which counts a learner present at more than one provider only once. Table 3 is based on counts of learning programmes, as are the first three columns of table 4, the remainder of which uses unique learners. A learner represented in table 1 or table 2 will have one or more learning programmes in table 3. Table 5 is based on counts of learning activities, there being one or more of these constituents to each learning programme.

Learners at Further Education Institutions, Adult Learning or Work-based Learning providers (tables 1, 2, 3 and 5)

- Information was collected from FE institutions, local authorities and work-based learning providers via the LLWR, from which data were extracted on 16 December 2021.
- Adult Learning is a broad definition that can encompass, for instance, provision at FE institution outreach centres and Adult Basic Education. This release only identifies Adult Learning provision (see 'Provision Type' notes) and hence this is the term used throughout.
- WBL provision is included whether at an FE college, at a WBL subsidiary of an FE institution or at another training provider.
- Where a provider is part of a WBL consortium, the assignment to 'WBL at FEIs' or to 'WBL at Other training providers' has been made according to the status of the consortium member (which may differ from the status of the lead provider of the consortium).
- December 1st counts are based on a snapshot of the week of 1 December 2020. All-year counts are based on all learners enrolled during the academic year.
- Ages are as at 31 August 2020.
- Includes students on courses with Adult Learning Wales.

Work-based Learning (Table 4)

This table summarises enrolments on work-based learning programmes.

- Starts and leavers in the first two columns denote the cumulative number of new starts and leavers of learning programmes during the academic year.
- Counts of leavers exclude those who have transferred to another learning programme at the same provider. They are also restricted to those leavers who are identifiable from the standard

database population used for this release. All figures (except the target starts measure) include early leavers.

- In progress figures are expressed as learning programme counts (in the third column), as the number of distinct learners at any time during the full year (final column) and also as learner counts on December 1st 2020 and July 31st 2021. The latter counts are for single days, in contrast to the December 1st figures in tables 1 and 3 which are based on a full week (and are therefore slightly higher).

From 2017/18 we additionally include a measure of starts specifically related to the target of 100,000 apprenticeships. This measure discounts starts that are recorded as early leavers (less than 8 weeks) and those that are recorded as transferred to another apprenticeship. This target was achieved in the first quarter of 2020/21. Having met this target, the Welsh Government now has a new target to create 125,000 all-age apprenticeships over the course of the 2021-2026 Senedd term. Under this measure, 18,180 learning programmes started in 2020/21, compared with 18,680 in 2019/20. [Table 4]

Quarterly statistics on apprenticeship learning programmes started will continue to be updated to reflect progress towards the new target according to the pre-announced timetable.

Welsh Government first funded degree apprenticeships from academic year 2018/19. In 2019/20 there were 380 new and continuing [degree apprenticeships in Wales](#).

Provision type

The provision type is determined at the learning programme level. This statistical release is not a funding report and definitions can differ from those used for funding purposes. For example, some of the WBL provision included in this release will not have been included in the calculation of funding for WBL providers.

For the purpose of this statistical release,

- **Further Education (FE)** provision is defined as that submitted to the LLWR by an FE provider excluding:
 - learning programmes categorised below as HE or WBL; and
 - learning delivered by a Local Authority via a subcontracted arrangement with an FE provider.
 - junior apprenticeship programmes (with learners additionally being recorded through school enrolment figures). 170 unique learners were recorded with at least one programme for 2020/21.
- **Higher Education (HE)** provision comprises learning programmes categorised as higher education

The figures for HE include learners whose programme is designated as HE level but exclude learning programmes where the overarching learning programme is not designated as 'HE' although an element of the learning (i.e. one or more learning activities) is at HE level. Note that almost all HE learners in Further Education institutions are now recorded through HESA (Higher Education

Statistics Agency) data rather than LLWR. Historically franchised Higher Education has been collected through HESA (and therefore not part of this release) and from 2016/17 all new HEFCW funded learners are also recorded through HESA. The remaining programmes consist mainly of those for HEFCW funded learners commencing prior to the 2016/17 academic year, and other HE provision delivered without Welsh Government or HEFCW funding.)

Historically this has included the following types of qualification, but just a very small number of programmes now remain.

- Higher National Certificate; Higher National Diploma;
 - HE professional / HE vocational programme;
 - Foundation Degree; HE First Degree; other undergraduate qualification;
 - HE postgraduate;
- **Adult Learning** provision is defined as that submitted to the LLWR:
 - by a Local Authority directly ('maintained' or 'contracted-out' provision); or
 - by an FE provider but where the learning is delivered by a Local Authority through a partnership, franchise or subcontracted arrangement ('contracted-in' provision).

The Adult Learning figures **exclude** 'assisted' provision, i.e. courses controlled and managed by another organisation but which the local authority supports either financially or by providing premises or other facilities free of charge or at subsidised rates.

- **WBL programmes** are submitted to the LLWR by contracted WBL providers (including some FE institutions) and include the following programmes:
 - Apprenticeship (Level 3);
 - Foundation Apprenticeships (Level 2);
 - Higher Apprenticeship (Level 4 plus);
 - Traineeships;

Subjects

Apprenticeship subject information is based on Sector Framework information, whilst that for individual learning activities is based on the Sector Subject Area (SSA) definition, based on the 15 first-tier areas of learning.

4. Rounding

Figures are rounded to the nearest 5 and there may be apparent slight discrepancies between the sum of the constituent items and the total. An asterisk '*' represents numbers greater than 0 and less than 5.

Percentages are also calculated using the unrounded figures; therefore, it may not be possible to recreate the percentages quoted throughout this release from the information included in the tables.

5. Key Quality Information

5.1 Relevance

The statistics are used both within and outside the Welsh Government to monitor educational trends and as a baseline for further analysis of the underlying data. Some of the key users are:

- ministers and officials in the Welsh Government;
- Members of the Senedd and researchers in the Senedd Cymru.
- other government departments;
- Further Education Institutions, Work-Based Learning providers and local authorities;
- Estyn, Her Majesty's Inspectorate of Education and Training in Wales;
- students, researchers, and academics;
- individual citizens, private companies, and the media.

These statistics are used in a variety of ways. Some examples of these are:

- general background and research;
- inclusion in reports and briefings;
- advice to Ministers;
- informing and evaluating the education policy-making process in Wales. (See section 1.2 on 'Policy Context'.)

LLWR data are used to underpin funding and performance reports for learning providers, to calculate NEET (Not in Education, Employment or Training) figures and in student finance modelling.

5.2 Accuracy

Statisticians within the Welsh Government review the data and query any anomalies with the LLWR data management team and, where relevant, with learning providers before tables are published.

The LLWR data underlying this release are intended to be final, for non-funding purposes.

The annual timescale for the production of data balances timeliness against the need for accurate data quality. Final statistics on a given academic year have previously been drawn from a database based on the LLWR as at February following the end of the academic year. Following consultation in previous years we brought forward the publication of the statistical release (previously April following the academic year) and StatsWales data (May), to publish both in February, and therefore using the December rather than February freeze of data. Providers have been encouraged to complete their data to this new timetable, with the data also being used as the basis for learner outcomes, we do not therefore consider there to be any arising data quality issues from the change of date.

5.3 Timeliness and punctuality

From 2016/17 onwards, with bringing forward the date of publication to February, we have ceased publication of provisional statistics for the same academic year, which previously occurred in November. Users were consulted on this change, and there have been no issues arising from the

change. Additionally we now publish provisional quarterly information on apprenticeship starts to provide more timely data in this area of interest.

5.4 Accessibility and clarity

This statistical release is pre-announced and then published on the Statistics section of the Welsh Government website. It is accompanied by more detailed tables on StatsWales, a free to use service that allows visitors to view, manipulate, create and download data.

5.5 Comparability and coherence

Apprenticeship learning programmes

The number of apprenticeship learning programme starts and the number of in-learning programmes in 2019/20 was inflated by the transfer of learners from consortium members that were previously part of the Vocational Skills Partnership to new lead providers. There were around 1,660 new programme starts recorded in 2019/20 as a result of these transfers.

Data for previous years

The following changes were made to the data collection for 2017/18.

Unfunded learning:

From 1 August 2017, information relating to learning activities not funded by the Welsh Government is no longer collected through the LLWR; whilst the change is at individual activity level it will have an impact on the overall number of learners recorded. Because funding is recorded at activity rather than learner level, it is difficult to give a firm assessment of impact, as the change may also affect the way providers code their data.

Learn Welsh sector:

From 1 August 2017, information relating to Learn Welsh/Welsh for Adults provision in Further Education institutions is no longer collected through the LLWR. The [National Centre for Learning Welsh](#) has been responsible for providing leadership to the Welsh for Adults programme and co-ordinating provision across Wales on behalf of Welsh Government from 2015.

These two changes mean that, particularly for part-time further education and adult learning, it is not possible to draw any conclusions around trends in the number of learners compared with the previous year. The decrease seen may be fully accounted for by the changes to the data collection. For completeness the following charts show the time series – but indicate the break in the series and that figures for 2017/18 are not comparable with earlier years.

Resit codes

From 2017/18 there was a change to recording of GCSE resits, through separate part-time programmes alongside other programmes of learning. In 2018/19 approximately 14,600 such programmes were recorded by around 11,800 unique learners.

5.6 In-learning population

In-learning counts for all years in the current release (and in the other bulletins using LLWR data listed at the end of this release) are on an adjusted population basis.

The in-learning population is adjusted by excluding unclosed activities with an expected end date more than two years earlier than the start of the given academic year. Having excluded these activities, the population is then determined from the remaining activities by means of the actual start and end dates (in conjunction with the learning programme end date, where available separately for WBL programmes).

The adjusted population was introduced in order to produce a more accurate reflection of 'live' activity after identifying an increasing number of unclosed activities since the inception of the LLWR.

5.7 Mode of learning

Prior to 2014/15, Mode of learning was been derived using guided contact hours sourced from the LLWR field LA19. Non-WBL learning programmes were classified for statistical purposes as full-time if they contained at least 450 guided contact hours per year and other non-WBL learning programmes were designated as part-time. Owing to a change in LLWR data collection, this is no longer possible on the same basis. Instead, from 2014/15 onwards, the mode is determined directly from a marker in the new Learning Programme Code LLWR field (LP74).

The LLWR field LA19 used in derivation of the former mode of learning was not collected after the end of 2013/14 and the new field LP74 was not collected before the start of 2014/15. This lack of a period of overlap means that a direct comparison cannot be made. However the trend from the one mode to the other appears smooth. In the context of FE and adult learning data, the new mode appears to have very similar characteristics to the old.

5.8 Gender

The all persons total includes a small number of learners not recorded as male or female.

National Statistics status

The [United Kingdom Statistics Authority](#) has designated these statistics as National Statistics, in accordance with the Statistics and Registration Service Act 2007 and signifying compliance with the [Code of Practice for Statistics](#).

National Statistics status means that official statistics meet the highest standards of trustworthiness, quality and public value, and it is our responsibility to maintain compliance with these standards.

All official statistics should comply with all aspects of the Code of Practice for Statistics. They are awarded National Statistics status following an assessment by the UK Statistics Authority's regulatory arm, the Office for Statistics Regulation. The OSR considers whether the statistics meet the highest standards of Code compliance, including the value they add to public decisions and debate. The designation of these statistics as National Statistics was confirmed in July 2012 following a full assessment against the Code of Practice.

Following reviews by the Office for Statistics Regulation, we have continued to comply with the Code of Practice for Statistics, and have made the following improvements:

- Added to and refined information about dimensions of quality and described links to policy and Welsh Government targets
- Expanded the coverage of topics to include protected characteristics and Welsh medium learning.
- Improved visuals by de-cluttering and standardising charts and tables.

Most recently, the Office for Statistics Regulation published its UK-wide review, [Exploring the public value of statistics about post-16 education and skills](#), in July 2020.

It is Welsh Government's responsibility to maintain compliance with the standards expected of National Statistics. If we become concerned about whether these statistics are still meeting the appropriate standards, we will discuss any concerns with the Office for Statistics Regulation promptly. National Statistics status can be removed at any point when the highest standards are not maintained, and reinstated when standards are restored.

Well-being of Future Generations Act (WFG)

The Well-being of Future Generations Act 2015 is about improving the social, economic, environmental and cultural wellbeing of Wales. The Act puts in place seven wellbeing goals for Wales. These are for a more equal, prosperous, resilient, healthier and globally responsible Wales, with cohesive communities and a vibrant culture and thriving Welsh language. Under section (10)(1) of the Act, the Welsh Ministers must (a) publish indicators ("national indicators") that must be applied for the purpose of measuring progress towards the achievement of the wellbeing goals, and (b) lay a copy of the national indicators before Senedd Cymru. Under section 10(8) of the Well-being of Future Generations Act, where the Welsh Ministers revise the national indicators, they must as soon as reasonably practicable (a) publish the indicators as revised and (b) lay a copy of them before the Senedd. These national indicators were laid before the Senedd in 2021. The indicators laid on 14 December 2021 replace the set laid on 16 March 2016.

Information on the indicators, along with narratives for each of the well-being goals and associated technical information is available in the [Wellbeing of Wales report](#).

Further information on the [Well-being of Future Generations \(Wales\) Act 2015](#).

The statistics included in this release could also provide supporting narrative to the national indicators and be used by public services boards in relation to their local well-being assessments and local well-being plans.

Further details

This release is available at:

<https://gov.wales/further-education-work-based-learning-and-community-learning>

StatsWales

Only summary tables have been provided in this release. Additional tables supplying greater detail, including analysis by programme and qualification type, subject, age, disability status and ethnicity, are available via the Welsh Government's online dissemination service [StatsWales](#).

Other statistical outputs using the LLWR data underlying this release

- [‘Outcomes for learners in post-16 education affected by the coronavirus \(COVID-19\) pandemic’](#) – a report on the learning outcomes for learners who were on vocational programmes, general education programmes (including A Levels), apprenticeships or adult learning courses.
- [‘Learner Outcome Measures for Work-based Learning and Adult Learning’](#) - Statistics on learner outcomes at WBL providers and Adult Learning providers.
- [‘Consistent performance measures for post-16 learning \(achievement\)’](#) – Statistics on the achievement of learners in FE institutions (derived from LLWR data) and school sixth forms (derived from school data sources)
- During 2018 we introduced [quarterly reporting of work-based learning information](#), and we welcome any feedback on this output.

UK nations

Examples of similar outputs from other UK nations can be found at:

England - [Further education and skills: statistical first release - gov.uk](#)

Northern Ireland - [Further Education Enrolments - Department for Employment and Learning](#)

Scotland - [Scottish Lifelong learning Statistics: statistical first release](#)

However, owing to differences in methodology and data collection, caution should be exercised in making direct comparisons with the figures contained in this release.

Next update

February 2023

Period covered: 2021/22 (August to July)

Statistical First Release report and StatsWales cubes.

We want your feedback

We welcome any feedback on any aspect of these statistics which can be provided by email to post16ed.stats@gov.wales

Open Government Licence

All content is available under the [Open Government Licence v3.0](#), except where otherwise stated.

